



# **BMCRC-MRO CHAMPIONSHIPS**

## **2023**

**Round 7**  
**Snetterton 300**  
**2<sup>nd</sup> / 3<sup>rd</sup> September 2023**



**Timing & Results Provided by Timing Solutions Ltd**

**[www.tsl-timing.com](http://www.tsl-timing.com)**

illuminate~~e~~design

# ILLUMINATE DESIGN 250 MZ & BLUE HAZE GPF



BMCRC-MRO Championships - Round 7  
Snetterton 300  
2<sup>nd</sup> / 3<sup>rd</sup> September 2023



Timing & Results Provided by Timing Solutions Ltd

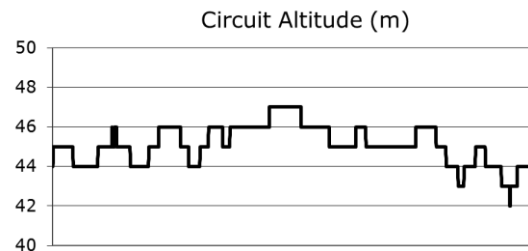
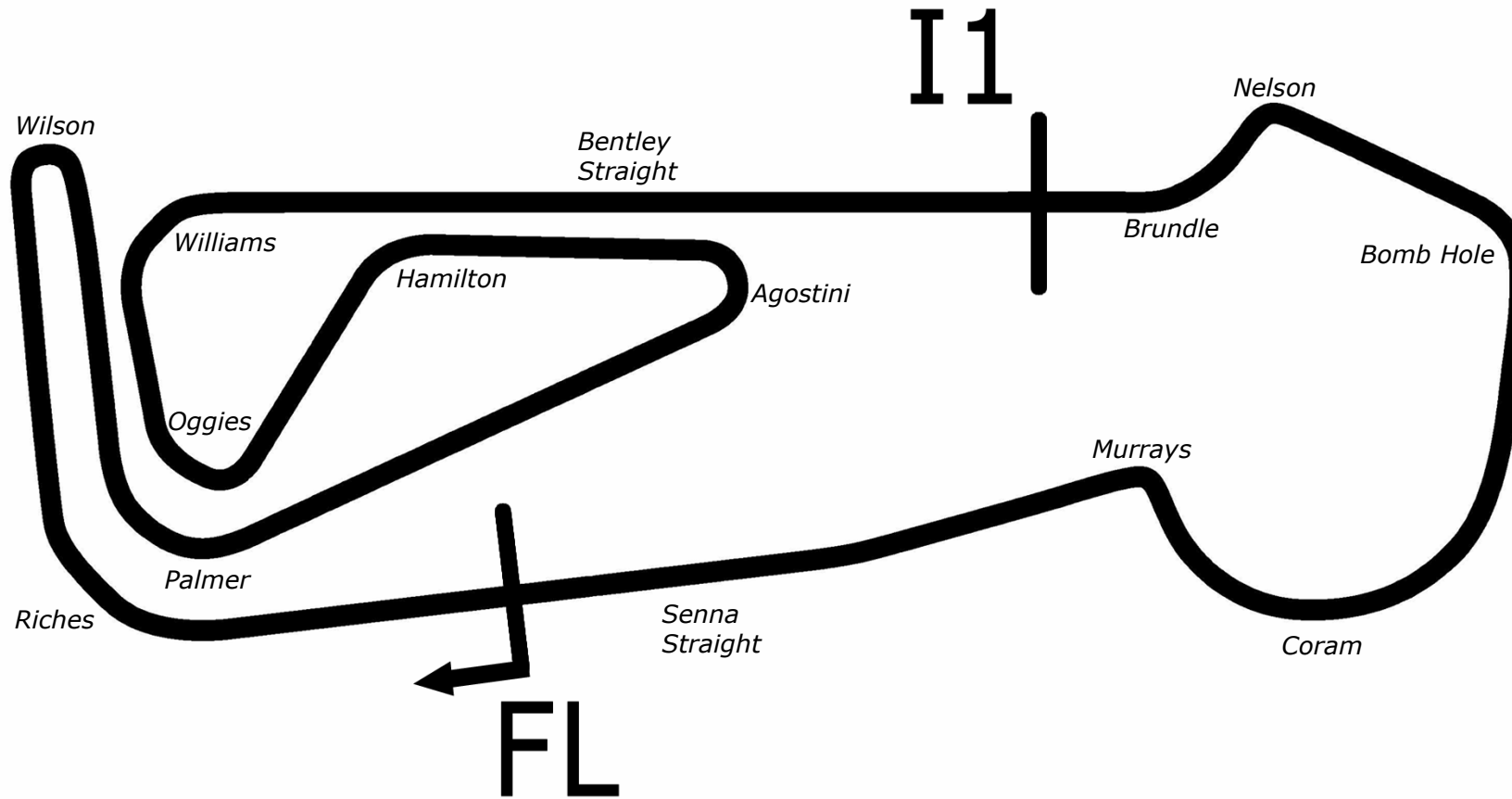
[www.tsl-timing.com](http://www.tsl-timing.com)

# Snetterton 300



SPORTS TIMING

TIMING SOLUTIONS LTD



Length	2.9689 miles	4778.0 m	
FL		52.46340 N	0.94476 E
I1	3198m	52.46617 N	0.94964 E
Pit Entry	4572m	52.46364 N	0.94774 E
Pit Exit	40m after FL	52.46338 N	0.94420 E
Pit Entry-Pit Exit	246m, 17.7s @50kph, 14.7s @60kph		

All results available at [www.tsl-timing.com](http://www.tsl-timing.com)

# BMCRC - MRO Championships 2023 - Rnd 7 @ Snetterton

## Illuminate Design 250MZ & Blue Haze GPF 2-Stroke

### QUALIFYING - CLASSIFICATION

POS	NO	CL	PIC NAME	ENTRY	TIME	ON	LAPS	GAP	DIFF	MPH
1	28	GPF	1 Liam MCCARTER	Yamaha TZR - Katie McCarter	2:14.706	3	5			79.34
2	18	GPF	2 David BALL	Yamaha TZR250F3 - Gardiner Page and Roe pension c	2:15.853	2	5	1.147	1.147	78.67
3	26	GPF	3 Damian LEE	Yamaha TZR250 - Leed Autos	2:19.909	3	4	5.203	4.056	76.39
4	4	GPF	4 Denis HALIL	Yamaha TZR250 - D & A AUTOS	2:20.317	2	4	5.611	0.408	76.17
5	162	GPF	5 Darren COOPER	Yamaha TZR250 - Twistgrip Motorcycles	2:20.887	5	5	6.181	0.570	75.86
6	71	GPF	6 Pete FISHWICK	Yamaha TZR250 -	2:21.197	4	4	6.491	0.310	75.69
7	69	MZ	1 Alexander MANN	MZ TS 250 - HS RACING	2:24.164	4	4	9.458	2.967	74.13
8	85	MZ	2 Andrew WALES	MZ ETZ 250 - Illuminated Design LTD	2:25.484	4	4	10.778	1.320	73.46
9	95	MZ	3 Christopher ROGERS	MZ ETZ 250 - CB Racing	2:28.050	4	4	13.344	2.566	72.19
10	13	MZ	4 Gordon RYAN	MZ ETZ250 - Prism Work Psychology	2:30.927	4	4	16.221	2.877	70.81
11	73	GPF	7 Colvin TURNER	Yamaha TZR250 -	2:32.692	4	4	17.986	1.765	69.99
12	17	GPF	8 David PATERSON	Aprilia RS250 - The love of a good woman	2:33.021	4	4	18.315	0.329	69.84
13	7	MZ	5 John ASHMEAD	MZ ETZ250 -	2:34.216	4	4	19.510	1.195	69.30
14	14	MZ	6 Andy MARKS	MZ ETZ250 - Kingpin Components	2:35.333	4	4	20.627	1.117	68.80
15	56	MZ	7 Russell TURNER	MZ ETZ250 - TT Racing	2:36.100	4	4	21.394	0.767	68.46
16	8	MZ	8 Rich ASKEW	MZ ETZ250 - L+R construction	2:36.874	4	4	22.168	0.774	68.13
17	22	MZ	9 Simon FINCH	MZ ETZ250 - BlueCloud Projects Ltd	2:37.012	4	4	22.306	0.138	68.07
18	66	MZ	10 Graeme LEWIS	MZ ETZ250 - Morris Racing Lubricants #MRL & DRD M	2:39.357	2	4	24.651	2.345	67.07
19	94	MZ R	1 Kevin LANE	MZ ETZ250 - Illuminate Design	2:54.104	2	4	39.398	14.747	61.38
20	102	MZ R	2 Caleb WRIGHT	MZ 250 ETZ - Clover Investments	2:54.284	2	4	39.578	0.180	61.32
21	114	GPF	9 Steve DUNN	Yamaha TZR250 -	3:32.284	1	1	1:17.578	38.000	50.34

Weather / Track : Cloudy / Damp

These results are provisional until the conclusion of any judicial and technical matters.

Snetterton 300: 2.9689 miles

Date: 02/09/2023 Start: 09:13 Finish: 09:23

Clerk Of Course :

Stewards :

Timekeeper :

*Craig Smith*

Results can be found at [www.tsl-timing.com](http://www.tsl-timing.com)

Printed - 09:27 Saturday, 02 September 2023



# BMCRC - MRO Championships 2023 - Rnd 7 @ Snetterton

## Illuminate Design 250MZ & Blue Haze GPF 2-Stroke

### QUALIFYING - SECTOR ANALYSIS



SECTOR 1 = FL to I1, SECTOR 2 = I1 to FL, DIFF = Difference To Personal Best Lap, P = Crossed Finish Line in Pit Lane, D = Time Disallowed

P1 28 GPF		Liam MCCARTER		Yamaha TZR - Katie McCarter		
IDEAL LAP TIME : 2:14.706		BEST LAP TIME : 2:14.706		DIFFERENCE : 0.000		
LAP	SECTOR 1	SECTOR 2	LAP TIME	MPH	DIFF	TIME OF DAY
1 -	1:41.947	46.190	2:28.137	72.14	13.431	09:16:30.062
2 -	1:32.248	44.469	2:16.717 (3)	78.17	2.011	09:18:46.779
3 -	<b>1:30.291</b>	<b>44.415</b>	<b>2:14.706 (1)</b>	<b>79.34</b>		<b>09:21:01.485</b>
4 -	1:30.525	44.642	2:15.167 (2)	79.07	0.461	09:23:16.652
5 -	1:30.696	46.725	2:17.421	77.77	2.715	09:25:34.073

P2 18 GPF		David BALL		Yamaha TZR250F3 - Gardiner Page and Roe pension consultan		
IDEAL LAP TIME : 2:15.562		BEST LAP TIME : 2:15.853		DIFFERENCE : 0.291		
LAP	SECTOR 1	SECTOR 2	LAP TIME	MPH	DIFF	TIME OF DAY
1 -	1:39.327	45.476	2:24.803	73.81	8.950	09:16:26.490
2 -	1:31.133	<b>44.720</b>	<b>2:15.853 (1)</b>	<b>78.67</b>		<b>09:18:42.343</b>
3 -	<b>1:30.842</b>	45.357	2:16.199 (2)	78.47	0.346	09:20:58.542
4 -	1:31.672	44.723	2:16.395 (3)	78.36	0.542	09:23:14.937
5 -	1:31.573	46.804	2:18.377	77.23	2.524	09:25:33.314

P3 26 GPF		Damian LEE		Yamaha TZR250 - Leed Autos		
IDEAL LAP TIME : 2:19.909		BEST LAP TIME : 2:19.909		DIFFERENCE : 0.000		
LAP	SECTOR 1	SECTOR 2	LAP TIME	MPH	DIFF	TIME OF DAY
1 -	1:43.759	48.152	2:31.911 (3)	70.35	12.002	09:16:35.253
2 -	1:34.347	46.755	2:21.102 (2)	75.74	1.193	09:18:56.355
3 -	<b>1:33.287</b>	<b>46.622</b>	<b>2:19.909 (1)</b>	<b>76.39</b>		<b>09:21:16.264</b>
4 -	1:33.763	1:00.149	2:33.912	69.44	14.003	09:23:50.176

P4 4 GPF		Denis HALIL		Yamaha TZR250 - D & A AUTOS		
IDEAL LAP TIME : 2:19.534		BEST LAP TIME : 2:20.317		DIFFERENCE : 0.783		
LAP	SECTOR 1	SECTOR 2	LAP TIME	MPH	DIFF	TIME OF DAY
1 -	1:45.331	48.340	2:33.671 (3)	69.55	13.354	09:16:34.652
2 -	1:34.141	<b>46.176</b>	<b>2:20.317 (1)</b>	<b>76.17</b>		<b>09:18:54.969</b>
3 -	1:33.896	47.334	2:21.230 (2)	75.67	0.913	09:21:16.199
4 -	<b>1:33.358</b>	1:03.818	2:37.176	68.00	16.859	09:23:53.375

P5 162 GPF		Darren COOPER		Yamaha TZR250 - Twistgrip Motorcycles		
IDEAL LAP TIME : 2:20.680		BEST LAP TIME : 2:20.887		DIFFERENCE : 0.207		
LAP	SECTOR 1	SECTOR 2	LAP TIME	MPH	DIFF	TIME OF DAY
1 -	1:40.552	49.122	2:29.674	71.40	8.787	09:16:22.343
2 -	1:35.502	<b>46.909</b>	2:22.411	75.05	1.524	09:18:44.754
3 -	1:34.187	46.948	2:21.135 (2)	75.72	0.248	09:21:05.889
4 -	1:34.518	47.458	2:21.976 (3)	75.28	1.089	09:23:27.865
5 -	<b>1:33.771</b>	47.116	<b>2:20.887 (1)</b>	<b>75.86</b>		<b>09:25:48.752</b>

P6 71 GPF		Pete FISHWICK		Yamaha TZR250 -		
IDEAL LAP TIME : 2:21.180		BEST LAP TIME : 2:21.197		DIFFERENCE : 0.017		
LAP	SECTOR 1	SECTOR 2	LAP TIME	MPH	DIFF	TIME OF DAY
1 -	1:46.307	49.552	2:35.859	68.57	14.662	09:16:36.748
2 -	1:35.362	47.234	2:22.596 (3)	74.95	1.399	09:18:59.344
3 -	1:34.763	<b>46.806</b>	2:21.569 (2)	75.49	0.372	09:21:20.913
4 -	<b>1:34.374</b>	46.823	<b>2:21.197 (1)</b>	<b>75.69</b>		<b>09:23:42.110</b>

# BMCRC - MRO Championships 2023 - Rnd 7 @ Snetterton

## Illuminate Design 250MZ & Blue Haze GPF 2-Stroke

### QUALIFYING - SECTOR ANALYSIS



SECTOR 1 = FL to I1, SECTOR 2 = I1 to FL, DIFF = Difference To Personal Best Lap, P = Crossed Finish Line in Pit Lane, D = Time Disallowed

P7 69 MZ Alexander MANN		MZ TS 250 - HS RACING				
IDEAL LAP TIME : 2:24.150		BEST LAP TIME : 2:24.164		DIFFERENCE : 0.014		
LAP	SECTOR 1	SECTOR 2	LAP TIME	MPH	DIFF	TIME OF DAY
1 -	1:45.694	48.284	2:33.978	69.41	9.814	09:16:30.203
2 -	1:38.541	48.361	2:26.902 (3)	72.75	2.738	09:18:57.105
3 -	1:37.689	<b>47.701</b>	2:25.390 (2)	73.51	1.226	09:21:22.495
4 -	<b>1:36.449</b>	47.715	<b>2:24.164 (1)</b>	<b>74.13</b>		<b>09:23:46.659</b>

P8 85 MZ Andrew WALES		MZ ETZ 250 - Illuminated Design LTD				
IDEAL LAP TIME : 2:25.286		BEST LAP TIME : 2:25.484		DIFFERENCE : 0.198		
LAP	SECTOR 1	SECTOR 2	LAP TIME	MPH	DIFF	TIME OF DAY
1 -	1:42.547	47.704	2:30.251 (3)	71.13	4.767	09:16:24.823
2 -	1:38.311	<b>47.454</b>	2:25.765 (2)	73.32	0.281	09:18:50.588
3 -	1:42.410	48.976	2:31.386	70.60	5.902	09:21:21.974
4 -	<b>1:37.832</b>	47.652	<b>2:25.484 (1)</b>	<b>73.46</b>		<b>09:23:47.458</b>

P9 95 MZ Christopher ROGERS		MZ ETZ 250 - CB Racing				
IDEAL LAP TIME : 2:28.050		BEST LAP TIME : 2:28.050		DIFFERENCE : 0.000		
LAP	SECTOR 1	SECTOR 2	LAP TIME	MPH	DIFF	TIME OF DAY
1 -	1:46.867	49.448	2:36.315	68.37	8.265	09:16:31.377
2 -	1:39.821	48.618	2:28.439 (2)	72.00	0.389	09:18:59.816
3 -	1:40.043	48.645	2:28.688 (3)	71.88	0.638	09:21:28.504
4 -	<b>1:39.524</b>	<b>48.526</b>	<b>2:28.050 (1)</b>	<b>72.19</b>		<b>09:23:56.554</b>

P10 13 MZ Gordon RYAN		MZ ETZ250 - Prism Work Psychology				
IDEAL LAP TIME : 2:30.927		BEST LAP TIME : 2:30.927		DIFFERENCE : 0.000		
LAP	SECTOR 1	SECTOR 2	LAP TIME	MPH	DIFF	TIME OF DAY
1 -	1:45.064	50.568	2:35.632	68.67	4.705	09:16:28.882
2 -	1:42.333	50.959	2:33.292 (3)	69.72	2.365	09:19:02.174
3 -	1:41.301	50.381	2:31.682 (2)	70.46	0.755	09:21:33.856
4 -	<b>1:40.629</b>	<b>50.298</b>	<b>2:30.927 (1)</b>	<b>70.81</b>		<b>09:24:04.783</b>

P11 73 GPF Colvin TURNER		Yamaha TZR250 -				
IDEAL LAP TIME : 2:31.193		BEST LAP TIME : 2:32.692		DIFFERENCE : 1.499		
LAP	SECTOR 1	SECTOR 2	LAP TIME	MPH	DIFF	TIME OF DAY
1 -	1:43.463	<b>49.981</b>	2:33.444 (2)	69.65	0.752	09:16:38.015
2 -	1:41.453	53.377	2:34.830 (3)	69.03	2.138	09:19:12.845
3 -	1:42.670	52.258	2:34.928	68.98	2.236	09:21:47.773
4 -	<b>1:41.212</b>	51.480	<b>2:32.692 (1)</b>	<b>69.99</b>		<b>09:24:20.465</b>

P12 17 GPF David PATERSON		Aprilia RS250 - The love of a good woman				
IDEAL LAP TIME : 2:32.918		BEST LAP TIME : 2:33.021		DIFFERENCE : 0.103		
LAP	SECTOR 1	SECTOR 2	LAP TIME	MPH	DIFF	TIME OF DAY
1 -	1:45.227	53.695	2:38.922	67.25	5.901	09:16:43.995
2 -	1:41.803	<b>51.489</b>	2:33.292 (2)	69.72	0.271	09:19:17.287
3 -	1:42.879	51.705	2:34.584 (3)	69.14	1.563	09:21:51.871
4 -	<b>1:41.429</b>	51.592	<b>2:33.021 (1)</b>	<b>69.84</b>		<b>09:24:24.892</b>

P13 7 MZ John ASHMEAD		MZ ETZ250 -				
IDEAL LAP TIME : 2:34.216		BEST LAP TIME : 2:34.216		DIFFERENCE : 0.000		
LAP	SECTOR 1	SECTOR 2	LAP TIME	MPH	DIFF	TIME OF DAY
1 -	1:48.178	50.680	2:38.858	67.28	4.642	09:16:33.100
2 -	1:45.436	50.331	2:35.767 (3)	68.61	1.551	09:19:08.867
3 -	1:45.019	49.640	2:34.659 (2)	69.10	0.443	09:21:43.526
4 -	<b>1:44.915</b>	<b>49.301</b>	<b>2:34.216 (1)</b>	<b>69.30</b>		<b>09:24:17.742</b>

# BMCRC - MRO Championships 2023 - Rnd 7 @ Snetterton

## Illuminate Design 250MZ & Blue Haze GPF 2-Stroke

### QUALIFYING - SECTOR ANALYSIS



SECTOR 1 = FL to I1, SECTOR 2 = I1 to FL, DIFF = Difference To Personal Best Lap, P = Crossed Finish Line in Pit Lane, D = Time Disallowed

P14 14 MZ Andy MARKS			MZ ETZ250 - Kingpin Components			
IDEAL LAP TIME : 2:35.333		BEST LAP TIME : 2:35.333		DIFFERENCE : 0.000		
LAP	SECTOR 1	SECTOR 2	LAP TIME	MPH	DIFF	TIME OF DAY
1 -	1:50.855	56.193	2:47.048	63.98	11.715	09:16:46.011
2 -	1:45.549	51.654	2:37.203 (3)	67.98	1.870	09:19:23.214
3 -	1:44.376	51.808	2:36.184 (2)	68.43	0.851	09:21:59.398
4 -	<b>1:44.166</b>	<b>51.167</b>	<b>2:35.333 (1)</b>	<b>68.80</b>		<b>09:24:34.731</b>

P15 56 MZ Russell TURNER			MZ ETZ250 - TT Racing			
IDEAL LAP TIME : 2:36.100		BEST LAP TIME : 2:36.100		DIFFERENCE : 0.000		
LAP	SECTOR 1	SECTOR 2	LAP TIME	MPH	DIFF	TIME OF DAY
1 -	1:51.785	55.405	2:47.190	63.92	11.090	09:16:44.076
2 -	1:47.332	53.410	2:40.742 (3)	66.49	4.642	09:19:24.818
3 -	1:44.960	52.924	2:37.884 (2)	67.69	1.784	09:22:02.702
4 -	<b>1:44.173</b>	<b>51.927</b>	<b>2:36.100 (1)</b>	<b>68.46</b>		<b>09:24:38.802</b>

P16 8 MZ Rich ASKEW			MZ ETZ250 - L+R construction			
IDEAL LAP TIME : 2:36.811		BEST LAP TIME : 2:36.874		DIFFERENCE : 0.063		
LAP	SECTOR 1	SECTOR 2	LAP TIME	MPH	DIFF	TIME OF DAY
1 -	1:49.236	53.350	2:42.586	65.73	5.712	09:16:38.314
2 -	1:45.530	51.961	2:37.491 (2)	67.86	0.617	09:19:15.805
3 -	1:47.147	<b>51.593</b>	2:38.740 (3)	67.33	1.866	09:21:54.545
4 -	<b>1:45.218</b>	51.656	<b>2:36.874 (1)</b>	<b>68.13</b>		<b>09:24:31.419</b>

P17 22 MZ Simon FINCH			MZ ETZ250 - BlueCloud Projects Ltd			
IDEAL LAP TIME : 2:37.012		BEST LAP TIME : 2:37.012		DIFFERENCE : 0.000		
LAP	SECTOR 1	SECTOR 2	LAP TIME	MPH	DIFF	TIME OF DAY
1 -	1:50.196	54.802	2:44.998	64.77	7.986	09:16:44.080
2 -	1:45.440	54.222	2:39.662 (3)	66.94	2.650	09:19:23.742
3 -	1:46.286	53.168	2:39.454 (2)	67.02	2.442	09:22:03.196
4 -	<b>1:44.140</b>	<b>52.872</b>	<b>2:37.012 (1)</b>	<b>68.07</b>		<b>09:24:40.208</b>

P18 66 MZ Graeme LEWIS			MZ ETZ250 - Morris Racing Lubricants #MRL & DRD Machining			
IDEAL LAP TIME : 2:39.357		BEST LAP TIME : 2:39.357		DIFFERENCE : 0.000		
LAP	SECTOR 1	SECTOR 2	LAP TIME	MPH	DIFF	TIME OF DAY
1 -	1:49.361	52.687	2:42.048 (2)	65.95	2.691	09:16:37.401
2 -	<b>1:47.171</b>	<b>52.186</b>	<b>2:39.357 (1)</b>	<b>67.07</b>		<b>09:19:16.758</b>
3 -	1:49.389	53.299	2:42.688	65.69	3.331	09:21:59.446
4 -	1:48.861	53.233	2:42.094 (3)	65.93	2.737	09:24:41.540

P19 94 MZ R Kevin LANE			MZ ETZ250 - Illuminate Design			
IDEAL LAP TIME : 2:54.104		BEST LAP TIME : 2:54.104		DIFFERENCE : 0.000		
LAP	SECTOR 1	SECTOR 2	LAP TIME	MPH	DIFF	TIME OF DAY
1 -	1:58.226	59.551	2:57.777	60.12	3.673	09:16:57.150
2 -	<b>1:55.949</b>	<b>58.155</b>	<b>2:54.104 (1)</b>	<b>61.38</b>		<b>09:19:51.254</b>
3 -	1:58.112	58.669	2:56.781 (3)	60.45	2.677	09:22:48.035
4 -	1:56.341	58.170	2:54.511 (2)	61.24	0.407	09:25:42.546

P20 102 MZ R Caleb WRIGHT			MZ 250 ETZ - Clover Investments			
IDEAL LAP TIME : 2:54.264		BEST LAP TIME : 2:54.284		DIFFERENCE : 0.020		
LAP	SECTOR 1	SECTOR 2	LAP TIME	MPH	DIFF	TIME OF DAY
1 -	2:07.925	58.606	3:06.531	57.29	12.247	09:17:15.686
2 -	1:56.600	<b>57.684</b>	<b>2:54.284 (1)</b>	<b>61.32</b>		<b>09:20:09.970</b>
3 -	1:57.079	58.110	2:55.189 (3)	61.00	0.905	09:23:05.159
4 -	<b>1:56.580</b>	57.778	2:54.358 (2)	61.29	0.074	09:25:59.517

# BMCRC - MRO Championships 2023 - Rnd 7 @ Snetterton

## Illuminate Design 250MZ & Blue Haze GPF 2-Stroke

### QUALIFYING - SECTOR ANALYSIS



SECTOR 1 = FL to I1, SECTOR 2 = I1 to FL, DIFF = Difference To Personal Best Lap, P = Crossed Finish Line in Pit Lane, D = Time Disallowed

<b>P21</b>	<b>114 GPF</b>	<b>Steve DUNN</b>	Yamaha TZR250 -			
IDEAL LAP TIME : 3:12.264		BEST LAP TIME : 3:32.284		DIFFERENCE : 20.020		
LAP	SECTOR 1	SECTOR 2	LAP TIME	MPH	DIFF	TIME OF DAY
1 -	2:27.584	<b>1:04.700</b>	<b>3:32.284 (1)</b>	<b>50.34</b>		<b>09:17:37.674</b>



# BMCRC - MRO Championships 2023 - Rnd 7 @ Snetterton

## Illuminate Design 250MZ & Blue Haze GPF 2-Strokes

### QUALIFYING - BEST SECTORS

SECTOR 1			SECTOR 2			IDEAL / BEST COMPARISON						
POS	NO	NAME	TIME	NO	NAME	TIME	POS	NO	NAME	IDEAL	BEST	DIFF
1	28	MCCARTER	1:30.291	28	MCCARTER	44.415	1	28	MCCARTER	2:14.706	2:14.706	0.000
2	18	BALL	1:30.842	18	BALL	44.720	2	18	BALL	2:15.562	2:15.853	0.291
3	26	LEE	1:33.287	4	HALIL	46.176	3	4	HALIL	2:19.534	2:20.317	0.783
4	4	HALIL	1:33.358	26	LEE	46.622	4	26	LEE	2:19.909	2:19.909	0.000
5	162	COOPER	1:33.771	71	FISHWICK	46.806	5	162	COOPER	2:20.680	2:20.887	0.207
6	71	FISHWICK	1:34.374	162	COOPER	46.909	6	71	FISHWICK	2:21.180	2:21.197	0.017
7	69	MANN	1:36.449	85	WALES	47.454	7	69	MANN	2:24.150	2:24.164	0.014
8	85	WALES	1:37.832	69	MANN	47.701	8	85	WALES	2:25.286	2:25.484	0.198
9	95	ROGERS	1:39.524	95	ROGERS	48.526	9	95	ROGERS	2:28.050	2:28.050	0.000
10	13	RYAN	1:40.629	7	ASHMEAD	49.301	10	13	RYAN	2:30.927	2:30.927	0.000
11	73	TURNER	1:41.212	73	TURNER	49.981	11	73	TURNER	2:31.193	2:32.692	1.499
12	17	PATERSON	1:41.429	13	RYAN	50.298	12	17	PATERSON	2:32.918	2:33.021	0.103
13	22	FINCH	1:44.140	14	MARKS	51.167	13	7	ASHMEAD	2:34.216	2:34.216	0.000
14	14	MARKS	1:44.166	17	PATERSON	51.489	14	14	MARKS	2:35.333	2:35.333	0.000
15	56	TURNER	1:44.173	8	ASKEW	51.593	15	56	TURNER	2:36.100	2:36.100	0.000
16	7	ASHMEAD	1:44.915	56	TURNER	51.927	16	8	ASKEW	2:36.811	2:36.874	0.063
17	8	ASKEW	1:45.218	66	LEWIS	52.186	17	22	FINCH	2:37.012	2:37.012	0.000
18	66	LEWIS	1:47.171	22	FINCH	52.872	18	66	LEWIS	2:39.357	2:39.357	0.000
19	94	LANE	1:55.949	102	WRIGHT	57.684	19	94	LANE	2:54.104	2:54.104	0.000
20	102	WRIGHT	1:56.580	94	LANE	58.155	20	102	WRIGHT	2:54.264	2:54.284	0.020
21	114	DUNN	2:07.564	114	DUNN	1:04.700	21	114	DUNN	3:12.264	3:32.284	20.020

# BMCRC - MRO Championships 2023 - Rnd 7 @ Snetterton

## Illuminate Design 250MZ & Blue Haze GPF 2-Stroke

### QUALIFYING - STATISTICS

<b>Competitors Started</b>	21
<b>Planned Start</b>	2023-09-02 @ 09:13:00.000
<b>Actual Start</b>	2023-09-02 @ 09:13:40.220
<b>Finish Time</b>	2023-09-02 @ 09:23:45.988
<b>Track Length</b>	2.9689mi.
<b>Total Laps</b>	84
<b>Total Distance Covered</b>	249.3885mi.

### Session Fastest Lap History

NO	CL	NAME	LAP TIME	TIME OF DAY	LAP	VEHICLE
162	GPF	Darren COOPER	2:29.674	09:16:22.346	1	Yamaha TZR250
18	GPF	David BALL	2:24.803	09:16:26.510	1	Yamaha TZR250F3
18	GPF	David BALL	2:15.853	09:18:42.364	2	Yamaha TZR250F3
28	GPF	Liam MCCARTER	2:14.706	09:21:01.489	3	Yamaha TZR

### Flag History

TYPE	TIME OF DAY
GREEN	09:13:40.220
FINISH	09:23:45.988

### Flag Statistics

TYPE	COUNT	TOTAL LAPS	TOTAL TIME
Green	1	5	12:51.174
Red	0	0	0.000
Safety Car	0	0	0.000
FCY	0	0	0.000

# BMCRC - MRO Championships 2023 - Rnd 7 @ Snetterton

## Illuminate Design 250MZ & Blue Haze GPF 2-Stroke

### QUALIFYING - STATISTICS

CLASS : GPF

9 Starters

#### Fastest Lap History

NO	NAME	LAP TIME	TIME OF DAY	LAP	VEHICLE
162	Darren COOPER	<b>2:29.674</b>	09:16:22.346	1	Yamaha TZR250
18	David BALL	<b>2:24.803</b>	09:16:26.510	1	Yamaha TZR250F3
18	David BALL	<b>2:15.853</b>	09:18:42.364	2	Yamaha TZR250F3
28	Liam MCCARTER	<b>2:14.706</b>	09:21:01.489	3	Yamaha TZR

# BMCRC - MRO Championships 2023 - Rnd 7 @ Snetterton

## Illuminate Design 250MZ & Blue Haze GPF 2-Stroke

### QUALIFYING - STATISTICS

CLASS : MZ

10 Starters

#### Fastest Lap History

NO	NAME	LAP TIME	TIME OF DAY	LAP	VEHICLE
85	Andrew WALES	2:30.251	09:16:24.849	1	MZ ETZ 250
85	Andrew WALES	2:25.765	09:18:50.613	2	MZ ETZ 250
69	Alexander MANN	2:25.390	09:21:22.522	3	MZ TS 250
69	Alexander MANN	2:24.164	09:23:46.685	4	MZ TS 250

**BMCRC - MRO Championships 2023 - Rnd 7 @ Snetterton**

**Illuminate Design 250MZ & Blue Haze GPF 2-Stroke**

**QUALIFYING - STATISTICS**

**CLASS : MZ R**

2 Starters

**Fastest Lap History**

NO	NAME	LAP TIME	TIME OF DAY	LAP	VEHICLE
94	Kevin LANE	2:57.777	09:16:57.178	1	MZ ETZ250
94	Kevin LANE	2:54.104	09:19:51.282	2	MZ ETZ250

# BMCRC - MRO Championships 2023 - Rnd 7 @ Snetterton

## Illuminate Design 250MZ & Blue Haze GPF 2-Strokes

### RACE 2 - GRID (5 Laps)

ROW 9	27	2:54.284	102	Caleb WRIGHT	26	2:54.104	94	Kevin LANE	25	2:39.357	66	Graeme LEWIS
ROW 8	24	2:37.012	22	Simon FINCH	23	2:36.874	8	Rich ASKEW	22	2:36.100	56	Russell TURNER
ROW 7	21	2:35.333	14	Andy MARKS	20	2:34.216	7	John ASHMEAD	19	2:30.927	13	Gordon RYAN
ROW 6	18	2:28.050	95	Christopher ROGERS	17	2:25.484	85	Andrew WALES	16	2:24.164	69	Alexander MANN
ROW 5	15				14				13			
ROW 4	12				11				10	2:23.021	234	Andy FLUX
ROW 3	9	3:32.284	114	Steve DUNN	8	2:33.021	17	David PATERSON	7	2:32.692	73	Colvin TURNER
ROW 2	6	2:21.197	71	Pete FISHWICK	5	2:20.887	162	Darren COOPER	4	2:20.317	4	Denis HALIL
ROW 1	3	2:19.909	26	Damian LEE	2	2:15.853	18	David BALL	1	2:14.706	28	Liam MCCARTER
<b>Pole</b>												

Snetterton 300: 2.9689 miles

These results are provisional until the conclusion of any judicial and technical matters.

Clerk Of Course :	Stewards :	Timekeeper : Craig Smith
-------------------	------------	--------------------------

Results can be found at [www.tsl-timing.com](http://www.tsl-timing.com)

Printed - 09:28 Saturday, 02 September 2023



**BMCRC - MRO Championships 2023 - Rnd 7 @ Snetterton**

**Illuminate Design 250MZ & Blue Haze GPF 2-Stroke**

**RACE 2 - CLASSIFICATION**

POS	NO	CL	PIC NAME	ENTRY	LAPS	TIME	GAP	DIFF	MPH	BEST	ON
1	18	GPF	1 David BALL	Yamaha TZR250F3 - Gardiner Page and Roe pensic	5	11:16.753			78.96	2:13.117	2
2	4	GPF	2 Denis HALIL	Yamaha TZR250 - D & A AUTOS	5	11:32.458	15.705	15.705	77.17	2:16.029	2
3	71	GPF	3 Pete FISHWICK	Yamaha TZR250 -	5	11:32.665	15.912	0.207	77.15	2:15.847	5
4	26	GPF	4 Damian LEE	Yamaha TZR250 - Leed Autos	5	11:33.867	17.114	1.202	77.01	2:16.607	3
5	162	GPF	5 Darren COOPER	Yamaha TZR250 - Twistgrip Motorcycles	5	11:34.209	17.456	0.342	76.98	2:16.788	3
6	69	MZ	1 Alexander MANN	MZ TS 250 - HS RACING	5	12:41.815	1:25.062	1:07.606	70.14	2:23.485	3
7	17	GPF	6 David PATERSON	Aprilia RS250 - The love of a good woman	5	12:45.776	1:29.023	3.961	69.78	2:30.515	2
8	85	MZ	2 Andrew WALES	MZ ETZ 250 - Illuminated Design LTD	5	13:06.996	1:50.243	21.220	67.90	2:27.825	2
9	13	MZ	3 Gordon RYAN	MZ ETZ250 - Prism Work Psychology	5	13:11.816	1:55.063	4.820	67.49	2:29.429	4
10	7	MZ	4 John ASHMEAD	MZ ETZ250 -	5	13:22.266	2:05.513	10.450	66.61	2:31.338	3
11	56	MZ	5 Russell TURNER	MZ ETZ250 - TT Racing	5	13:43.751	2:26.998	21.485	64.87	2:34.822	5
12	22	MZ	6 Simon FINCH	MZ ETZ250 - BlueCloud Projects Ltd	5	13:44.289	2:27.536	0.538	64.83	2:36.286	5
13	14	MZ	7 Andy MARKS	MZ ETZ250 - Kingpin Components	5	13:44.545	2:27.792	0.256	64.81	2:35.569	5
14	94	MZ R	1 Kevin LANE	MZ ETZ250 - Illuminate Design	4	12:07.998	1 Lap	1 Lap	58.72	2:50.076	3
15	102	MZ R	2 Caleb WRIGHT	MZ 250 ETZ - Clover Investments	4	12:10.765	1 Lap	2.767	58.50	2:50.395	4

NOT CLASSIFIED

DNF	28	GPF	Liam McCARTER	Yamaha TZR - Katie McCarter	3	6:45.954	2 Laps	1 Lap	78.98	2:13.664	2
DNF	95	MZ	Christopher ROGERS	MZ ETZ 250 - CB Racing	2	5:34.293	3 Laps	1 Lap	63.94	2:26.266	2
DNF	8	MZ	Rich ASKEW	MZ ETZ250 - L+R construction	1	3:16.171	4 Laps	1 Lap	54.48		
DNF	66	MZ	Graeme LEWIS	MZ ETZ250 - Morris Racing Lubricants #MRL & DRC	0						

FASTEST LAP

18	GPF	David BALL	Yamaha TZR250F3 - Gardiner Page and Roe pensic	2	2:13.117	80.29 mph	129.21 kph
69	MZ	Alexander MANN	MZ TS 250 - HS RACING	3	2:23.485	74.48 mph	119.87 kph
94	MZ R	Kevin LANE	MZ ETZ250 - Illuminate Design	3	2:50.076	62.84 mph	101.13 kph

Class GPF - 92.5% of Race Speed = 73.03 mph  
 Class MZ - 92.5% of Race Speed = 64.87 mph  
 Class MZ R - 92.5% of Race Speed = 54.31 mph

Weather / Track : Cloudy / Dry

These results are provisional until the conclusion of any judicial and technical matters.

Race Distance: 5 Laps / 14.84 miles

Snetterton 300: 2.9689 miles

Date: 02/09/2023 Start: 11:58 Finish: 12:10

Clerk Of Course :	Stewards :	Timekeeper : <i>Craig Smith</i>
-------------------	------------	------------------------------------

Results can be found at [www.tsl-timing.com](http://www.tsl-timing.com)

Printed - 12:13 Saturday, 02 September 2023



# BMCRC - MRO Championships 2023 - Rnd 7 @ Snetterton

## Illuminate Design 250MZ & Blue Haze GPF 2-Stroke

### RACE 2 - LAP CHART

LAP 1 @ 12:01:11.314			LAP 2 @ 12:03:24.657			LAP 3 @ 12:05:38.545			LAP 4 @ 12:07:54.082			LAP 5 @ 12:10:09.871		
NO	BEHIND	LAP TIME	NO	BEHIND	LAP TIME	NO	BEHIND	LAP TIME	NO	BEHIND	LAP TIME	NO	BEHIND	LAP TIME
28		2:18.196	18		2:13.117	18		2:13.888	18		2:15.537	18		2:15.789
18	0.226	2:18.422	28	0.321	2:13.664	28	0.527	2:14.094	4	11.236	2:19.217	4	15.705	2:20.258
4	1.993	2:20.189	4	4.679	2:16.029	4	7.556	2:16.765	26	15.456	2:17.481	71	15.912	2:15.847
26	6.102	2:24.298	26	10.793	2:18.034	26	13.512	2:16.607	94	1 Lap	2:50.076	26	17.114	2:17.447
71	6.282	2:24.478	162	11.187	2:17.600	162	14.087	2:16.788	71	15.854	2:17.275	162	17.456	2:17.193
162	6.930	2:25.126	71	11.248	2:18.309	71	14.116	2:16.756	162	16.052	2:17.502	94	1 Lap	2:51.362
17	20.560	2:38.756	17	37.732	2:30.515	17	56.311	2:32.467	102	1 Lap	2:51.813	102	1 Lap	2:50.395
69	47.523	3:05.719	69	57.938	2:23.758	69	1:07.535	2:23.485	17	1:13.093	2:32.319	69	1:25.062	2:24.864
85	49.798	3:07.994	95	1:02.754	2:26.266	85	1:18.954	2:28.562	69	1:15.987	2:23.989	17	1:29.023	2:31.719
95	49.831	3:08.027	85	1:04.280	2:27.825	13	1:27.304	2:30.037	85	1:33.024	2:29.607	85	1:50.243	2:33.008
13	54.053	3:12.249	13	1:11.155	2:30.445	7	1:32.679	2:31.338	13	1:41.196	2:29.429	13	1:55.063	2:29.656
7	56.648	3:14.844	7	1:15.229	2:31.924	22	1:45.619	2:36.360	7	1:49.294	2:32.152	7	2:05.513	2:32.008
8	57.975	3:16.171	22	1:23.147	2:36.689	14	1:45.941	2:36.110	22	2:07.039	2:36.957	56	2:26.998	2:34.822
22	59.801	3:17.997	14	1:23.719	2:37.152	56	1:46.920	2:35.041	56	2:07.965	2:36.582	22	2:27.536	2:36.286
14	59.910	3:18.106	56	1:25.767	2:36.518				14	2:08.012	2:37.608	14	2:27.792	2:35.569
56	1:02.592	3:20.788	94	1:55.021	2:54.771									
94	1:13.593	3:31.789	102	1:57.018	2:52.231									
102	1:18.130	3:36.326												



# BMCRC - MRO Championships 2023 - Rnd 7 @ Snetterton

## Illuminate Design 250MZ & Blue Haze GPF 2-Strokes

### RACE 2 - POSITION CHART

No	Name	Lap Pos	Lap				
			1	2	3	4	5
28	McCARTER	1	28	18	18	18	18
18	BALL	2	18	28	28	4	4
26	LEE	3	4	4	4	26	71
4	HALIL	4	26	26	26	71	26
162	COOPER	5	71	162	162	162	162
71	FISHWICK	6	162	71	71	17	69
17	PATERSON	7	17	17	17	69	17
69	MANN	8	69	69	69	85	85
85	WALES	9	85	95	85	13	13
95	ROGERS	10	95	85	13	7	7
13	RYAN	11	13	13	7	22	56
7	ASHMEAD	12	7	7	22	56	22
14	MARKS	13	8	22	14	14	14
56	TURNER	14	22	14	56	94	
8	ASKEW	15	14	56	94	102	
22	FINCH	16	56	94	102		
66	LEWIS	17	94	102			
94	LANE	18	102				
102	WRIGHT	19					

# BMCRC - MRO Championships 2023 - Rnd 7 @ Snetterton

## Illuminate Design 250MZ & Blue Haze GPF 2-Stroke

### RACE 2 - SECTOR ANALYSIS



SECTOR 1 = FL to I1, SECTOR 2 = I1 to FL, DIFF = Difference To Personal Best Lap, P = Crossed Finish Line in Pit Lane, D = Time Disallowed

P1 18 GPF David BALL		Yamaha TZR250F3 - Gardiner Page and Roe pension consultan				
IDEAL LAP TIME : 2:12.936		BEST LAP TIME : 2:13.117		DIFFERENCE : 0.181		
LAP	SECTOR 1	SECTOR 2	LAP TIME	MPH	DIFF	TIME OF DAY
1 -		<b>43.758</b>	2:18.422	77.21	5.305	12:01:11.540
2 -	<b>1:29.178</b>	43.939	<b>2:13.117 (1)</b>	<b>80.29</b>		<b>12:03:24.657</b>
3 -	1:29.519	44.369	2:13.888 (2)	79.82	0.771	12:05:38.545
4 -	1:31.284	44.253	2:15.537 (3)	78.85	2.420	12:07:54.082
5 -	1:31.020	44.769	2:15.789	78.71	2.672	12:10:09.871

P2 4 GPF Denis HALIL		Yamaha TZR250 - D & A AUTOS				
IDEAL LAP TIME : 2:15.085		BEST LAP TIME : 2:16.029		DIFFERENCE : 0.944		
LAP	SECTOR 1	SECTOR 2	LAP TIME	MPH	DIFF	TIME OF DAY
1 -		<b>44.428</b>	2:20.189	76.24	4.160	12:01:13.307
2 -	<b>1:30.657</b>	45.372	<b>2:16.029 (1)</b>	<b>78.57</b>		<b>12:03:29.336</b>
3 -	1:31.314	45.451	2:16.765 (2)	78.14	0.736	12:05:46.101
4 -	1:31.870	47.347	2:19.217 (3)	76.77	3.188	12:08:05.318
5 -	1:33.448	46.810	2:20.258	76.20	4.229	12:10:25.576

P3 71 GPF Pete FISHWICK		Yamaha TZR250 -				
IDEAL LAP TIME : 2:15.679		BEST LAP TIME : 2:15.847		DIFFERENCE : 0.168		
LAP	SECTOR 1	SECTOR 2	LAP TIME	MPH	DIFF	TIME OF DAY
1 -		46.035	2:24.478	73.97	8.631	12:01:17.596
2 -	1:32.087	46.222	2:18.309	77.27	2.462	12:03:35.905
3 -	1:31.647	45.109	2:16.756 (2)	78.15	0.909	12:05:52.661
4 -	<b>1:31.024</b>	46.251	2:17.275 (3)	77.85	1.428	12:08:09.936
5 -	1:31.192	<b>44.655</b>	<b>2:15.847 (1)</b>	<b>78.67</b>		<b>12:10:25.783</b>

P4 26 GPF Damian LEE		Yamaha TZR250 - Leed Autos				
IDEAL LAP TIME : 2:16.502		BEST LAP TIME : 2:16.607		DIFFERENCE : 0.105		
LAP	SECTOR 1	SECTOR 2	LAP TIME	MPH	DIFF	TIME OF DAY
1 -		45.632	2:24.298	74.06	7.691	12:01:17.416
2 -	1:31.989	46.045	2:18.034	77.43	1.427	12:03:35.450
3 -	1:31.239	<b>45.368</b>	<b>2:16.607 (1)</b>	<b>78.23</b>		<b>12:05:52.057</b>
4 -	<b>1:31.134</b>	46.347	2:17.481 (3)	77.74	0.874	12:08:09.538
5 -	1:31.501	45.946	2:17.447 (2)	77.76	0.840	12:10:26.985

P5 162 GPF Darren COOPER		Yamaha TZR250 - Twistgrip Motorcycles				
IDEAL LAP TIME : 2:16.747		BEST LAP TIME : 2:16.788		DIFFERENCE : 0.041		
LAP	SECTOR 1	SECTOR 2	LAP TIME	MPH	DIFF	TIME OF DAY
1 -		46.904	2:25.126	73.64	8.338	12:01:18.244
2 -	1:31.348	46.252	2:17.600	77.67	0.812	12:03:35.844
3 -	1:31.227	<b>45.561</b>	<b>2:16.788 (1)</b>	<b>78.13</b>		<b>12:05:52.632</b>
4 -	1:31.683	45.819	2:17.502 (3)	77.73	0.714	12:08:10.134
5 -	<b>1:31.186</b>	46.007	2:17.193 (2)	77.90	0.405	12:10:27.327

P6 69 MZ Alexander MANN		MZ TS 250 - HS RACING				
IDEAL LAP TIME : 2:23.457		BEST LAP TIME : 2:23.485		DIFFERENCE : 0.028		
LAP	SECTOR 1	SECTOR 2	LAP TIME	MPH	DIFF	TIME OF DAY
1 -		47.380	3:05.719	57.54	42.234	12:01:58.837
2 -	<b>1:36.409</b>	47.349	2:23.758 (2)	74.34	0.273	12:04:22.595
3 -	1:36.437	<b>47.048</b>	<b>2:23.485 (1)</b>	<b>74.48</b>		<b>12:06:46.080</b>
4 -	1:36.565	47.424	2:23.989 (3)	74.22	0.504	12:09:10.069
5 -	1:37.590	47.274	2:24.864	73.78	1.379	12:11:34.933

# BMCRC - MRO Championships 2023 - Rnd 7 @ Snetterton

## Illuminate Design 250MZ & Blue Haze GPF 2-Stroke

### RACE 2 - SECTOR ANALYSIS



SECTOR 1 = FL to I1, SECTOR 2 = I1 to FL, DIFF = Difference To Personal Best Lap, P = Crossed Finish Line in Pit Lane, D = Time Disallowed

P7 17 GPF David PATERSON		Aprilia RS250 - The love of a good woman				
IDEAL LAP TIME : 2:29.995		BEST LAP TIME : 2:30.515		DIFFERENCE : 0.520		
LAP	SECTOR 1	SECTOR 2	LAP TIME	MPH	DIFF	TIME OF DAY
1 -		50.856	2:38.756	67.32	8.241	12:01:31.874
2 -	<b>1:39.756</b>	50.759	<b>2:30.515 (1)</b>	<b>71.01</b>		<b>12:04:02.389</b>
3 -	1:41.525	50.942	2:32.467	70.10	1.952	12:06:34.856
4 -	1:40.965	51.354	2:32.319 (3)	70.16	1.804	12:09:07.175
5 -	1:41.480	<b>50.239</b>	2:31.719 (2)	70.44	1.204	12:11:38.894

P8 85 MZ Andrew WALES		MZ ETZ 250 - Illuminated Design LTD				
IDEAL LAP TIME : 2:25.880		BEST LAP TIME : 2:27.825		DIFFERENCE : 1.945		
LAP	SECTOR 1	SECTOR 2	LAP TIME	MPH	DIFF	TIME OF DAY
1 -		47.895	3:07.994	56.85	40.169	12:02:01.112
2 -	<b>1:38.152</b>	49.673	<b>2:27.825 (1)</b>	<b>72.30</b>		<b>12:04:28.937</b>
3 -	1:40.834	<b>47.728</b>	2:28.562 (2)	71.94	0.737	12:06:57.499
4 -	1:40.408	49.199	2:29.607 (3)	71.44	1.782	12:09:27.106
5 -	1:42.808	50.200	2:33.008	69.85	5.183	12:12:00.114

P9 13 MZ Gordon RYAN		MZ ETZ250 - Prism Work Psychology				
IDEAL LAP TIME : 2:28.941		BEST LAP TIME : 2:29.429		DIFFERENCE : 0.488		
LAP	SECTOR 1	SECTOR 2	LAP TIME	MPH	DIFF	TIME OF DAY
1 -		49.901	3:12.249	55.59	42.820	12:02:05.367
2 -	1:40.610	49.835	2:30.445	71.04	1.016	12:04:35.812
3 -	1:40.334	49.703	2:30.037 (3)	71.23	0.608	12:07:05.849
4 -	1:40.222	<b>49.207</b>	<b>2:29.429 (1)</b>	<b>71.52</b>		<b>12:09:35.278</b>
5 -	<b>1:39.734</b>	49.922	2:29.656 (2)	71.41	0.227	12:12:04.934

P10 7 MZ John ASHMEAD		MZ ETZ250 -				
IDEAL LAP TIME : 2:30.765		BEST LAP TIME : 2:31.338		DIFFERENCE : 0.573		
LAP	SECTOR 1	SECTOR 2	LAP TIME	MPH	DIFF	TIME OF DAY
1 -		<b>48.308</b>	3:14.844	54.85	43.506	12:02:07.962
2 -	1:43.073	48.851	2:31.924 (2)	70.35	0.586	12:04:39.886
3 -	<b>1:42.457</b>	48.881	<b>2:31.338 (1)</b>	<b>70.62</b>		<b>12:07:11.224</b>
4 -	1:43.279	48.873	2:32.152	70.24	0.814	12:09:43.376
5 -	1:42.687	49.321	2:32.008 (3)	70.31	0.670	12:12:15.384

P11 56 MZ Russell TURNER		MZ ETZ250 - TT Racing				
IDEAL LAP TIME : 2:34.619		BEST LAP TIME : 2:34.822		DIFFERENCE : 0.203		
LAP	SECTOR 1	SECTOR 2	LAP TIME	MPH	DIFF	TIME OF DAY
1 -		52.164	3:20.788	53.23	45.966	12:02:13.906
2 -	1:44.415	52.103	2:36.518 (3)	68.28	1.696	12:04:50.424
3 -	<b>1:43.121</b>	51.920	2:35.041 (2)	68.93	0.219	12:07:25.465
4 -	1:44.585	51.997	2:36.582	68.25	1.760	12:10:02.047
5 -	1:43.324	<b>51.498</b>	<b>2:34.822 (1)</b>	<b>69.03</b>		<b>12:12:36.869</b>

P12 22 MZ Simon FINCH		MZ ETZ250 - BlueCloud Projects Ltd				
IDEAL LAP TIME : 2:35.314		BEST LAP TIME : 2:36.286		DIFFERENCE : 0.972		
LAP	SECTOR 1	SECTOR 2	LAP TIME	MPH	DIFF	TIME OF DAY
1 -		<b>51.054</b>	3:17.997	53.98	41.711	12:02:11.115
2 -	1:45.062	51.627	2:36.689 (3)	68.21	0.403	12:04:47.804
3 -	1:44.927	51.433	2:36.360 (2)	68.35	0.074	12:07:24.164
4 -	1:45.450	51.507	2:36.957	68.09	0.671	12:10:01.121
5 -	<b>1:44.260</b>	52.026	<b>2:36.286 (1)</b>	<b>68.38</b>		<b>12:12:37.407</b>

# BMCRC - MRO Championships 2023 - Rnd 7 @ Snetterton

## Illuminate Design 250MZ & Blue Haze GPF 2-Stroke

### RACE 2 - SECTOR ANALYSIS



SECTOR 1 = FL to I1, SECTOR 2 = I1 to FL, DIFF = Difference To Personal Best Lap, P = Crossed Finish Line in Pit Lane, D = Time Disallowed

LAP	SECTOR 1	SECTOR 2	LAP TIME	MPH	DIFF	TIME OF DAY
<b>P13 14 MZ Andy MARKS</b> MZ ETZ250 - Kingpin Components						
IDEAL LAP TIME : 2:34.330		BEST LAP TIME : 2:35.569		DIFFERENCE : 1.239		
1 -		<b>50.601</b>	3:18.106	53.95	42.537	12:02:11.224
2 -	1:45.063	52.089	2:37.152 (3)	68.01	1.583	12:04:48.376
3 -	1:44.418	51.692	2:36.110 (2)	68.46	0.541	12:07:24.486
4 -	1:46.522	51.086	2:37.608	67.81	2.039	12:10:02.094
5 -	<b>1:43.729</b>	51.840	<b>2:35.569 (1)</b>	<b>68.70</b>		<b>12:12:37.663</b>
<b>P14 94 MZ R Kevin LANE</b> MZ ETZ250 - Illuminate Design						
IDEAL LAP TIME : 2:50.076		BEST LAP TIME : 2:50.076		DIFFERENCE : 0.000		
1 -		56.171	3:31.789	50.46	41.713	12:02:24.907
2 -	1:57.025	57.746	2:54.771 (3)	61.15	4.695	12:05:19.678
3 -	<b>1:53.944</b>	<b>56.132</b>	<b>2:50.076 (1)</b>	<b>62.84</b>		<b>12:08:09.754</b>
4 -	1:54.419	56.943	2:51.362 (2)	62.37	1.286	12:11:01.116
<b>P15 102 MZ R Caleb WRIGHT</b> MZ 250 ETZ - Clover Investments						
IDEAL LAP TIME : 2:50.395		BEST LAP TIME : 2:50.395		DIFFERENCE : 0.000		
1 -		56.957	3:36.326	49.40	45.931	12:02:29.444
2 -	1:55.229	57.002	2:52.231 (3)	62.05	1.836	12:05:21.675
3 -	1:55.043	56.770	2:51.813 (2)	62.20	1.418	12:08:13.488
4 -	<b>1:53.903</b>	<b>56.492</b>	<b>2:50.395 (1)</b>	<b>62.72</b>		<b>12:11:03.883</b>
<b>P16 28 GPF Liam McCARTER</b> Yamaha TZR - Katie McCarter						
IDEAL LAP TIME : 2:12.995		BEST LAP TIME : 2:13.664		DIFFERENCE : 0.669		
1 -		43.904	2:18.196	77.33	4.532	12:01:11.314
2 -	1:29.979	<b>43.685</b>	<b>2:13.664 (1)</b>	<b>79.96</b>		<b>12:03:24.978</b>
3 -	<b>1:29.310</b>	44.784	2:14.094 (2)	79.70	0.430	12:05:39.072
<b>P17 95 MZ Christopher ROGERS</b> MZ ETZ 250 - CB Racing						
IDEAL LAP TIME : 2:26.098		BEST LAP TIME : 2:26.266		DIFFERENCE : 0.168		
1 -		<b>47.975</b>	3:08.027	56.84	41.761	12:02:01.145
2 -	<b>1:38.123</b>	48.143	<b>2:26.266 (1)</b>	<b>73.07</b>		<b>12:04:27.411</b>
<b>P18 8 MZ Rich ASKEW</b> MZ ETZ250 - L+R construction						
IDEAL LAP TIME :		BEST LAP TIME :		DIFFERENCE :		
1 -		<b>49.488</b>	3:16.171	54.48		12:02:09.289

# BMCRC - MRO Championships 2023 - Rnd 7 @ Snetterton

## Illuminate Design 250MZ & Blue Haze GPF 2-Strokes

### RACE 2 - BEST SECTORS

SECTOR 1			SECTOR 2			IDEAL / BEST COMPARISON						
POS	NO	NAME	TIME	NO	NAME	TIME	POS	NO	NAME	IDEAL	BEST	DIFF
									<b>PERFECT LAP</b>	<b>2:12.863</b>		
1	18	BALL	1:29.178	28	McCARTER	43.685	1	18	BALL	2:12.936	2:13.117	0.181
2	28	McCARTER	1:29.310	18	BALL	43.758	2	28	McCARTER	2:12.995	2:13.664	0.669
3	4	HALIL	1:30.657	4	HALIL	44.428	3	4	HALIL	2:15.085	2:16.029	0.944
4	71	FISHWICK	1:31.024	71	FISHWICK	44.655	4	71	FISHWICK	2:15.679	2:15.847	0.168
5	26	LEE	1:31.134	26	LEE	45.368	5	26	LEE	2:16.502	2:16.607	0.105
6	162	COOPER	1:31.186	162	COOPER	45.561	6	162	COOPER	2:16.747	2:16.788	0.041
7	69	MANN	1:36.409	69	MANN	47.048	7	69	MANN	2:23.457	2:23.485	0.028
8	95	ROGERS	1:38.123	85	WALES	47.728	8	85	WALES	2:25.880	2:27.825	1.945
9	85	WALES	1:38.152	95	ROGERS	47.975	9	95	ROGERS	2:26.098	2:26.266	0.168
10	13	RYAN	1:39.734	7	ASHMEAD	48.308	10	13	RYAN	2:28.941	2:29.429	0.488
11	17	PATERSON	1:39.756	13	RYAN	49.207	11	17	PATERSON	2:29.995	2:30.515	0.520
12	7	ASHMEAD	1:42.457	8	ASKEW	49.488	12	7	ASHMEAD	2:30.765	2:31.338	0.573
13	56	TURNER	1:43.121	17	PATERSON	50.239	13	14	MARKS	2:34.330	2:35.569	1.239
14	14	MARKS	1:43.729	14	MARKS	50.601	14	56	TURNER	2:34.619	2:34.822	0.203
15	22	FINCH	1:44.260	22	FINCH	51.054	15	22	FINCH	2:35.314	2:36.286	0.972
16	102	WRIGHT	1:53.903	56	TURNER	51.498	16	94	LANE	2:50.076	2:50.076	0.000
17	94	LANE	1:53.944	94	LANE	56.132	17	102	WRIGHT	2:50.395	2:50.395	0.000
18				102	WRIGHT	56.492	18	8	ASKEW			
19												

# BMCRC - MRO Championships 2023 - Rnd 7 @ Snetterton

## Illuminate Design 250MZ & Blue Haze GPF 2-Stroke

### RACE 2 - STATISTICS

**Competitors Started** 19  
**Planned Start** 2023-09-02 @ 11:35:00.000  
**Actual Start** 2023-09-02 @ 11:58:53.117  
**Finish Time** 2023-09-02 @ 12:10:09.870  
**Track Length** 2.9689mi.  
**Total Laps** 79  
**Total Distance Covered** 234.5440mi.

### Session Fastest Lap History

NO	CL	NAME	LAP TIME	TIME OF DAY	LAP	VEHICLE
18	GPF	David BALL	2:13.117	12:03:24.678	2	Yamaha TZR250F3

### Session Leader History

NO	CL	NAME	FROM LAP	LAPS LED	DISTANCE	VEHICLE
28	GPF	Liam McCARTER	1	1	2.96 miles	Yamaha TZR
18	GPF	David BALL	2	4	11.87 miles	Yamaha TZR250F3

### Flag History

TYPE	TIME OF DAY
GREEN	11:58:53.117
FINISH	12:10:09.870

### Flag Statistics

TYPE	COUNT	TOTAL LAPS	TOTAL TIME
Green	1	5	13:58.520
Red	0	0	0.000
Safety Car	0	0	0.000
FCY	0	0	0.000

# BMCRC - MRO Championships 2023 - Rnd 7 @ Snetterton

## Illuminate Design 250MZ & Blue Haze GPF 2-Stroke

### RACE 2 - STATISTICS

**CLASS : GPF**

7 Starters

#### Fastest Lap History

NO	NAME	LAP TIME	TIME OF DAY	LAP	VEHICLE
18	David BALL	2:13.117	12:03:24.678	2	Yamaha TZR250F3

#### Leader History

NO	NAME	FROM LAP	LAPS LED	DISTANCE	VEHICLE
28	Liam McCARTER	1	1	2.96 miles	Yamaha TZR
18	David BALL	2	4	11.87 miles	Yamaha TZR250F3

# BMCRC - MRO Championships 2023 - Rnd 7 @ Snetterton

## Illuminate Design 250MZ & Blue Haze GPF 2-Stroke

### RACE 2 - STATISTICS

**CLASS : MZ**

10 Starters

#### Fastest Lap History

NO	NAME	LAP TIME	TIME OF DAY	LAP	VEHICLE
69	Alexander MANN	<b>2:23.758</b>	12:04:22.622	2	MZ TS 250
69	Alexander MANN	<b>2:23.485</b>	12:06:46.107	3	MZ TS 250

#### Leader History

NO	NAME	FROM LAP	LAPS LED	DISTANCE	VEHICLE
69	Alexander MANN	1	5	14.84 miles	MZ TS 250



# BMCRC - MRO Championships 2023 - Rnd 7 @ Snetterton

## Illuminate Design 250MZ & Blue Haze GPF 2-Strokes

### RACE 2 - STATISTICS

**CLASS : MZ R**

2 Starters

#### Fastest Lap History

NO	NAME	LAP TIME	TIME OF DAY	LAP	VEHICLE
94	Kevin LANE	2:54.771	12:05:19.705	2	MZ ETZ250
102	Caleb WRIGHT	2:52.231	12:05:21.702	2	MZ 250 ETZ
94	Kevin LANE	2:50.076	12:08:09.781	3	MZ ETZ250

#### Leader History

NO	NAME	FROM LAP	LAPS LED	DISTANCE	VEHICLE
94	Kevin LANE	1	4	11.87 miles	MZ ETZ250

**BMCRC - MRO Championships 2023 - Rnd 7 @ Snetterton**

**Illuminate Design 250MZ & Blue Haze GPF 2-Stroke**

**RACE 13 - GRID (5 Laps)**

ROW 9	27	66	Graeme LEWIS	26	8	Rich ASKEW	25	102	Caleb WRIGHT	2:50.395
ROW 8	24	94	Kevin LANE	23	22	Simon FINCH	22	14	Andy MARKS	2:35.569
ROW 7	21	56	Russell TURNER	20	7	John ASHMEAD	19	13	Gordon RYAN	2:29.429
ROW 6	18	85	Andrew WALES	17	95	Christopher ROGERS	16	69	Alexander MANN	2:23.485
ROW 5	15			14			13			
ROW 4	12			11			10	234	Andy FLUX	
ROW 3	9	114	Steve DUNN	8	73	Colvin TURNER	7	17	David PATERSON	2:30.515
ROW 2	6	162	Darren COOPER	5	26	Damian LEE	4	4	Denis HALIL	2:16.029
ROW 1	3	71	Pete FISHWICK	2	28	Liam McCARTER	1	18	David BALL	2:13.117
<b>Pole</b>										

Snetterton 300: 2.9689 miles

These results are provisional until the conclusion of any judicial and technical matters.

Clerk Of Course :	Stewards :	Timekeeper : <i>Craig Smith</i>
-------------------	------------	------------------------------------

Results can be found at [www.tsl-timing.com](http://www.tsl-timing.com)

Printed - 12:15 Saturday, 02 September 2023



**BMCRC - MRO Championships 2023 - Rnd 7 @ Snetterton**

**Illuminate Design 250MZ & Blue Haze GPF 2-Stroke**

**RACE 13 - CLASSIFICATION**

POS	NO	CL	PIC NAME	ENTRY	LAPS	TIME	GAP	DIFF	MPH	BEST	ON
1	18	GPF	1 David BALL	Yamaha TZR250F3 - Gardiner Page and Roe pensic	5	11:21.824			78.37	2:13.847	2
2	26	GPF	2 Damian LEE	Yamaha TZR250 - Leed Autos	5	11:26.704	4.880	4.880	77.82	2:14.987	2
3	4	GPF	3 Denis HALIL	Yamaha TZR250 - D & A AUTOS	5	11:26.771	4.947	0.067	77.81	2:14.753	5
4	71	GPF	4 Pete FISHWICK	Yamaha TZR250 -	5	11:27.287	5.463	0.516	77.75	2:15.406	5
5	28	GPF	5 Liam McCARTER	Yamaha TZR - Katie McCarter	5	11:37.744	15.920	10.457	76.59	2:14.664	2
6	114	GPF	6 Steve DUNN	Yamaha TZR250 -	5	12:35.563	1:13.739	57.819	70.72	2:25.916	2
7	69	MZ	1 Alexander MANN	MZ TS 250 - HS RACING	5	12:57.727	1:35.903	22.164	68.71	2:23.096	3
8	95	MZ	2 Christopher ROGERS	MZ ETZ 250 - CB Racing	5	13:02.731	1:40.907	5.004	68.27	2:24.882	2
9	13	MZ	3 Gordon RYAN	MZ ETZ250 - Prism Work Psychology	5	13:17.341	1:55.517	14.610	67.02	2:28.311	5
10	7	MZ	4 John ASHMEAD	MZ ETZ250 -	5	13:17.766	1:55.942	0.425	66.98	2:28.561	2
11	14	MZ	5 Andy MARKS	MZ ETZ250 - Kingpin Components	5	13:48.211	2:26.387	30.445	64.52	2:32.579	5
12	22	MZ	6 Simon FINCH	MZ ETZ250 - BlueCloud Projects Ltd	5	13:49.329	2:27.505	1.118	64.43	2:33.595	4
13	8	MZ	7 Rich ASKEW	MZ ETZ250 - L+R construction	5	13:49.507	2:27.683	0.178	64.42	2:33.363	5
14	56	MZ	8 Russell TURNER	MZ ETZ250 - TT Racing	5	13:50.461	2:28.637	0.954	64.35	2:32.965	5
15	94	MZ R	1 Kevin LANE	MZ ETZ250 - Illuminate Design	4	12:08.266	1 Lap	1 Lap	58.70	2:47.943	4
16	102	MZ R	2 Caleb WRIGHT	MZ 250 ETZ - Clover Investments	4	12:10.050	1 Lap	1.784	58.56	2:47.932	4

NOT CLASSIFIED

DNF	162	GPF	Darren COOPER	Yamaha TZR250 - Twistgrip Motorcycles	1	2:28.145	4 Laps	3 Laps	72.14		
DNF	17	GPF	David PATERSON	Aprilia RS250 - The love of a good woman	0						
DNF	234	GPF	Andy FLUX	Aprilia RS 250 - Mach 1 Automotive LTD	0						

NOT STARTED

NS	85	MZ	Andrew WALES	MZ ETZ 250 - Illuminated Design LTD							
----	----	----	--------------	-------------------------------------	--	--	--	--	--	--	--

FASTEST LAP

18	GPF	David BALL	Yamaha TZR250F3 - Gardiner Page and Roe pensic	2	2:13.847	79.85 mph	128.51 kph
69	MZ	Alexander MANN	MZ TS 250 - HS RACING	3	2:23.096	74.69 mph	120.20 kph
102	MZ R	Caleb WRIGHT	MZ 250 ETZ - Clover Investments	4	2:47.932	63.64 mph	102.42 kph

Class GPF - 92.5% of Race Speed = 72.49 mph  
 Class MZ - 92.5% of Race Speed = 63.55 mph  
 Class MZ R - 92.5% of Race Speed = 54.29 mph

Weather / Track : Cloudy / Dry

These results are provisional until the conclusion of any judicial and technical matters.

Race Distance: 5 Laps / 14.84 miles

Snetterton 300: 2.9689 miles

Date: 02/09/2023 Start: 15:57 Finish: 16:09

Clerk Of Course :	Stewards :	Timekeeper : <i>Craig Smith</i>
-------------------	------------	------------------------------------

Results can be found at [www.tsl-timing.com](http://www.tsl-timing.com)

Printed - 16:12 Saturday, 02 September 2023



# BMCRC - MRO Championships 2023 - Rnd 7 @ Snetterton

## Illuminate Design 250MZ & Blue Haze GPF 2-Stroke

### RACE 13 - LAP CHART

LAP 1 @ 16:00:15.561			LAP 2 @ 16:02:29.408			LAP 3 @ 16:04:44.238			LAP 4 @ 16:07:01.101			LAP 5 @ 16:09:17.698		
NO	BEHIND	LAP TIME	NO	BEHIND	LAP TIME	NO	BEHIND	LAP TIME	NO	BEHIND	LAP TIME	NO	BEHIND	LAP TIME
18		2:19.687	18		2:13.847	18		2:14.830	18		2:16.863	18		2:16.597
28	1.547	2:21.234	28	2.364	2:14.664	26	6.155	2:17.101	26	5.449	2:16.157	26	4.880	2:16.028
71	2.382	2:22.069	26	3.884	2:14.987	4	6.211	2:17.044	71	6.654	2:16.783	4	4.947	2:14.753
26	2.744	2:22.431	4	3.997	2:14.998	71	6.734	2:16.956	4	6.791	2:17.443	71	5.463	2:15.406
4	2.846	2:22.533	71	4.608	2:16.073	28	13.718	2:26.184	28	14.412	2:17.557	28	15.920	2:18.105
162	8.458	2:28.145	114	23.030	2:25.916	114	36.382	2:28.182	94	1 Lap	2:48.933	94	1 Lap	2:47.943
114	10.961	2:30.648	69	1:09.010	2:24.202	69	1:17.276	2:23.096	102	1 Lap	2:48.336	102	1 Lap	2:47.932
69	58.655	3:18.342	95	1:10.411	2:24.882	95	1:20.776	2:25.195	114	52.712	2:33.193	114	1:13.739	2:37.624
95	59.376	3:19.063	13	1:16.779	2:29.200	13	1:31.015	2:29.066	69	1:24.947	2:24.534	69	1:35.903	2:27.553
13	1:01.426	3:21.113	7	1:16.860	2:28.561	7	1:31.109	2:29.079	95	1:30.697	2:26.784	95	1:40.907	2:26.807
7	1:02.146	3:21.833	8	1:31.797	2:35.735	22	1:53.164	2:34.373	13	1:43.803	2:29.651	13	1:55.517	2:28.311
8	1:09.909	3:29.596	22	1:33.621	2:34.460	8	1:53.739	2:36.772	7	1:43.896	2:29.650	7	1:55.942	2:28.643
56	1:11.157	3:30.844	56	1:34.150	2:36.840	14	1:54.330	2:34.272	22	2:09.896	2:33.595	14	2:26.387	2:32.579
14	1:12.435	3:32.122	14	1:34.888	2:36.300	56	1:54.436	2:35.116	14	2:10.405	2:32.938	22	2:27.505	2:34.206
22	1:13.008	3:32.695	94	1:57.856	2:50.005				8	2:10.917	2:34.041	8	2:27.683	2:33.363
94	1:21.698	3:41.385	102	2:00.248	2:48.987				56	2:12.269	2:34.696	56	2:28.637	2:32.965
102	1:25.108	3:44.795												

# BMCRC - MRO Championships 2023 - Rnd 7 @ Snetterton

## Illuminate Design 250MZ & Blue Haze GPF 2-Strokes

### RACE 13 - POSITION CHART

No	Name	Lap					
		Pos	1	2	3	4	5
18	BALL	1	18	18	18	18	18
28	McCARTER	2	28	28	26	26	26
71	FISHWICK	3	71	26	4	71	4
4	HALIL	4	26	4	71	4	71
26	LEE	5	4	71	28	28	28
162	COOPER	6	162	114	114	114	114
17	PATERSON	7	114	69	69	69	69
114	DUNN	8	69	95	95	95	95
234	FLUX	9	95	13	13	13	13
69	MANN	10	13	7	7	7	7
95	ROGERS	11	7	8	22	22	14
85	WALES	12	8	22	8	14	22
13	RYAN	13	56	56	14	8	8
7	ASHMEAD	14	14	14	56	56	56
56	TURNER	15	22	94	94	94	
14	MARKS	16	94	102	102	102	
22	FINCH	17	102				
94	LANE	18					
102	WRIGHT	19					
8	ASKEW	20					

# BMCRC - MRO Championships 2023 - Rnd 7 @ Snetterton

## Illuminate Design 250MZ & Blue Haze GPF 2-Stroke

### RACE 13 - SECTOR ANALYSIS



SECTOR 1 = FL to I1, SECTOR 2 = I1 to FL, DIFF = Difference To Personal Best Lap, P = Crossed Finish Line in Pit Lane, D = Time Disallowed

P1 18 GPF David BALL		Yamaha TZR250F3 - Gardiner Page and Roe pension consultan				
IDEAL LAP TIME : 2:13.847		BEST LAP TIME : 2:13.847		DIFFERENCE : 0.000		
LAP	SECTOR 1	SECTOR 2	LAP TIME	MPH	DIFF	TIME OF DAY
1 -		44.339	2:19.687	76.51	5.840	16:00:15.561
2 -	<b>1:29.647</b>	<b>44.200</b>	<b>2:13.847 (1)</b>	<b>79.85</b>		<b>16:02:29.408</b>
3 -	1:30.071	44.759	2:14.830 (2)	79.27	0.983	16:04:44.238
4 -	1:32.124	44.739	2:16.863	78.09	3.016	16:07:01.101
5 -	1:31.452	45.145	2:16.597 (3)	78.24	2.750	16:09:17.698

P2 26 GPF Damian LEE		Yamaha TZR250 - Leed Autos				
IDEAL LAP TIME : 2:14.987		BEST LAP TIME : 2:14.987		DIFFERENCE : 0.000		
LAP	SECTOR 1	SECTOR 2	LAP TIME	MPH	DIFF	TIME OF DAY
1 -		45.442	2:22.431	75.04	7.444	16:00:18.305
2 -	<b>1:30.264</b>	<b>44.723</b>	<b>2:14.987 (1)</b>	<b>79.17</b>		<b>16:02:33.292</b>
3 -	1:31.914	45.187	2:17.101	77.95	2.114	16:04:50.393
4 -	1:30.968	45.189	2:16.157 (3)	78.49	1.170	16:07:06.550
5 -	1:30.830	45.198	2:16.028 (2)	78.57	1.041	16:09:22.578

P3 4 GPF Denis HALIL		Yamaha TZR250 - D & A AUTOS				
IDEAL LAP TIME : 2:14.753		BEST LAP TIME : 2:14.753		DIFFERENCE : 0.000		
LAP	SECTOR 1	SECTOR 2	LAP TIME	MPH	DIFF	TIME OF DAY
1 -		45.464	2:22.533	74.98	7.780	16:00:18.407
2 -	1:30.168	44.830	2:14.998 (2)	79.17	0.245	16:02:33.405
3 -	1:31.791	45.253	2:17.044 (3)	77.99	2.291	16:04:50.449
4 -	1:30.872	46.571	2:17.443	77.76	2.690	16:07:07.892
5 -	<b>1:30.071</b>	<b>44.682</b>	<b>2:14.753 (1)</b>	<b>79.31</b>		<b>16:09:22.645</b>

P4 71 GPF Pete FISHWICK		Yamaha TZR250 -				
IDEAL LAP TIME : 2:15.406		BEST LAP TIME : 2:15.406		DIFFERENCE : 0.000		
LAP	SECTOR 1	SECTOR 2	LAP TIME	MPH	DIFF	TIME OF DAY
1 -		45.393	2:22.069	75.23	6.663	16:00:17.943
2 -	1:30.706	45.367	2:16.073 (2)	78.54	0.667	16:02:34.016
3 -	1:31.379	45.577	2:16.956	78.04	1.550	16:04:50.972
4 -	1:30.767	46.016	2:16.783 (3)	78.13	1.377	16:07:07.755
5 -	<b>1:30.261</b>	<b>45.145</b>	<b>2:15.406 (1)</b>	<b>78.93</b>		<b>16:09:23.161</b>

P5 28 GPF Liam McCARTER		Yamaha TZR - Katie McCarter				
IDEAL LAP TIME : 2:14.664		BEST LAP TIME : 2:14.664		DIFFERENCE : 0.000		
LAP	SECTOR 1	SECTOR 2	LAP TIME	MPH	DIFF	TIME OF DAY
1 -		44.651	2:21.234	75.67	6.570	16:00:17.108
2 -	<b>1:30.116</b>	<b>44.548</b>	<b>2:14.664 (1)</b>	<b>79.36</b>		<b>16:02:31.772</b>
3 -	1:41.140	45.044	2:26.184	73.11	11.520	16:04:57.956
4 -	1:31.270	46.287	2:17.557 (2)	77.69	2.893	16:07:15.513
5 -	1:32.325	45.780	2:18.105 (3)	77.39	3.441	16:09:33.618

P6 114 GPF Steve DUNN		Yamaha TZR250 -				
IDEAL LAP TIME : 2:25.367		BEST LAP TIME : 2:25.916		DIFFERENCE : 0.549		
LAP	SECTOR 1	SECTOR 2	LAP TIME	MPH	DIFF	TIME OF DAY
1 -		<b>48.298</b>	2:30.648	70.94	4.732	16:00:26.522
2 -	<b>1:37.069</b>	48.847	<b>2:25.916 (1)</b>	<b>73.24</b>		<b>16:02:52.438</b>
3 -	1:39.048	49.134	2:28.182 (2)	72.12	2.266	16:05:20.620
4 -	1:39.569	53.624	2:33.193 (3)	69.76	7.277	16:07:53.813
5 -	1:46.973	50.651	2:37.624	67.80	11.708	16:10:31.437

# BMCRC - MRO Championships 2023 - Rnd 7 @ Snetterton

## Illuminate Design 250MZ & Blue Haze GPF 2-Stroke

### RACE 13 - SECTOR ANALYSIS



SECTOR 1 = FL to I1, SECTOR 2 = I1 to FL, DIFF = Difference To Personal Best Lap, P = Crossed Finish Line in Pit Lane, D = Time Disallowed

P7 69 MZ Alexander MANN		MZ TS 250 - HS RACING				
IDEAL LAP TIME : 2:23.005		BEST LAP TIME : 2:23.096		DIFFERENCE : 0.091		
LAP	SECTOR 1	SECTOR 2	LAP TIME	MPH	DIFF	TIME OF DAY
1 -		48.178	3:18.342	53.88	55.246	16:01:14.216
2 -	1:37.048	<b>47.154</b>	2:24.202 (2)	74.11	1.106	16:03:38.418
3 -	<b>1:35.851</b>	47.245	<b>2:23.096 (1)</b>	<b>74.69</b>		<b>16:06:01.514</b>
4 -	1:36.743	47.791	2:24.534 (3)	73.94	1.438	16:08:26.048
5 -	1:38.275	49.278	2:27.553	72.43	4.457	16:10:53.601

P8 95 MZ Christopher ROGERS		MZ ETZ 250 - CB Racing				
IDEAL LAP TIME : 2:24.882		BEST LAP TIME : 2:24.882		DIFFERENCE : 0.000		
LAP	SECTOR 1	SECTOR 2	LAP TIME	MPH	DIFF	TIME OF DAY
1 -		47.589	3:19.063	53.69	54.181	16:01:14.937
2 -	<b>1:37.533</b>	<b>47.349</b>	<b>2:24.882 (1)</b>	<b>73.77</b>		<b>16:03:39.819</b>
3 -	1:37.654	47.541	2:25.195 (2)	73.61	0.313	16:06:05.014
4 -	1:38.592	48.192	2:26.784 (3)	72.81	1.902	16:08:31.798
5 -	1:38.605	48.202	2:26.807	72.80	1.925	16:10:58.605

P9 13 MZ Gordon RYAN		MZ ETZ250 - Prism Work Psychology				
IDEAL LAP TIME : 2:28.206		BEST LAP TIME : 2:28.311		DIFFERENCE : 0.105		
LAP	SECTOR 1	SECTOR 2	LAP TIME	MPH	DIFF	TIME OF DAY
1 -		<b>49.025</b>	3:21.113	53.14	52.802	16:01:16.987
2 -	1:39.704	49.496	2:29.200 (3)	71.63	0.889	16:03:46.187
3 -	1:39.975	49.091	2:29.066 (2)	71.70	0.755	16:06:15.253
4 -	1:40.127	49.524	2:29.651	71.42	1.340	16:08:44.904
5 -	<b>1:39.181</b>	49.130	<b>2:28.311 (1)</b>	<b>72.06</b>		<b>16:11:13.215</b>

P10 7 MZ John ASHMEAD		MZ ETZ250 -				
IDEAL LAP TIME : 2:27.403		BEST LAP TIME : 2:28.561		DIFFERENCE : 1.158		
LAP	SECTOR 1	SECTOR 2	LAP TIME	MPH	DIFF	TIME OF DAY
1 -		<b>47.917</b>	3:21.833	52.95	53.272	16:01:17.707
2 -	<b>1:39.486</b>	49.075	<b>2:28.561 (1)</b>	<b>71.94</b>		<b>16:03:46.268</b>
3 -	1:40.040	49.039	2:29.079 (3)	71.69	0.518	16:06:15.347
4 -	1:40.158	49.492	2:29.650	71.42	1.089	16:08:44.997
5 -	1:39.968	48.675	2:28.643 (2)	71.90	0.082	16:11:13.640

P11 14 MZ Andy MARKS		MZ ETZ250 - Kingpin Components				
IDEAL LAP TIME : 2:32.432		BEST LAP TIME : 2:32.579		DIFFERENCE : 0.147		
LAP	SECTOR 1	SECTOR 2	LAP TIME	MPH	DIFF	TIME OF DAY
1 -		52.597	3:32.122	50.38	59.543	16:01:27.996
2 -	1:43.871	52.429	2:36.300	68.38	3.721	16:04:04.296
3 -	1:43.592	50.680	2:34.272 (3)	69.28	1.693	16:06:38.568
4 -	<b>1:42.710</b>	50.228	2:32.938 (2)	69.88	0.359	16:09:11.506
5 -	1:42.857	<b>49.722</b>	<b>2:32.579 (1)</b>	<b>70.04</b>		<b>16:11:44.085</b>

P12 22 MZ Simon FINCH		MZ ETZ250 - BlueCloud Projects Ltd				
IDEAL LAP TIME : 2:33.532		BEST LAP TIME : 2:33.595		DIFFERENCE : 0.063		
LAP	SECTOR 1	SECTOR 2	LAP TIME	MPH	DIFF	TIME OF DAY
1 -		50.949	3:32.695	50.25	59.100	16:01:28.569
2 -	1:42.866	51.594	2:34.460	69.19	0.865	16:04:03.029
3 -	1:43.477	50.896	2:34.373 (3)	69.23	0.778	16:06:37.402
4 -	<b>1:42.717</b>	50.878	<b>2:33.595 (1)</b>	<b>69.58</b>		<b>16:09:10.997</b>
5 -	1:43.391	<b>50.815</b>	2:34.206 (2)	69.31	0.611	16:11:45.203

# BMCRC - MRO Championships 2023 - Rnd 7 @ Snetterton

## Illuminate Design 250MZ & Blue Haze GPF 2-Stroke

### RACE 13 - SECTOR ANALYSIS



SECTOR 1 = FL to I1, SECTOR 2 = I1 to FL, DIFF = Difference To Personal Best Lap, P = Crossed Finish Line in Pit Lane, D = Time Disallowed

<b>P13</b>	<b>8 MZ</b>	<b>Rich ASKEW</b>	MZ ETZ250 - L+R construction			
IDEAL LAP TIME : 2:33.058		BEST LAP TIME : 2:33.363		DIFFERENCE : 0.305		

LAP	SECTOR 1	SECTOR 2	LAP TIME	MPH	DIFF	TIME OF DAY
1 -		<b>50.125</b>	3:29.596	50.99	56.233	16:01:25.470
2 -	1:44.499	51.236	2:35.735 (3)	68.62	2.372	16:04:01.205
3 -	1:45.672	51.100	2:36.772	68.17	3.409	16:06:37.977
4 -	1:43.460	50.581	2:34.041 (2)	69.38	0.678	16:09:12.018
5 -	<b>1:42.933</b>	50.430	<b>2:33.363 (1)</b>	<b>69.69</b>		<b>16:11:45.381</b>

<b>P14</b>	<b>56 MZ</b>	<b>Russell TURNER</b>	MZ ETZ250 - TT Racing			
IDEAL LAP TIME : 2:32.867		BEST LAP TIME : 2:32.965		DIFFERENCE : 0.098		

LAP	SECTOR 1	SECTOR 2	LAP TIME	MPH	DIFF	TIME OF DAY
1 -		52.936	3:30.844	50.69	57.879	16:01:26.718
2 -	1:44.259	52.581	2:36.840	68.14	3.875	16:04:03.558
3 -	1:43.559	51.557	2:35.116 (3)	68.90	2.151	16:06:38.674
4 -	1:43.541	<b>51.155</b>	2:34.696 (2)	69.09	1.731	16:09:13.370
5 -	<b>1:41.712</b>	51.253	<b>2:32.965 (1)</b>	<b>69.87</b>		<b>16:11:46.335</b>

<b>P15</b>	<b>94 MZ R</b>	<b>Kevin LANE</b>	MZ ETZ250 - Illuminate Design			
IDEAL LAP TIME : 2:47.552		BEST LAP TIME : 2:47.943		DIFFERENCE : 0.391		

LAP	SECTOR 1	SECTOR 2	LAP TIME	MPH	DIFF	TIME OF DAY
1 -		56.492	3:41.385	48.27	53.442	16:01:37.259
2 -	1:53.921	56.084	2:50.005 (3)	62.86	2.062	16:04:27.264
3 -	1:52.863	<b>56.070</b>	2:48.933 (2)	63.26	0.990	16:07:16.197
4 -	<b>1:51.482</b>	56.461	<b>2:47.943 (1)</b>	<b>63.64</b>		<b>16:10:04.140</b>

<b>P16</b>	<b>102 MZ R</b>	<b>Caleb WRIGHT</b>	MZ 250 ETZ - Clover Investments			
IDEAL LAP TIME : 2:47.285		BEST LAP TIME : 2:47.932		DIFFERENCE : 0.647		

LAP	SECTOR 1	SECTOR 2	LAP TIME	MPH	DIFF	TIME OF DAY
1 -		56.457	3:44.795	47.54	56.863	16:01:40.669
2 -	1:52.884	56.103	2:48.987 (3)	63.24	1.055	16:04:29.656
3 -	1:52.402	<b>55.934</b>	2:48.336 (2)	63.49	0.404	16:07:17.992
4 -	<b>1:51.351</b>	56.581	<b>2:47.932 (1)</b>	<b>63.64</b>		<b>16:10:05.924</b>

<b>P17</b>	<b>162 GPF</b>	<b>Darren COOPER</b>	Yamaha TZR250 - Twistgrip Motorcycles			
IDEAL LAP TIME : 2:24.982		BEST LAP TIME :		DIFFERENCE :		

LAP	SECTOR 1	SECTOR 2	LAP TIME	MPH	DIFF	TIME OF DAY
1 -		<b>47.364</b>	2:28.145	72.14		16:00:24.019



# BMCRC - MRO Championships 2023 - Rnd 7 @ Snetterton

## Illuminate Design 250MZ & Blue Haze GPF 2-Strokes

### RACE 13 - BEST SECTORS

SECTOR 1				SECTOR 2				IDEAL / BEST COMPARISON				
POS	NO	NAME	TIME	NO	NAME	TIME	POS	NO	NAME	IDEAL	BEST	DIFF
									<b>PERFECT LAP</b>	<b>2:13.847</b>		
1	18	BALL	1:29.647	18	BALL	44.200	1	18	BALL	2:13.847	2:13.847	0.000
2	4	HALIL	1:30.071	28	McCARTER	44.548	2	28	McCARTER	2:14.664	2:14.664	0.000
3	28	McCARTER	1:30.116	4	HALIL	44.682	3	4	HALIL	2:14.753	2:14.753	0.000
4	71	FISHWICK	1:30.261	26	LEE	44.723	4	26	LEE	2:14.987	2:14.987	0.000
5	26	LEE	1:30.264	71	FISHWICK	45.145	5	71	FISHWICK	2:15.406	2:15.406	0.000
6	69	MANN	1:35.851	69	MANN	47.154	6	69	MANN	2:23.005	2:23.096	0.091
7	114	DUNN	1:37.069	95	ROGERS	47.349	7	95	ROGERS	2:24.882	2:24.882	0.000
8	95	ROGERS	1:37.533	162	COOPER	47.364	8	162	COOPER	2:24.982		
9	162	COOPER	1:37.618	7	ASHMEAD	47.917	9	114	DUNN	2:25.367	2:25.916	0.549
10	13	RYAN	1:39.181	114	DUNN	48.298	10	7	ASHMEAD	2:27.403	2:28.561	1.158
11	7	ASHMEAD	1:39.486	13	RYAN	49.025	11	13	RYAN	2:28.206	2:28.311	0.105
12	56	TURNER	1:41.712	14	MARKS	49.722	12	14	MARKS	2:32.432	2:32.579	0.147
13	14	MARKS	1:42.710	8	ASKEW	50.125	13	56	TURNER	2:32.867	2:32.965	0.098
14	22	FINCH	1:42.717	22	FINCH	50.815	14	8	ASKEW	2:33.058	2:33.363	0.305
15	8	ASKEW	1:42.933	56	TURNER	51.155	15	22	FINCH	2:33.532	2:33.595	0.063
16	102	WRIGHT	1:51.351	102	WRIGHT	55.934	16	102	WRIGHT	2:47.285	2:47.932	0.647
17	94	LANE	1:51.482	94	LANE	56.070	17	94	LANE	2:47.552	2:47.943	0.391
18												
19												

# BMCRC - MRO Championships 2023 - Rnd 7 @ Snetterton

## Illuminate Design 250MZ & Blue Haze GPF 2-Stroke

### RACE 13 - STATISTICS

**Competitors Started** 19  
**Planned Start** 2023-09-02 @ 16:00:00.000  
**Actual Start** 2023-09-02 @ 15:57:55.873  
**Finish Time** 2023-09-02 @ 16:09:17.697  
**Track Length** 2.9689mi.  
**Total Laps** 79  
**Total Distance Covered** 234.5440mi.

#### Session Fastest Lap History

NO	CL	NAME	LAP TIME	TIME OF DAY	LAP	VEHICLE
18	GPF	David BALL	2:13.847	16:02:29.427	2	Yamaha TZR250F3

#### Session Leader History

NO	CL	NAME	FROM LAP	LAPS LED	DISTANCE	VEHICLE
18	GPF	David BALL	1	5	14.84 miles	Yamaha TZR250F3

#### Flag History

TYPE	TIME OF DAY
GREEN	15:57:55.873
FINISH	16:09:17.697

#### Flag Statistics

TYPE	COUNT	TOTAL LAPS	TOTAL TIME
Green	1	5	13:58.490
Red	0	0	0.000
Safety Car	0	0	0.000
FCY	0	0	0.000

# BMCRC - MRO Championships 2023 - Rnd 7 @ Snetterton

## Illuminate Design 250MZ & Blue Haze GPF 2-Stroke

### RACE 13 - STATISTICS

**CLASS : GPF**

9 Starters

#### Fastest Lap History

NO	NAME	LAP TIME	TIME OF DAY	LAP	VEHICLE
18	David BALL	2:13.847	16:02:29.427	2	Yamaha TZR250F3

#### Leader History

NO	NAME	FROM LAP	LAPS LED	DISTANCE	VEHICLE
18	David BALL	1	5	14.84 miles	Yamaha TZR250F3

# BMCRC - MRO Championships 2023 - Rnd 7 @ Snetterton

## Illuminate Design 250MZ & Blue Haze GPF 2-Stroke

### RACE 13 - STATISTICS

**CLASS : MZ**

8 Starters

#### Fastest Lap History

NO	NAME	LAP TIME	TIME OF DAY	LAP	VEHICLE
69	Alexander MANN	<b>2:24.202</b>	16:03:38.445	2	MZ TS 250
69	Alexander MANN	<b>2:23.096</b>	16:06:01.541	3	MZ TS 250

#### Leader History

NO	NAME	FROM LAP	LAPS LED	DISTANCE	VEHICLE
69	Alexander MANN	1	5	14.84 miles	MZ TS 250

# BMCRC - MRO Championships 2023 - Rnd 7 @ Snetterton

## Illuminate Design 250MZ & Blue Haze GPF 2-Stroke

### RACE 13 - STATISTICS

**CLASS : MZ R**

2 Starters

#### Fastest Lap History

NO	NAME	LAP TIME	TIME OF DAY	LAP	VEHICLE
94	Kevin LANE	<b>2:50.005</b>	16:04:27.291	2	MZ ETZ250
102	Caleb WRIGHT	<b>2:48.987</b>	16:04:29.683	2	MZ 250 ETZ
94	Kevin LANE	<b>2:48.933</b>	16:07:16.225	3	MZ ETZ250
102	Caleb WRIGHT	<b>2:48.336</b>	16:07:18.019	3	MZ 250 ETZ
94	Kevin LANE	<b>2:47.943</b>	16:10:04.168	4	MZ ETZ250
102	Caleb WRIGHT	<b>2:47.932</b>	16:10:05.952	4	MZ 250 ETZ

#### Leader History

NO	NAME	FROM LAP	LAPS LED	DISTANCE	VEHICLE
94	Kevin LANE	1	4	11.87 miles	MZ ETZ250

**BMCRC - MRO Championships 2023 - Rnd 7 @ Snetterton**

**Illuminate Design 250MZ & Blue Haze GPF 2-Strokes**

**RACE 2 - GRID (7 Laps)**

ROW 9	27	66	Graeme LEWIS	26	85	Andrew WALES	25	94	Kevin LANE	2:47.943
ROW 8	24	102	Caleb WRIGHT	23	22	Simon FINCH	22	8	Rich ASKEW	2:47.932 2:33.595 2:33.363
ROW 7	21	56	Russell TURNER	20	14	Andy MARKS	19	7	John ASHMEAD	2:32.965 2:32.579 2:28.561
ROW 6	18	13	Gordon RYAN	17	95	Christopher ROGERS	16	69	Alexander MANN	2:28.311 2:24.882 2:23.096
ROW 5	15			14			13			
ROW 4	12			11			10	73	Colvin TURNER	
ROW 3	9	234	Andy FLUX	8	17	David PATERSON	7	162	Darren COOPER	
ROW 2	6	114	Steve DUNN	5	71	Pete FISHWICK	4	26	Damian LEE	2:25.916 2:15.406 2:14.987
ROW 1	3	4	Denis HALIL	2	28	Liam McCARTER	1	18	David BALL	2:14.753 2:14.664 2:13.847
<b>Pole</b>										

Snetterton 300: 2.9689 miles

These results are provisional until the conclusion of any judicial and technical matters.

Clerk Of Course :	Stewards :	Timekeeper : <i>Craig Smith</i>
-------------------	------------	------------------------------------

Results can be found at [www.tsl-timing.com](http://www.tsl-timing.com)

Printed - 16:15 Saturday, 02 September 2023



# BMCRC - MRO Championships 2023 - Rnd 7 @ Snetterton

## Illuminate Design 250MZ & Blue Haze GPF 2-Stroke

### RACE 2 - CLASSIFICATION

POS	NO	CL	PIC NAME	ENTRY	LAPS	TIME	GAP	DIFF	MPH	BEST	ON
1	18	GPF	1 David BALL	Yamaha TZR250F3 - Gardiner Page and Roe pensic	7	15:52.579			78.54	2:14.268	7
2	4	GPF	2 Denis HALIL	Yamaha TZR250 - D & A AUTOS	7	15:55.582	3.003	3.003	78.29	2:14.274	4
3	26	GPF	3 Damian LEE	Yamaha TZR250 - Leed Autos	7	15:55.964	3.385	0.382	78.26	2:14.440	6
4	28	GPF	4 Liam McCARTER	Yamaha TZR - Katie McCarter	7	15:57.698	5.119	1.734	78.12	2:14.586	4
5	162	GPF	5 Darren COOPER	Yamaha TZR250 - Twistgrip Motorcycles	7	16:24.908	32.329	27.210	75.96	2:16.375	2
6	114	GPF	6 Steve DUNN	Yamaha TZR250 -	7	17:17.220	1:24.641	52.312	72.13	2:25.392	7
7	73	GPF	7 Colvin TURNER	Yamaha TZR250 -	7	17:36.839	1:44.260	19.619	70.79	2:27.798	2
8	69	MZ	1 Alexander MANN	MZ TS 250 - HS RACING	7	17:43.508	1:50.929	6.669	70.34	2:25.236	4
9	13	MZ	2 Gordon RYAN	MZ ETZ 250 - Prism Work Psychology	7	17:55.025	2:02.446	11.517	69.59	2:26.117	7
10	95	MZ	3 Christopher ROGERS	MZ ETZ 250 - CB Racing	7	18:06.123	2:13.544	11.098	68.88	2:25.906	6
11	85	MZ	4 Andrew WALES	MZ ETZ 250 - Illuminated Design LTD	7	18:08.280	2:15.701	2.157	68.74	2:25.242	6
12	8	MZ	5 Rich ASKEW	MZ ETZ250 - L+R construction	6	15:59.762	1 Lap	1 Lap	66.81	2:32.011	2
13	66	MZ	6 Graeme LEWIS	MZ ETZ250 - Morris Racing Lubricants #MRL & DRC	6	16:09.028	1 Lap	9.266	66.17	2:32.584	6
14	22	MZ	7 Simon FINCH	MZ ETZ250 - BlueCloud Projects Ltd	6	16:12.621	1 Lap	3.593	65.93	2:33.441	5
15	14	MZ	8 Andy MARKS	MZ ETZ250 - Kingpin Components	6	16:26.017	1 Lap	13.396	65.03	2:34.831	6
16	56	MZ	9 Russell TURNER	MZ ETZ250 - TT Racing	6	16:27.455	1 Lap	1.438	64.94	2:35.746	6
17	102	MZ R	1 Caleb WRIGHT	MZ 250 ETZ - Clover Investments	6	17:17.622	1 Lap	50.167	61.80	2:42.765	6
18	94	MZ R	2 Kevin LANE	MZ ETZ250 - Illuminate Design	6	17:17.706	1 Lap	0.084	61.79	2:42.758	6

#### NOT CLASSIFIED

DNF	17	GPF	David PATERSON	Aprilia RS250 - The love of a good woman	4	10:10.224	3 Laps	2 Laps	70.06	2:30.628	2
DNF	7	MZ	John ASHMEAD	MZ ETZ250 -	0						

#### FASTEST LAP

18	GPF	David BALL	Yamaha TZR250F3 - Gardiner Page and Roe pensic	7	2:14.268	79.60 mph	128.10 kph
69	MZ	Alexander MANN	MZ TS 250 - HS RACING	4	2:25.236	73.59 mph	118.43 kph
94	MZ R	Kevin LANE	MZ ETZ250 - Illuminate Design	6	2:42.758	65.66 mph	105.68 kph

Class GPF - 92.5% of Race Speed = 72.64 mph

Class MZ - 92.5% of Race Speed = 65.06 mph

Class MZ R - 92.5% of Race Speed = 57.16 mph

Weather / Track : Cloudy / Dry

These results are provisional until the conclusion of any judicial and technical matters.

Race Distance: 7 Laps / 20.78 miles

Snetterton 300: 2.9689 miles

Date: 03/09/2023 Start: 09:44 Finish: 09:59

Clerk Of Course :

Stewards :

Timekeeper :

*Craig Smith*

Results can be found at [www.tsl-timing.com](http://www.tsl-timing.com)

Printed - 10:03 Sunday, 03 September 2023



# BMCRC - MRO Championships 2023 - Rnd 7 @ Snetterton

## Illuminate Design 250MZ & Blue Haze GPF 2-Stroke

### RACE 2 - LAP CHART

#### LAP 1 @ 09:46:27.116

NO	BEHIND	LAP TIME
18		2:21.547
28	0.452	2:21.999
4	0.846	2:22.393
26	2.205	2:23.752
162	2.852	2:24.399
114	12.485	2:34.032
73	13.580	2:35.127
17	14.506	2:36.053
69	47.158	3:08.705
95	49.365	3:10.912
13	49.959	3:11.506
85	53.396	3:14.943
8	53.703	3:15.250
22	56.737	3:18.284
66	58.253	3:19.800
56	1:01.602	3:23.149
14	1:02.602	3:24.149
102	1:11.401	3:32.948
94	1:13.575	3:35.122

#### LAP 2 @ 09:48:43.158

NO	BEHIND	LAP TIME
18		2:16.042
28	0.744	2:16.334
4	1.403	2:16.599
26	2.026	2:15.863
162	3.185	2:16.375
73	25.336	2:27.798
114	25.456	2:29.013
17	29.092	2:30.628
69	56.510	2:25.394
95	1:00.656	2:27.333
13	1:01.589	2:27.672
85	1:05.621	2:28.267
8	1:09.672	2:32.011
66	1:16.624	2:34.413
22	1:16.663	2:35.968
56	1:23.528	2:37.968
14	1:24.547	2:37.987
94	1:42.727	2:45.194
102	1:43.781	2:48.422

#### LAP 3 @ 09:50:58.731

NO	BEHIND	LAP TIME
18		2:15.573
4	0.908	2:15.078
28	1.275	2:16.104
26	1.924	2:15.471
162	4.915	2:17.303
114	37.622	2:27.739
73	39.253	2:29.490
17	45.269	2:31.750
69	1:06.551	2:25.614
13	1:12.854	2:26.838
95	1:13.217	2:28.134
85	1:17.128	2:27.080
8	1:27.458	2:33.359
66	1:35.395	2:34.344
22	1:35.451	2:34.361
14	1:45.237	2:36.263
56	1:45.552	2:37.597
94	2:14.001	2:46.847

102 2:14.149 2:45.941

#### LAP 4 @ 09:53:13.843

NO	BEHIND	LAP TIME
18		2:15.112
4	0.070	2:14.274
28	0.749	2:14.586
26	2.200	2:15.388
162	10.399	2:20.596
114	49.994	2:27.484
73	52.090	2:27.949
17	1:01.950	2:31.793
69	1:16.675	2:25.236
95	1:25.568	2:27.463
13	1:25.652	2:27.910
85	1:29.806	2:27.790
8	1:45.642	2:33.296
22	1:54.764	2:34.425
66	1:54.820	2:34.537
14	2:05.726	2:35.601
56	2:06.998	2:36.558

#### LAP 5 @ 09:55:28.820

NO	BEHIND	LAP TIME
18		2:14.977
4	0.471	2:15.378
26	2.211	2:14.988
28	2.308	2:16.536
162	17.390	2:21.968
102	1 Lap	2:43.251
94	1 Lap	2:43.702
114	1:02.001	2:26.984
73	1:06.712	2:29.599
69	1:26.954	2:25.256
13	1:39.094	2:28.419
95	1:39.262	2:28.671
85	1:42.552	2:27.723
8	2:03.816	2:33.151
66	2:13.193	2:33.350
22	2:13.228	2:33.441

#### LAP 6 @ 09:57:43.880

NO	BEHIND	LAP TIME
18		2:15.060
26	1.591	2:14.440
4	1.817	2:16.406
28	2.244	2:14.996
14	1 Lap	2:37.186
56	1 Lap	2:36.437
162	24.245	2:21.915
102	1 Lap	2:44.295
94	1 Lap	2:44.083
114	1:13.517	2:26.576
73	1:25.154	2:33.502
69	1:37.846	2:25.952
95	1:50.108	2:25.906
13	1:50.597	2:26.563
85	1:52.734	2:25.242

#### LAP 7 @ 09:59:58.148

NO	BEHIND	LAP TIME
18		2:14.268
4	3.003	2:15.454

26	3.385	2:16.062
28	5.119	2:17.143
8	1 Lap	2:32.695
66	1 Lap	2:32.584
22	1 Lap	2:36.142
162	32.329	2:22.352
14	1 Lap	2:34.831
56	1 Lap	2:35.746
114	1:24.641	2:25.392
102	1 Lap	2:42.765
94	1 Lap	2:42.758
73	1:44.260	2:33.374
69	1:50.929	2:27.351
13	2:02.446	2:26.117
95	2:13.544	2:37.704
85	2:15.701	2:37.235



# BMCRC - MRO Championships 2023 - Rnd 7 @ Snetterton

## Illuminate Design 250MZ & Blue Haze GPF 2-Strokes

### RACE 2 - POSITION CHART

No	Name	Lap Pos	Lap						
			1	2	3	4	5	6	7
18	BALL	1	18	18	18	18	18	18	18
28	McCARTER	2	28	28	4	4	4	26	4
4	HALIL	3	4	4	28	28	26	4	26
26	LEE	4	26	26	26	26	28	28	28
114	DUNN	5	162	162	162	162	162	162	162
162	COOPER	6	114	73	114	114	114	114	114
17	PATERSON	7	73	114	73	73	73	73	73
73	TURNER	8	17	17	17	17	69	69	69
69	MANN	9	69	69	69	69	13	95	13
95	ROGERS	10	95	95	13	95	95	13	95
13	RYAN	11	13	13	95	13	85	85	85
7	ASHMEAD	12	85	85	85	85	8	8	
14	MARKS	13	8	8	8	8	66	66	
56	TURNER	14	22	66	66	22	22	22	
8	ASKEW	15	66	22	22	66	14	14	
22	FINCH	16	56	56	14	14	56	56	
102	WRIGHT	17	14	14	56	56	102	102	
94	LANE	18	102	94	94	102	94	94	
85	WALES	19	94	102	102	94			
66	LEWIS	20							

# BMCRC - MRO Championships 2023 - Rnd 7 @ Snetterton

## Illuminate Design 250MZ & Blue Haze GPF 2-Stroke

### RACE 2 - SECTOR ANALYSIS



SECTOR 1 = FL to I1, SECTOR 2 = I1 to FL, DIFF = Difference To Personal Best Lap, P = Crossed Finish Line in Pit Lane, D = Time Disallowed

P1 18 GPF David BALL		Yamaha TZR250F3 - Gardiner Page and Roe pension consultan				
IDEAL LAP TIME : 2:14.268		BEST LAP TIME : 2:14.268		DIFFERENCE : 0.000		
LAP	SECTOR 1	SECTOR 2	LAP TIME	MPH	DIFF	TIME OF DAY
1 -		44.956	2:21.547	75.50	7.279	09:46:27.116
2 -	1:31.222	44.820	2:16.042	78.56	1.774	09:48:43.158
3 -	1:30.919	44.654	2:15.573	78.83	1.305	09:50:58.731
4 -	1:30.559	44.553	2:15.112	79.10	0.844	09:53:13.843
5 -	1:30.530	44.447	2:14.977 (2)	79.18	0.709	09:55:28.820
6 -	1:30.590	44.470	2:15.060 (3)	79.13	0.792	09:57:43.880
7 -	<b>1:29.966</b>	<b>44.302</b>	<b>2:14.268 (1)</b>	<b>79.60</b>		<b>09:59:58.148</b>

P2 4 GPF Denis HALIL		Yamaha TZR250 - D & A AUTOS				
IDEAL LAP TIME : 2:14.274		BEST LAP TIME : 2:14.274		DIFFERENCE : 0.000		
LAP	SECTOR 1	SECTOR 2	LAP TIME	MPH	DIFF	TIME OF DAY
1 -		45.329	2:22.393	75.06	8.119	09:46:27.962
2 -	1:31.785	44.814	2:16.599	78.24	2.325	09:48:44.561
3 -	1:30.270	44.808	2:15.078 (2)	79.12	0.804	09:50:59.639
4 -	<b>1:29.788</b>	<b>44.486</b>	<b>2:14.274 (1)</b>	<b>79.59</b>		<b>09:53:13.913</b>
5 -	1:30.310	45.068	2:15.378 (3)	78.94	1.104	09:55:29.291
6 -	1:30.934	45.472	2:16.406	78.35	2.132	09:57:45.697
7 -	1:30.386	45.068	2:15.454	78.90	1.180	10:00:01.151

P3 26 GPF Damian LEE		Yamaha TZR250 - Leed Autos				
IDEAL LAP TIME : 2:14.440		BEST LAP TIME : 2:14.440		DIFFERENCE : 0.000		
LAP	SECTOR 1	SECTOR 2	LAP TIME	MPH	DIFF	TIME OF DAY
1 -		46.478	2:23.752	74.35	9.312	09:46:29.321
2 -	1:30.634	45.229	2:15.863	78.66	1.423	09:48:45.184
3 -	1:30.407	45.064	2:15.471	78.89	1.031	09:51:00.655
4 -	1:30.128	45.260	2:15.388 (3)	78.94	0.948	09:53:16.043
5 -	1:30.150	44.838	2:14.988 (2)	79.17	0.548	09:55:31.031
6 -	<b>1:29.626</b>	<b>44.814</b>	<b>2:14.440 (1)</b>	<b>79.50</b>		<b>09:57:45.471</b>
7 -	1:30.569	45.493	2:16.062	78.55	1.622	10:00:01.533

P4 28 GPF Liam McCARTER		Yamaha TZR - Katie McCarter				
IDEAL LAP TIME : 2:14.491		BEST LAP TIME : 2:14.586		DIFFERENCE : 0.095		
LAP	SECTOR 1	SECTOR 2	LAP TIME	MPH	DIFF	TIME OF DAY
1 -		44.943	2:21.999	75.26	7.413	09:46:27.568
2 -	1:31.339	44.995	2:16.334	78.39	1.748	09:48:43.902
3 -	1:31.036	45.068	2:16.104 (3)	78.52	1.518	09:51:00.006
4 -	1:30.202	<b>44.384</b>	<b>2:14.586 (1)</b>	<b>79.41</b>		<b>09:53:14.592</b>
5 -	1:31.722	44.814	2:16.536	78.28	1.950	09:55:31.128
6 -	1:30.603	44.393	2:14.996 (2)	79.17	0.410	09:57:46.124
7 -	<b>1:30.107</b>	47.036	2:17.143	77.93	2.557	10:00:03.267

P5 162 GPF Darren COOPER		Yamaha TZR250 - Twistgrip Motorcycles				
IDEAL LAP TIME : 2:16.375		BEST LAP TIME : 2:16.375		DIFFERENCE : 0.000		
LAP	SECTOR 1	SECTOR 2	LAP TIME	MPH	DIFF	TIME OF DAY
1 -		45.684	2:24.399	74.01	8.024	09:46:29.968
2 -	<b>1:30.923</b>	<b>45.452</b>	<b>2:16.375 (1)</b>	<b>78.37</b>		<b>09:48:46.343</b>
3 -	1:31.412	45.891	2:17.303 (2)	77.84	0.928	09:51:03.646
4 -	1:33.590	47.006	2:20.596 (3)	76.01	4.221	09:53:24.242
5 -	1:35.053	46.915	2:21.968	75.28	5.593	09:55:46.210
6 -	1:34.541	47.374	2:21.915	75.31	5.540	09:58:08.125
7 -	1:34.675	47.677	2:22.352	75.08	5.977	10:00:30.477

# BMCRC - MRO Championships 2023 - Rnd 7 @ Snetterton

## Illuminate Design 250MZ & Blue Haze GPF 2-Stroke

### RACE 2 - SECTOR ANALYSIS



SECTOR 1 = FL to I1, SECTOR 2 = I1 to FL, DIFF = Difference To Personal Best Lap, P = Crossed Finish Line in Pit Lane, D = Time Disallowed

P6 114 GPF Steve DUNN			Yamaha TZR250 -			
IDEAL LAP TIME : 2:25.392		BEST LAP TIME : 2:25.392		DIFFERENCE : 0.000		
LAP	SECTOR 1	SECTOR 2	LAP TIME	MPH	DIFF	TIME OF DAY
1 -		49.499	2:34.032	69.38	8.640	09:46:39.601
2 -	1:38.270	50.743	2:29.013	71.72	3.621	09:49:08.614
3 -	1:38.097	49.642	2:27.739	72.34	2.347	09:51:36.353
4 -	1:37.595	49.889	2:27.484	72.46	2.092	09:54:03.837
5 -	1:37.770	49.214	2:26.984 (3)	72.71	1.592	09:56:30.821
6 -	1:37.355	49.221	2:26.576 (2)	72.91	1.184	09:58:57.397
7 -	<b>1:37.133</b>	<b>48.259</b>	<b>2:25.392 (1)</b>	<b>73.51</b>		<b>10:01:22.789</b>

P7 73 GPF Colvin TURNER			Yamaha TZR250 -			
IDEAL LAP TIME : 2:26.421		BEST LAP TIME : 2:27.798		DIFFERENCE : 1.377		
LAP	SECTOR 1	SECTOR 2	LAP TIME	MPH	DIFF	TIME OF DAY
1 -		<b>49.310</b>	2:35.127	68.89	7.329	09:46:40.696
2 -	1:37.759	50.039	<b>2:27.798 (1)</b>	<b>72.31</b>		<b>09:49:08.494</b>
3 -	1:38.698	50.792	2:29.490 (3)	71.49	1.692	09:51:37.984
4 -	<b>1:37.111</b>	50.838	2:27.949 (2)	72.24	0.151	09:54:05.933
5 -	1:38.727	50.872	2:29.599	71.44	1.801	09:56:35.532
6 -	1:41.938	51.564	2:33.502	69.62	5.704	09:59:09.034
7 -	1:41.705	51.669	2:33.374	69.68	5.576	10:01:42.408

P8 69 MZ Alexander MANN			MZ TS 250 - HS RACING			
IDEAL LAP TIME : 2:24.768		BEST LAP TIME : 2:25.236		DIFFERENCE : 0.468		
LAP	SECTOR 1	SECTOR 2	LAP TIME	MPH	DIFF	TIME OF DAY
1 -		48.025	3:08.705	56.63	43.469	09:47:14.274
2 -	1:37.327	48.067	2:25.394 (3)	73.51	0.158	09:49:39.668
3 -	1:37.702	<b>47.912</b>	2:25.614	73.40	0.378	09:52:05.282
4 -	1:37.029	48.207	<b>2:25.236 (1)</b>	<b>73.59</b>		<b>09:54:30.518</b>
5 -	<b>1:36.856</b>	48.400	2:25.256 (2)	73.58	0.020	09:56:55.774
6 -	1:37.529	48.423	2:25.952	73.23	0.716	09:59:21.726
7 -	1:38.091	49.260	2:27.351	72.53	2.115	10:01:49.077

P9 13 MZ Gordon RYAN			MZ ETZ250 - Prism Work Psychology			
IDEAL LAP TIME : 2:25.862		BEST LAP TIME : 2:26.117		DIFFERENCE : 0.255		
LAP	SECTOR 1	SECTOR 2	LAP TIME	MPH	DIFF	TIME OF DAY
1 -		48.960	3:11.506	55.81	45.389	09:47:17.075
2 -	1:38.948	48.724	2:27.672	72.37	1.555	09:49:44.747
3 -	1:37.738	49.100	2:26.838 (3)	72.78	0.721	09:52:11.585
4 -	1:38.696	49.214	2:27.910	72.26	1.793	09:54:39.495
5 -	1:39.002	49.417	2:28.419	72.01	2.302	09:57:07.914
6 -	1:38.129	<b>48.434</b>	2:26.563 (2)	72.92	0.446	09:59:34.477
7 -	<b>1:37.428</b>	48.689	<b>2:26.117 (1)</b>	<b>73.14</b>		<b>10:02:00.594</b>

P10 95 MZ Christopher ROGERS			MZ ETZ 250 - CB Racing			
IDEAL LAP TIME : 2:25.654		BEST LAP TIME : 2:25.906		DIFFERENCE : 0.252		
LAP	SECTOR 1	SECTOR 2	LAP TIME	MPH	DIFF	TIME OF DAY
1 -		<b>48.282</b>	3:10.912	55.98	45.006	09:47:16.481
2 -	1:38.616	48.717	2:27.333 (2)	72.54	1.427	09:49:43.814
3 -	1:38.706	49.428	2:28.134	72.15	2.228	09:52:11.948
4 -	1:38.362	49.101	2:27.463 (3)	72.47	1.557	09:54:39.411
5 -	1:39.090	49.581	2:28.671	71.89	2.765	09:57:08.082
6 -	<b>1:37.372</b>	48.534	<b>2:25.906 (1)</b>	<b>73.25</b>		<b>09:59:33.988</b>
7 -	1:37.888	59.816	2:37.704	67.77	11.798	10:02:11.692

# BMCRC - MRO Championships 2023 - Rnd 7 @ Snetterton

## Illuminate Design 250MZ & Blue Haze GPF 2-Stroke

### RACE 2 - SECTOR ANALYSIS



SECTOR 1 = FL to I1, SECTOR 2 = I1 to FL, DIFF = Difference To Personal Best Lap, P = Crossed Finish Line in Pit Lane, D = Time Disallowed

P11 85 MZ Andrew WALES		MZ ETZ 250 - Illuminated Design LTD				
IDEAL LAP TIME : 2:25.242		BEST LAP TIME : 2:25.242		DIFFERENCE : 0.000		
LAP	SECTOR 1	SECTOR 2	LAP TIME	MPH	DIFF	TIME OF DAY
1 -		48.631	3:14.943	54.82	49.701	09:47:20.512
2 -	1:39.491	48.776	2:28.267	72.08	3.025	09:49:48.779
3 -	1:38.875	48.205	2:27.080 (2)	72.66	1.838	09:52:15.859
4 -	1:39.243	48.547	2:27.790	72.31	2.548	09:54:43.649
5 -	1:38.490	49.233	2:27.723 (3)	72.35	2.481	09:57:11.372
6 -	<b>1:37.124</b>	<b>48.118</b>	<b>2:25.242 (1)</b>	<b>73.58</b>		<b>09:59:36.614</b>
7 -	1:44.522	52.713	2:37.235	67.97	11.993	10:02:13.849

P12 8 MZ Rich ASKEW		MZ ETZ250 - L+R construction				
IDEAL LAP TIME : 2:31.406		BEST LAP TIME : 2:32.011		DIFFERENCE : 0.605		
LAP	SECTOR 1	SECTOR 2	LAP TIME	MPH	DIFF	TIME OF DAY
1 -		50.611	3:15.250	54.74	43.239	09:47:20.819
2 -	<b>1:41.157</b>	50.854	<b>2:32.011 (1)</b>	<b>70.31</b>		<b>09:49:52.830</b>
3 -	1:42.853	50.506	2:33.359	69.69	1.348	09:52:26.189
4 -	1:42.615	50.681	2:33.296	69.72	1.285	09:54:59.485
5 -	1:42.902	<b>50.249</b>	2:33.151 (3)	69.78	1.140	09:57:32.636
6 -	1:42.327	50.368	2:32.695 (2)	69.99	0.684	10:00:05.331

P13 66 MZ Graeme LEWIS		MZ ETZ250 - Morris Racing Lubricants #MRL & DRD Machining				
IDEAL LAP TIME : 2:32.584		BEST LAP TIME : 2:32.584		DIFFERENCE : 0.000		
LAP	SECTOR 1	SECTOR 2	LAP TIME	MPH	DIFF	TIME OF DAY
1 -		51.090	3:19.800	53.49	47.216	09:47:25.369
2 -	1:42.969	51.444	2:34.413	69.21	1.829	09:49:59.782
3 -	1:43.775	50.569	2:34.344 (3)	69.24	1.760	09:52:34.126
4 -	1:43.342	51.195	2:34.537	69.16	1.953	09:55:08.663
5 -	1:42.591	50.759	2:33.350 (2)	69.69	0.766	09:57:42.013
6 -	<b>1:42.156</b>	<b>50.428</b>	<b>2:32.584 (1)</b>	<b>70.04</b>		<b>10:00:14.597</b>

P14 22 MZ Simon FINCH		MZ ETZ250 - BlueCloud Projects Ltd				
IDEAL LAP TIME : 2:33.293		BEST LAP TIME : 2:33.441		DIFFERENCE : 0.148		
LAP	SECTOR 1	SECTOR 2	LAP TIME	MPH	DIFF	TIME OF DAY
1 -		51.613	3:18.284	53.90	44.843	09:47:23.853
2 -	1:44.500	51.468	2:35.968	68.52	2.527	09:49:59.821
3 -	1:43.282	<b>51.079</b>	2:34.361 (2)	69.24	0.920	09:52:34.182
4 -	1:43.252	51.173	2:34.425 (3)	69.21	0.984	09:55:08.607
5 -	<b>1:42.214</b>	51.227	<b>2:33.441 (1)</b>	<b>69.65</b>		<b>09:57:42.048</b>
6 -	1:44.249	51.893	2:36.142	68.45	2.701	10:00:18.190

P15 14 MZ Andy MARKS		MZ ETZ250 - Kingpin Components				
IDEAL LAP TIME : 2:34.690		BEST LAP TIME : 2:34.831		DIFFERENCE : 0.141		
LAP	SECTOR 1	SECTOR 2	LAP TIME	MPH	DIFF	TIME OF DAY
1 -		52.331	3:24.149	52.35	49.318	09:47:29.718
2 -	1:44.675	53.312	2:37.987	67.65	3.156	09:50:07.705
3 -	1:44.557	51.706	2:36.263 (3)	68.39	1.432	09:52:43.968
4 -	1:44.192	<b>51.409</b>	2:35.601 (2)	68.68	0.770	09:55:19.569
5 -	1:45.038	52.148	2:37.186	67.99	2.355	09:57:56.755
6 -	<b>1:43.281</b>	51.550	<b>2:34.831 (1)</b>	<b>69.03</b>		<b>10:00:31.586</b>

# BMCRC - MRO Championships 2023 - Rnd 7 @ Snetterton

## Illuminate Design 250MZ & Blue Haze GPF 2-Stroke

### RACE 2 - SECTOR ANALYSIS



SECTOR 1 = FL to I1, SECTOR 2 = I1 to FL, DIFF = Difference To Personal Best Lap, P = Crossed Finish Line in Pit Lane, D = Time Disallowed

<b>P16 56 MZ Russell TURNER</b>		MZ ETZ250 - TT Racing				
IDEAL LAP TIME : 2:35.354		BEST LAP TIME : 2:35.746				
		DIFFERENCE : 0.392				
LAP	SECTOR 1	SECTOR 2	LAP TIME	MPH	DIFF	TIME OF DAY
1 -		53.253	3:23.149	52.61	47.403	09:47:28.718
2 -	1:44.609	53.359	2:37.968	67.65	2.222	09:50:06.686
3 -	1:44.638	52.959	2:37.597	67.81	1.851	09:52:44.283
4 -	1:44.355	<b>52.203</b>	2:36.558 (3)	68.26	0.812	09:55:20.841
5 -	<b>1:43.151</b>	53.286	2:36.437 (2)	68.32	0.691	09:57:57.278
6 -	1:43.498	52.248	<b>2:35.746 (1)</b>	<b>68.62</b>		<b>10:00:33.024</b>

<b>P17 102 MZ R Caleb WRIGHT</b>		MZ 250 ETZ - Clover Investments				
IDEAL LAP TIME : 2:42.648		BEST LAP TIME : 2:42.765				
		DIFFERENCE : 0.117				
LAP	SECTOR 1	SECTOR 2	LAP TIME	MPH	DIFF	TIME OF DAY
1 -		56.257	3:32.948	50.19	50.183	09:47:38.517
2 -	1:51.406	57.016	2:48.422	63.46	5.657	09:50:26.939
3 -	1:50.499	55.442	2:45.941	64.40	3.176	09:53:12.880
4 -	<b>1:48.587</b>	54.664	2:43.251 (2)	65.47	0.486	09:55:56.131
5 -	1:49.594	54.701	2:44.295 (3)	65.05	1.530	09:58:40.426
6 -	1:48.704	<b>54.061</b>	<b>2:42.765 (1)</b>	<b>65.66</b>		<b>10:01:23.191</b>

<b>P18 94 MZ R Kevin LANE</b>		MZ ETZ250 - Illuminate Design				
IDEAL LAP TIME : 2:42.758		BEST LAP TIME : 2:42.758				
		DIFFERENCE : 0.000				
LAP	SECTOR 1	SECTOR 2	LAP TIME	MPH	DIFF	TIME OF DAY
1 -		58.032	3:35.122	49.68	52.364	09:47:40.691
2 -	1:49.169	56.025	2:45.194	64.70	2.436	09:50:25.885
3 -	1:50.635	56.212	2:46.847	64.05	4.089	09:53:12.732
4 -	1:48.965	54.737	2:43.702 (2)	65.28	0.944	09:55:56.434
5 -	1:49.614	54.469	2:44.083 (3)	65.13	1.325	09:58:40.517
6 -	<b>1:48.955</b>	<b>53.803</b>	<b>2:42.758 (1)</b>	<b>65.66</b>		<b>10:01:23.275</b>

<b>P19 17 GPF David PATERSON</b>		Aprilia RS250 - The love of a good woman				
IDEAL LAP TIME : 2:30.083		BEST LAP TIME : 2:30.628				
		DIFFERENCE : 0.545				
LAP	SECTOR 1	SECTOR 2	LAP TIME	MPH	DIFF	TIME OF DAY
1 -		<b>50.751</b>	2:36.053	68.48	5.425	09:46:41.622
2 -	<b>1:39.332</b>	51.296	<b>2:30.628 (1)</b>	<b>70.95</b>		<b>09:49:12.250</b>
3 -	1:40.465	51.285	2:31.750 (2)	70.43	1.122	09:51:44.000
4 -	1:40.267	51.526	2:31.793 (3)	70.41	1.165	09:54:15.793

# BMCRC - MRO Championships 2023 - Rnd 7 @ Snetterton

## Illuminate Design 250MZ & Blue Haze GPF 2-Stroke

### RACE 2 - BEST SECTORS

SECTOR 1			SECTOR 2			IDEAL / BEST COMPARISON						
POS	NO	NAME	TIME	NO	NAME	TIME	POS	NO	NAME	IDEAL	BEST	DIFF
									<b>PERFECT LAP</b>	<b>2:13.928</b>		
1	26	LEE	1:29.626	18	BALL	44.302	1	18	BALL	2:14.268	2:14.268	0.000
2	4	HALIL	1:29.788	28	McCARTER	44.384	2	4	HALIL	2:14.274	2:14.274	0.000
3	18	BALL	1:29.966	4	HALIL	44.486	3	26	LEE	2:14.440	2:14.440	0.000
4	28	McCARTER	1:30.107	26	LEE	44.814	4	28	McCARTER	2:14.491	2:14.586	0.095
5	162	COOPER	1:30.923	162	COOPER	45.452	5	162	COOPER	2:16.375	2:16.375	0.000
6	69	MANN	1:36.856	69	MANN	47.912	6	69	MANN	2:24.768	2:25.236	0.468
7	73	TURNER	1:37.111	85	WALES	48.118	7	85	WALES	2:25.242	2:25.242	0.000
8	85	WALES	1:37.124	114	DUNN	48.259	8	114	DUNN	2:25.392	2:25.392	0.000
9	114	DUNN	1:37.133	95	ROGERS	48.282	9	95	ROGERS	2:25.654	2:25.906	0.252
10	95	ROGERS	1:37.372	13	RYAN	48.434	10	13	RYAN	2:25.862	2:26.117	0.255
11	13	RYAN	1:37.428	73	TURNER	49.310	11	73	TURNER	2:26.421	2:27.798	1.377
12	17	PATERSON	1:39.332	8	ASKEW	50.249	12	17	PATERSON	2:30.083	2:30.628	0.545
13	8	ASKEW	1:41.157	66	LEWIS	50.428	13	8	ASKEW	2:31.406	2:32.011	0.605
14	66	LEWIS	1:42.156	17	PATERSON	50.751	14	66	LEWIS	2:32.584	2:32.584	0.000
15	22	FINCH	1:42.214	22	FINCH	51.079	15	22	FINCH	2:33.293	2:33.441	0.148
16	56	TURNER	1:43.151	14	MARKS	51.409	16	14	MARKS	2:34.690	2:34.831	0.141
17	14	MARKS	1:43.281	56	TURNER	52.203	17	56	TURNER	2:35.354	2:35.746	0.392
18	102	WRIGHT	1:48.587	94	LANE	53.803	18	102	WRIGHT	2:42.648	2:42.765	0.117
19	94	LANE	1:48.955	102	WRIGHT	54.061	19	94	LANE	2:42.758	2:42.758	0.000
20												

# BMCRC - MRO Championships 2023 - Rnd 7 @ Snetterton

## Illuminate Design 250MZ & Blue Haze GPF 2-Stroke

### RACE 2 - STATISTICS

<b>Competitors Started</b>	20
<b>Planned Start</b>	2023-09-03 @ 09:45:00.000
<b>Actual Start</b>	2023-09-03 @ 09:44:05.568
<b>Finish Time</b>	2023-09-03 @ 09:59:58.147
<b>Track Length</b>	2.9689mi.
<b>Total Laps</b>	123
<b>Total Distance Covered</b>	365.1761mi.

### Session Fastest Lap History

NO	CL	NAME	LAP TIME	TIME OF DAY	LAP	VEHICLE
18	GPF	David BALL	<b>2:16.042</b>	09:48:43.179	2	Yamaha TZR250F3
26	GPF	Damian LEE	<b>2:15.863</b>	09:48:45.190	2	Yamaha TZR250
18	GPF	David BALL	<b>2:15.573</b>	09:50:58.752	3	Yamaha TZR250F3
4	GPF	Denis HALIL	<b>2:15.078</b>	09:50:59.643	3	Yamaha TZR250
4	GPF	Denis HALIL	<b>2:14.274</b>	09:53:13.917	4	Yamaha TZR250
18	GPF	David BALL	<b>2:14.268</b>	09:59:58.168	7	Yamaha TZR250F3

### Session Leader History

NO	CL	NAME	FROM LAP	LAPS LED	DISTANCE	VEHICLE
18	GPF	David BALL	1	7	20.78 miles	Yamaha TZR250F3

### Flag History

TYPE	TIME OF DAY
GREEN	09:44:05.568
FINISH	09:59:58.147

### Flag Statistics

TYPE	COUNT	TOTAL LAPS	TOTAL TIME
Green	1	7	18:20.938
Red	0	0	0.000
Safety Car	0	0	0.000
FCY	0	0	0.000

# BMCRC - MRO Championships 2023 - Rnd 7 @ Snetterton

## Illuminate Design 250MZ & Blue Haze GPF 2-Stroke

### RACE 2 - STATISTICS

**CLASS : GPF**

**8 Starters**

#### Fastest Lap History

NO	NAME	LAP TIME	TIME OF DAY	LAP	VEHICLE
18	David BALL	<b>2:16.042</b>	09:48:43.179	2	Yamaha TZR250F3
26	Damian LEE	<b>2:15.863</b>	09:48:45.190	2	Yamaha TZR250
18	David BALL	<b>2:15.573</b>	09:50:58.752	3	Yamaha TZR250F3
4	Denis HALIL	<b>2:15.078</b>	09:50:59.643	3	Yamaha TZR250
4	Denis HALIL	<b>2:14.274</b>	09:53:13.917	4	Yamaha TZR250
18	David BALL	<b>2:14.268</b>	09:59:58.168	7	Yamaha TZR250F3

#### Leader History

NO	NAME	FROM LAP	LAPS LED	DISTANCE	VEHICLE
18	David BALL	1	7	20.78 miles	Yamaha TZR250F3



# BMCRC - MRO Championships 2023 - Rnd 7 @ Snetterton

## Illuminate Design 250MZ & Blue Haze GPF 2-Stroke

### RACE 2 - STATISTICS

**CLASS : MZ**

10 Starters

#### Fastest Lap History

NO	NAME	LAP TIME	TIME OF DAY	LAP	VEHICLE
69	Alexander MANN	2:25.394	09:49:39.696	2	MZ TS 250
69	Alexander MANN	2:25.236	09:54:30.546	4	MZ TS 250

#### Leader History

NO	NAME	FROM LAP	LAPS LED	DISTANCE	VEHICLE
69	Alexander MANN	1	7	20.78 miles	MZ TS 250

# BMCRC - MRO Championships 2023 - Rnd 7 @ Snetterton

## Illuminate Design 250MZ & Blue Haze GPF 2-Stroke

### RACE 2 - STATISTICS

CLASS : MZ R

2 Starters

#### Fastest Lap History

NO	NAME	LAP TIME	TIME OF DAY	LAP	VEHICLE
94	Kevin LANE	2:45.194	09:50:25.914	2	MZ ETZ250
102	Caleb WRIGHT	2:43.251	09:55:56.159	4	MZ 250 ETZ
102	Caleb WRIGHT	2:42.765	10:01:23.219	6	MZ 250 ETZ
94	Kevin LANE	2:42.758	10:01:23.300	6	MZ ETZ250

#### Leader History

NO	NAME	FROM LAP	LAPS LED	DISTANCE	VEHICLE
102	Caleb WRIGHT	1	1	2.96 miles	MZ 250 ETZ
94	Kevin LANE	2	2	5.93 miles	MZ ETZ250
102	Caleb WRIGHT	4	3	8.90 miles	MZ 250 ETZ

**BMCRC - MRO Championships 2023 - Rnd 7 @ Snetterton**

**Illuminate Design 250MZ & Blue Haze GPF 2-Strokes**

**RACE 13 - GRID (6 Laps)**

ROW 9	27	2:42.765	102	Caleb WRIGHT	26	2:42.758	94	Kevin LANE	25	7	John ASHMEAD	
ROW 8	24	2:35.746	56	Russell TURNER	23	2:34.831	14	Andy MARKS	22	2:33.441	22	Simon FINCH
ROW 7	21	2:32.584	66	Graeme LEWIS	20	2:32.011	8	Rich ASKEW	19	2:26.117	13	Gordon RYAN
ROW 6	18	2:25.906	95	Christopher ROGERS	17	2:25.242	85	Andrew WALES	16	2:25.236	69	Alexander MANN
ROW 5	15				14				13			
ROW 4	12				11				10	2:25.236	234	Andy FLUX
ROW 3	9		71	Pete FISHWICK	8	2:30.628	17	David PATERSON	7	2:27.798	73	Colvin TURNER
ROW 2	6	2:25.392	114	Steve DUNN	5	2:16.375	162	Darren COOPER	4	2:14.586	28	Liam McCARTER
ROW 1	3	2:14.440	26	Damian LEE	2	2:14.274	4	Denis HALIL	1	2:14.268	18	David BALL
<b>Pole</b>												

Snetterton 300: 2.9689 miles

These results are provisional until the conclusion of any judicial and technical matters.

Clerk Of Course :	Stewards :	Timekeeper : <i>Craig Smith</i>
-------------------	------------	------------------------------------

Results can be found at [www.tsl-timing.com](http://www.tsl-timing.com)

Printed - 10:05 Sunday, 03 September 2023



# BMCRC - MRO Championships 2023 - Rnd 7 @ Snetterton

## Illuminate Design 250MZ & Blue Haze GPF 2-Stroke

### RACE 13 - CLASSIFICATION

POS	NO	CL	PIC NAME	ENTRY	LAPS	TIME	GAP	DIFF	MPH	BEST	ON
1	28	GPF	1 Liam McCARTER	Yamaha TZR - Katie McCarter	6	13:30.212			79.15	2:13.216	6
2	18	GPF	2 David BALL	Yamaha TZR250F3 - Gardiner Page and Roe pensic	6	13:30.378	0.166	0.166	79.13	2:13.026	6
3	4	GPF	3 Denis HALIL	Yamaha TZR250 - D & A AUTOS	6	13:38.449	8.237	8.071	78.35	2:14.084	2
4	26	GPF	4 Damian LEE	Yamaha TZR250 - Leed Autos	6	13:42.199	11.987	3.750	77.99	2:15.452	2
5	114	GPF	5 Steve DUNN	Yamaha TZR250 -	6	14:59.297	1:29.085	1:17.098	71.30	2:27.034	5
6	69	MZ	1 Alexander MANN	MZ TS 250 - HS RACING	6	15:07.221	1:37.009	7.924	70.68	2:24.869	3
7	85	MZ	2 Andrew WALES	MZ ETZ 250 - Illuminated Design LTD	6	15:19.613	1:49.401	12.392	69.73	2:27.110	2
8	13	MZ	3 Gordon RYAN	MZ ETZ250 - Prism Work Psychology	6	15:20.048	1:49.836	0.435	69.70	2:27.254	6
9	8	MZ	4 Rich ASKEW	MZ ETZ250 - L+R construction	6	15:51.475	2:21.263	31.427	67.39	2:32.570	4
10	22	MZ	5 Simon FINCH	MZ ETZ250 - BlueCloud Projects Ltd	6	15:54.835	2:24.623	3.360	67.16	2:31.694	2
11	56	MZ	6 Russell TURNER	MZ ETZ250 - TT Racing	5	13:29.830	1 Lap	1 Lap	65.98	2:34.143	4
12	66	MZ	7 Graeme LEWIS	MZ ETZ250 - Morris Racing Lubricants #MRL & DRC	5	13:30.678	1 Lap	0.848	65.92	2:34.858	2
13	14	MZ	8 Andy MARKS	MZ ETZ250 - Kingpin Components	5	13:30.811	1 Lap	0.133	65.90	2:34.092	2
14	102	MZ R	1 Caleb WRIGHT	MZ 250 ETZ - Clover Investments	5	14:21.584	1 Lap	50.773	62.02	2:44.494	5
15	94	MZ R	2 Kevin LANE	MZ ETZ250 - Illuminate Design	5	14:22.281	1 Lap	0.697	61.97	2:44.373	4

#### NOT CLASSIFIED

DNF	95	MZ	Christopher ROGERS	MZ ETZ 250 - CB Racing	0						
-----	----	----	--------------------	------------------------	---	--	--	--	--	--	--

#### FASTEST LAP

18	GPF	David BALL	Yamaha TZR250F3 - Gardiner Page and Roe pensic	6	2:13.026	80.34 mph	129.30 kph
69	MZ	Alexander MANN	MZ TS 250 - HS RACING	3	2:24.869	73.77 mph	118.73 kph
94	MZ R	Kevin LANE	MZ ETZ250 - Illuminate Design	4	2:44.373	65.02 mph	104.64 kph

Class GPF - 92.5% of Race Speed = 73.21 mph  
 Class MZ - 92.5% of Race Speed = 65.37 mph  
 Class MZ R - 92.5% of Race Speed = 57.36 mph

Race Distance: 6 Laps / 17.81 miles

Snetterton 300: 2.9689 miles

Date: 03/09/2023 Start: 14:36 Finish: 14:50

Weather / Track : Sunny / Dry

These results are provisional until the conclusion of any judicial and technical matters.

Clerk Of Course :	Stewards :	Timekeeper : <i>Craig Smith</i>
-------------------	------------	------------------------------------

Results can be found at [www.tsl-timing.com](http://www.tsl-timing.com)

Printed - 14:53 Sunday, 03 September 2023



# BMCRC - MRO Championships 2023 - Rnd 7 @ Snetterton

## Illuminate Design 250MZ & Blue Haze GPF 2-Stroke

### RACE 13 - LAP CHART

#### LAP 1 @ 14:39:03.780

NO	BEHIND	LAP TIME
28		2:20.089
18	0.082	2:20.171
4	0.980	2:21.069
26	1.999	2:22.088
114	15.912	2:36.001
69	38.299	2:58.388
85	39.964	3:00.053
13	41.053	3:01.142
8	45.175	3:05.264
22	46.908	3:06.997
66	47.562	3:07.651
56	50.829	3:10.918
14	51.408	3:11.497
94	58.937	3:19.026
102	1:01.292	3:21.381

#### LAP 2 @ 14:41:18.120

NO	BEHIND	LAP TIME
18		2:14.258
28	0.100	2:14.440
4	0.724	2:14.084
26	3.111	2:15.452
114	32.976	2:31.404
69	48.960	2:25.001
85	52.734	2:27.110
13	54.650	2:27.937
8	1:03.679	2:32.844
22	1:04.262	2:31.694
66	1:08.080	2:34.858
14	1:11.160	2:34.092
56	1:11.336	2:34.847
94	1:31.208	2:46.611
102	1:32.302	2:45.350

#### LAP 3 @ 14:43:32.473

NO	BEHIND	LAP TIME
28		2:14.253
18	0.411	2:14.764
4	1.860	2:15.489
26	5.521	2:16.763
114	48.036	2:29.413
69	59.476	2:24.869
85	1:07.966	2:29.585
13	1:08.327	2:28.030
22	1:23.229	2:33.320
8	1:23.459	2:34.133
66	1:30.781	2:37.054
14	1:31.203	2:34.396
56	1:32.756	2:35.773
94	2:02.221	2:45.366
102	2:03.573	2:45.624

#### LAP 4 @ 14:45:46.255

NO	BEHIND	LAP TIME
28		2:13.782
18	0.056	2:13.427
4	2.497	2:14.419
26	7.903	2:16.164
114	1:02.304	2:28.050
69	1:11.677	2:25.983
85	1:21.386	2:27.202

13	1:22.836	2:28.291
8	1:42.247	2:32.570
22	1:42.450	2:33.003
66	1:52.471	2:35.472
14	1:53.076	2:35.655
56	1:53.117	2:34.143

#### LAP 5 @ 14:48:00.687

NO	BEHIND	LAP TIME
28		2:14.432
18	0.356	2:14.732
4	4.568	2:16.503
26	9.465	2:15.994
94	1 Lap	2:44.373
102	1 Lap	2:44.735
114	1:14.906	2:27.034
69	1:23.040	2:25.795
85	1:34.897	2:27.943
13	1:35.798	2:27.394
8	2:01.477	2:33.662
22	2:02.239	2:34.221
56	2:12.834	2:34.149

#### LAP 6 @ 14:50:13.903

NO	BEHIND	LAP TIME
28		2:13.216
18	0.166	2:13.026
66	1 Lap	2:35.643
14	1 Lap	2:35.171
4	8.237	2:16.885
26	11.987	2:15.738
102	1 Lap	2:44.494
94	1 Lap	2:46.905
114	1:29.085	2:27.395
69	1:37.009	2:27.185
85	1:49.401	2:27.720
13	1:49.836	2:27.254
8	2:21.263	2:33.002
22	2:24.623	2:35.600

# BMCRC - MRO Championships 2023 - Rnd 7 @ Snetterton

## Illuminate Design 250MZ & Blue Haze GPF 2-Strokes

### RACE 13 - POSITION CHART

No	Name	Lap Pos	Lap					
			1	2	3	4	5	6
18	BALL	1	28	18	28	28	28	28
4	HALIL	2	18	28	18	18	18	18
26	LEE	3	4	4	4	4	4	4
28	McCARTER	4	26	26	26	26	26	26
114	DUNN	5	114	114	114	114	114	114
69	MANN	6	69	69	69	69	69	69
85	WALES	7	85	85	85	85	85	85
95	ROGERS	8	13	13	13	13	13	13
13	RYAN	9	8	8	22	8	8	8
8	ASKEW	10	22	22	8	22	22	22
66	LEWIS	11	66	66	66	66	66	66
22	FINCH	12	56	14	14	14	66	66
14	MARKS	13	14	56	56	56	14	14
56	TURNER	14	94	94	94	94	102	102
94	LANE	15	102	102	102	102	94	94
102	WRIGHT	16						

# BMCRC - MRO Championships 2023 - Rnd 7 @ Snetterton

## Illuminate Design 250MZ & Blue Haze GPF 2-Stroke

### RACE 13 - SECTOR ANALYSIS



SECTOR 1 = FL to I1, SECTOR 2 = I1 to FL, DIFF = Difference To Personal Best Lap, P = Crossed Finish Line in Pit Lane, D = Time Disallowed

P1 28 GPF		Liam McCARTER		Yamaha TZR - Katie McCarter			
IDEAL LAP TIME : 2:13.148		BEST LAP TIME : 2:13.216		DIFFERENCE : 0.068			
LAP	SECTOR 1	SECTOR 2	LAP TIME	MPH	DIFF	TIME OF DAY	
1 -		44.320	2:20.089	76.29	6.873	14:39:03.780	
2 -	1:29.963	44.477	2:14.440	79.50	1.224	14:41:18.220	
3 -	1:29.902	44.351	2:14.253 (3)	79.61	1.037	14:43:32.473	
4 -	1:29.418	44.364	2:13.782 (2)	79.89	0.566	14:45:46.255	
5 -	1:30.150	<b>44.282</b>	2:14.432	79.50	1.216	14:48:00.687	
6 -	<b>1:28.866</b>	44.350	<b>2:13.216 (1)</b>	<b>80.23</b>		<b>14:50:13.903</b>	

P2 18 GPF		David BALL		Yamaha TZR250F3 - Gardiner Page and Roe pension consultan			
IDEAL LAP TIME : 2:12.283		BEST LAP TIME : 2:13.026		DIFFERENCE : 0.743			
LAP	SECTOR 1	SECTOR 2	LAP TIME	MPH	DIFF	TIME OF DAY	
1 -		44.216	2:20.171	76.24	7.145	14:39:03.862	
2 -	1:29.661	44.597	2:14.258 (3)	79.60	1.232	14:41:18.120	
3 -	1:30.791	43.973	2:14.764	79.30	1.738	14:43:32.884	
4 -	1:29.422	44.005	2:13.427 (2)	80.10	0.401	14:45:46.311	
5 -	1:31.101	<b>43.631</b>	2:14.732	79.32	1.706	14:48:01.043	
6 -	<b>1:28.652</b>	44.374	<b>2:13.026 (1)</b>	<b>80.34</b>		<b>14:50:14.069</b>	

P3 4 GPF		Denis HALIL		Yamaha TZR250 - D & A AUTOS			
IDEAL LAP TIME : 2:14.073		BEST LAP TIME : 2:14.084		DIFFERENCE : 0.011			
LAP	SECTOR 1	SECTOR 2	LAP TIME	MPH	DIFF	TIME OF DAY	
1 -		45.213	2:21.069	75.76	6.985	14:39:04.760	
2 -	<b>1:29.213</b>	44.871	<b>2:14.084 (1)</b>	<b>79.71</b>		<b>14:41:18.844</b>	
3 -	1:30.530	44.959	2:15.489 (3)	78.88	1.405	14:43:34.333	
4 -	1:29.559	<b>44.860</b>	2:14.419 (2)	79.51	0.335	14:45:48.752	
5 -	1:31.492	45.011	2:16.503	78.29	2.419	14:48:05.255	
6 -	1:30.994	45.891	2:16.885	78.08	2.801	14:50:22.140	

P4 26 GPF		Damian LEE		Yamaha TZR250 - Leed Autos			
IDEAL LAP TIME : 2:14.672		BEST LAP TIME : 2:15.452		DIFFERENCE : 0.780			
LAP	SECTOR 1	SECTOR 2	LAP TIME	MPH	DIFF	TIME OF DAY	
1 -		<b>44.725</b>	2:22.088	75.22	6.636	14:39:05.779	
2 -	<b>1:29.947</b>	45.505	<b>2:15.452 (1)</b>	<b>78.90</b>		<b>14:41:21.231</b>	
3 -	1:31.205	45.558	2:16.763	78.15	1.311	14:43:37.994	
4 -	1:30.408	45.756	2:16.164	78.49	0.712	14:45:54.158	
5 -	1:30.269	45.725	2:15.994 (3)	78.59	0.542	14:48:10.152	
6 -	1:30.473	45.265	2:15.738 (2)	78.74	0.286	14:50:25.890	

P5 114 GPF		Steve DUNN		Yamaha TZR250 -			
IDEAL LAP TIME : 2:26.433		BEST LAP TIME : 2:27.034		DIFFERENCE : 0.601			
LAP	SECTOR 1	SECTOR 2	LAP TIME	MPH	DIFF	TIME OF DAY	
1 -		50.886	2:36.001	68.51	8.967	14:39:19.692	
2 -	1:41.420	49.984	2:31.404	70.59	4.370	14:41:51.096	
3 -	1:39.164	50.249	2:29.413	71.53	2.379	14:44:20.509	
4 -	1:38.881	49.169	2:28.050 (3)	72.19	1.016	14:46:48.559	
5 -	<b>1:37.573</b>	49.461	<b>2:27.034 (1)</b>	<b>72.69</b>		<b>14:49:15.593</b>	
6 -	1:38.535	<b>48.860</b>	2:27.395 (2)	72.51	0.361	14:51:42.988	

P6 69 MZ		Alexander MANN		MZ TS 250 - HS RACING			
IDEAL LAP TIME : 2:24.807		BEST LAP TIME : 2:24.869		DIFFERENCE : 0.062			
LAP	SECTOR 1	SECTOR 2	LAP TIME	MPH	DIFF	TIME OF DAY	
1 -		48.335	2:58.388	59.91	33.519	14:39:42.079	
2 -	<b>1:36.963</b>	48.038	2:25.001 (2)	73.71	0.132	14:42:07.080	
3 -	1:37.025	<b>47.844</b>	<b>2:24.869 (1)</b>	<b>73.77</b>		<b>14:44:31.949</b>	
4 -	1:37.678	48.305	2:25.983	73.21	1.114	14:46:57.932	
5 -	1:37.777	48.018	2:25.795 (3)	73.30	0.926	14:49:23.727	
6 -	1:37.921	49.264	2:27.185	72.61	2.316	14:51:50.912	

# BMCRC - MRO Championships 2023 - Rnd 7 @ Snetterton

## Illuminate Design 250MZ & Blue Haze GPF 2-Stroke

### RACE 13 - SECTOR ANALYSIS



SECTOR 1 = FL to I1, SECTOR 2 = I1 to FL, DIFF = Difference To Personal Best Lap, P = Crossed Finish Line in Pit Lane, D = Time Disallowed

P7 85 MZ Andrew WALES		MZ ETZ 250 - Illuminated Design LTD				
IDEAL LAP TIME : 2:26.545		BEST LAP TIME : 2:27.110		DIFFERENCE : 0.565		
LAP	SECTOR 1	SECTOR 2	LAP TIME	MPH	DIFF	TIME OF DAY
1 -		48.323	3:00.053	59.36	32.943	14:39:43.744
2 -	<b>1:38.489</b>	48.621	<b>2:27.110 (1)</b>	<b>72.65</b>		<b>14:42:10.854</b>
3 -	1:40.541	49.044	2:29.585	71.45	2.475	14:44:40.439
4 -	1:39.060	48.142	2:27.202 (2)	72.60	0.092	14:47:07.641
5 -	1:38.940	49.003	2:27.943	72.24	0.833	14:49:35.584
6 -	1:39.664	<b>48.056</b>	2:27.720 (3)	72.35	0.610	14:52:03.304

P8 13 MZ Gordon RYAN		MZ ETZ250 - Prism Work Psychology				
IDEAL LAP TIME : 2:27.078		BEST LAP TIME : 2:27.254		DIFFERENCE : 0.176		
LAP	SECTOR 1	SECTOR 2	LAP TIME	MPH	DIFF	TIME OF DAY
1 -		48.888	3:01.142	59.00	33.888	14:39:44.833
2 -	1:38.589	49.348	2:27.937 (3)	72.24	0.683	14:42:12.770
3 -	1:38.529	49.501	2:28.030	72.20	0.776	14:44:40.800
4 -	1:39.165	49.126	2:28.291	72.07	1.037	14:47:09.091
5 -	<b>1:38.407</b>	48.987	2:27.394 (2)	72.51	0.140	14:49:36.485
6 -	1:38.583	<b>48.671</b>	<b>2:27.254 (1)</b>	<b>72.58</b>		<b>14:52:03.739</b>

P9 8 MZ Rich ASKEW		MZ ETZ250 - L+R construction				
IDEAL LAP TIME : 2:32.460		BEST LAP TIME : 2:32.570		DIFFERENCE : 0.110		
LAP	SECTOR 1	SECTOR 2	LAP TIME	MPH	DIFF	TIME OF DAY
1 -		50.266	3:05.264	57.69	32.694	14:39:48.955
2 -	1:42.323	50.521	2:32.844 (2)	69.92	0.274	14:42:21.799
3 -	1:42.987	51.146	2:34.133	69.34	1.563	14:44:55.932
4 -	1:42.339	<b>50.231</b>	<b>2:32.570 (1)</b>	<b>70.05</b>		<b>14:47:28.502</b>
5 -	1:42.932	50.730	2:33.662	69.55	1.092	14:50:02.164
6 -	<b>1:42.229</b>	50.773	2:33.002 (3)	69.85	0.432	14:52:35.166

P10 22 MZ Simon FINCH		MZ ETZ250 - BlueCloud Projects Ltd				
IDEAL LAP TIME : 2:31.406		BEST LAP TIME : 2:31.694		DIFFERENCE : 0.288		
LAP	SECTOR 1	SECTOR 2	LAP TIME	MPH	DIFF	TIME OF DAY
1 -		<b>50.343</b>	3:06.997	57.15	35.303	14:39:50.688
2 -	<b>1:41.063</b>	50.631	<b>2:31.694 (1)</b>	<b>70.45</b>		<b>14:42:22.382</b>
3 -	1:42.151	51.169	2:33.320 (3)	69.71	1.626	14:44:55.702
4 -	1:41.859	51.144	2:33.003 (2)	69.85	1.309	14:47:28.705
5 -	1:42.667	51.554	2:34.221	69.30	2.527	14:50:02.926
6 -	1:43.182	52.418	2:35.600	68.68	3.906	14:52:38.526

P11 56 MZ Russell TURNER		MZ ETZ250 - TT Racing				
IDEAL LAP TIME : 2:33.200		BEST LAP TIME : 2:34.143		DIFFERENCE : 0.943		
LAP	SECTOR 1	SECTOR 2	LAP TIME	MPH	DIFF	TIME OF DAY
1 -		52.562	3:10.918	55.98	36.775	14:39:54.609
2 -	1:42.976	51.871	2:34.847 (3)	69.02	0.704	14:42:29.456
3 -	1:43.908	51.865	2:35.773	68.61	1.630	14:45:05.229
4 -	1:43.246	<b>50.897</b>	<b>2:34.143 (1)</b>	<b>69.33</b>		<b>14:47:39.372</b>
5 -	<b>1:42.303</b>	51.846	2:34.149 (2)	69.33	0.006	14:50:13.521

P12 66 MZ Graeme LEWIS		MZ ETZ250 - Morris Racing Lubricants #MRL & DRD Machining				
IDEAL LAP TIME : 2:34.286		BEST LAP TIME : 2:34.858		DIFFERENCE : 0.572		
LAP	SECTOR 1	SECTOR 2	LAP TIME	MPH	DIFF	TIME OF DAY
1 -		50.919	3:07.651	56.95	32.793	14:39:51.342
2 -	1:43.626	51.232	<b>2:34.858 (1)</b>	<b>69.01</b>		<b>14:42:26.200</b>
3 -	1:45.036	52.018	2:37.054	68.05	2.196	14:45:03.254
4 -	1:44.574	<b>50.898</b>	2:35.472 (2)	68.74	0.614	14:47:38.726
5 -	<b>1:43.388</b>	52.255	2:35.643 (3)	68.67	0.785	14:50:14.369



# BMCRC - MRO Championships 2023 - Rnd 7 @ Snetterton

## Illuminate Design 250MZ & Blue Haze GPF 2-Stroke

### RACE 13 - SECTOR ANALYSIS



SECTOR 1 = FL to I1, SECTOR 2 = I1 to FL, DIFF = Difference To Personal Best Lap, P = Crossed Finish Line in Pit Lane, D = Time Disallowed

P13 14 MZ		Andy MARKS		MZ ETZ250 - Kingpin Components		
IDEAL LAP TIME : 2:33.446		BEST LAP TIME : 2:34.092		DIFFERENCE : 0.646		
LAP	SECTOR 1	SECTOR 2	LAP TIME	MPH	DIFF	TIME OF DAY
1 -		52.255	3:11.497	55.81	37.405	14:39:55.188
2 -	<b>1:42.902</b>	51.190	<b>2:34.092 (1)</b>	<b>69.36</b>		<b>14:42:29.280</b>
3 -	1:43.852	<b>50.544</b>	2:34.396 (2)	69.22	0.304	14:45:03.676
4 -	1:44.993	50.662	2:35.655	68.66	1.563	14:47:39.331
5 -	1:43.095	52.076	2:35.171 (3)	68.87	1.079	14:50:14.502

P14 102 MZ R		Caleb WRIGHT		MZ 250 ETZ - Clover Investments		
IDEAL LAP TIME : 2:44.381		BEST LAP TIME : 2:44.494		DIFFERENCE : 0.113		
LAP	SECTOR 1	SECTOR 2	LAP TIME	MPH	DIFF	TIME OF DAY
1 -		55.766	3:21.381	53.07	36.887	14:40:05.072
2 -	1:50.117	55.233	2:45.350 (3)	64.63	0.856	14:42:50.422
3 -	1:50.495	55.129	2:45.624	64.53	1.130	14:45:36.046
4 -	<b>1:49.725</b>	55.010	2:44.735 (2)	64.88	0.241	14:48:20.781
5 -	1:49.838	<b>54.656</b>	<b>2:44.494 (1)</b>	<b>64.97</b>		<b>14:51:05.275</b>

P15 94 MZ R		Kevin LANE		MZ ETZ250 - Illuminate Design		
IDEAL LAP TIME : 2:44.349		BEST LAP TIME : 2:44.373		DIFFERENCE : 0.024		
LAP	SECTOR 1	SECTOR 2	LAP TIME	MPH	DIFF	TIME OF DAY
1 -		55.345	3:19.026	53.70	34.653	14:40:02.717
2 -	1:50.941	55.670	2:46.611 (3)	64.14	2.238	14:42:49.328
3 -	1:50.453	<b>54.913</b>	2:45.366 (2)	64.63	0.993	14:45:34.694
4 -	<b>1:49.436</b>	54.937	<b>2:44.373 (1)</b>	<b>65.02</b>		<b>14:48:19.067</b>
5 -	1:51.829	55.076	2:46.905	64.03	2.532	14:51:05.972

# BMCRC - MRO Championships 2023 - Rnd 7 @ Snetterton

## Illuminate Design 250MZ & Blue Haze GPF 2-Strokes

### RACE 13 - BEST SECTORS

SECTOR 1			SECTOR 2			IDEAL / BEST COMPARISON						
POS	NO	NAME	TIME	NO	NAME	TIME	POS	NO	NAME	IDEAL	BEST	DIFF
									<b>PERFECT LAP</b>	<b>2:12.283</b>		
1	18	BALL	1:28.652	18	BALL	43.631	1	18	BALL	2:12.283	2:13.026	0.743
2	28	McCARTER	1:28.866	28	McCARTER	44.282	2	28	McCARTER	2:13.148	2:13.216	0.068
3	4	HALIL	1:29.213	26	LEE	44.725	3	4	HALIL	2:14.073	2:14.084	0.011
4	26	LEE	1:29.947	4	HALIL	44.860	4	26	LEE	2:14.672	2:15.452	0.780
5	69	MANN	1:36.963	69	MANN	47.844	5	69	MANN	2:24.807	2:24.869	0.062
6	114	DUNN	1:37.573	85	WALES	48.056	6	114	DUNN	2:26.433	2:27.034	0.601
7	13	RYAN	1:38.407	13	RYAN	48.671	7	85	WALES	2:26.545	2:27.110	0.565
8	85	WALES	1:38.489	114	DUNN	48.860	8	13	RYAN	2:27.078	2:27.254	0.176
9	22	FINCH	1:41.063	8	ASKEW	50.231	9	22	FINCH	2:31.406	2:31.694	0.288
10	8	ASKEW	1:42.229	22	FINCH	50.343	10	8	ASKEW	2:32.460	2:32.570	0.110
11	56	TURNER	1:42.303	14	MARKS	50.544	11	56	TURNER	2:33.200	2:34.143	0.943
12	14	MARKS	1:42.902	56	TURNER	50.897	12	14	MARKS	2:33.446	2:34.092	0.646
13	66	LEWIS	1:43.388	66	LEWIS	50.898	13	66	LEWIS	2:34.286	2:34.858	0.572
14	94	LANE	1:49.436	102	WRIGHT	54.656	14	94	LANE	2:44.349	2:44.373	0.024
15	102	WRIGHT	1:49.725	94	LANE	54.913	15	102	WRIGHT	2:44.381	2:44.494	0.113
16												

# BMCRC - MRO Championships 2023 - Rnd 7 @ Snetterton

## Illuminate Design 250MZ & Blue Haze GPF 2-Stroke

### RACE 13 - STATISTICS

<b>Competitors Started</b>	16
<b>Planned Start</b>	2023-09-03 @ 14:20:00.000
<b>Actual Start</b>	2023-09-03 @ 14:36:43.690
<b>Finish Time</b>	2023-09-03 @ 14:50:13.520
<b>Track Length</b>	2.9689mi.
<b>Total Laps</b>	85
<b>Total Distance Covered</b>	252.3574mi.

### Session Fastest Lap History

NO	CL	NAME	LAP TIME	TIME OF DAY	LAP	VEHICLE
18	GPF	David BALL	2:14.258	14:41:18.142	2	Yamaha TZR250F3
4	GPF	Denis HALIL	2:14.084	14:41:18.847	2	Yamaha TZR250
28	GPF	Liam McCARTER	2:13.782	14:45:46.266	4	Yamaha TZR
18	GPF	David BALL	2:13.427	14:45:46.311	4	Yamaha TZR250F3
28	GPF	Liam McCARTER	2:13.216	14:50:13.914	6	Yamaha TZR
18	GPF	David BALL	2:13.026	14:50:14.091	6	Yamaha TZR250F3

### Session Leader History

NO	CL	NAME	FROM LAP	LAPS LED	DISTANCE	VEHICLE
28	GPF	Liam McCARTER	1	1	2.96 miles	Yamaha TZR
18	GPF	David BALL	2	1	2.96 miles	Yamaha TZR250F3
28	GPF	Liam McCARTER	3	4	11.87 miles	Yamaha TZR

### Flag History

TYPE	TIME OF DAY
GREEN	14:36:43.690
FINISH	14:50:13.520

### Flag Statistics

TYPE	COUNT	TOTAL LAPS	TOTAL TIME
Green	1	6	16:00.691
Red	0	0	0.000
Safety Car	0	0	0.000
FCY	0	0	0.000

# BMCRC - MRO Championships 2023 - Rnd 7 @ Snetterton

## Illuminate Design 250MZ & Blue Haze GPF 2-Stroke

### RACE 13 - STATISTICS

CLASS : GPF

5 Starters

#### Fastest Lap History

NO	NAME	LAP TIME	TIME OF DAY	LAP	VEHICLE
18	David BALL	<b>2:14.258</b>	14:41:18.142	2	Yamaha TZR250F3
4	Denis HALIL	<b>2:14.084</b>	14:41:18.847	2	Yamaha TZR250
28	Liam McCARTER	<b>2:13.782</b>	14:45:46.266	4	Yamaha TZR
18	David BALL	<b>2:13.427</b>	14:45:46.311	4	Yamaha TZR250F3
28	Liam McCARTER	<b>2:13.216</b>	14:50:13.914	6	Yamaha TZR
18	David BALL	<b>2:13.026</b>	14:50:14.091	6	Yamaha TZR250F3

#### Leader History

NO	NAME	FROM LAP	LAPS LED	DISTANCE	VEHICLE
28	Liam McCARTER	1	1	2.96 miles	Yamaha TZR
18	David BALL	2	1	2.96 miles	Yamaha TZR250F3
28	Liam McCARTER	3	4	11.87 miles	Yamaha TZR

# BMCRC - MRO Championships 2023 - Rnd 7 @ Snetterton

## Illuminate Design 250MZ & Blue Haze GPF 2-Stroke

### RACE 13 - STATISTICS

**CLASS : MZ**

9 Starters

#### Fastest Lap History

NO	NAME	LAP TIME	TIME OF DAY	LAP	VEHICLE
69	Alexander MANN	2:25.001	14:42:07.108	2	MZ TS 250
69	Alexander MANN	2:24.869	14:44:31.977	3	MZ TS 250

#### Leader History

NO	NAME	FROM LAP	LAPS LED	DISTANCE	VEHICLE
69	Alexander MANN	1	6	17.81 miles	MZ TS 250

# BMCRC - MRO Championships 2023 - Rnd 7 @ Snetterton

## Illuminate Design 250MZ & Blue Haze GPF 2-Stroke

### RACE 13 - STATISTICS

**CLASS : MZ R**

2 Starters

#### Fastest Lap History

NO	NAME	LAP TIME	TIME OF DAY	LAP	VEHICLE
94	Kevin LANE	2:46.611	14:42:49.357	2	MZ ETZ250
102	Caleb WRIGHT	2:45.350	14:42:50.450	2	MZ 250 ETZ
94	Kevin LANE	2:44.373	14:48:19.097	4	MZ ETZ250

#### Leader History

NO	NAME	FROM LAP	LAPS LED	DISTANCE	VEHICLE
94	Kevin LANE	1	4	11.87 miles	MZ ETZ250
102	Caleb WRIGHT	5	1	2.96 miles	MZ 250 ETZ

**PART**  
MOTORSPORT

**Helix**  
Homes

**GF RACING UK** 



**INTA**  
MOTORCYCLE SERVICES LTD

# BMCRC FORMULA 400 & INTA MOTORCYCLES BLUE HAZE GP



BMCRC-MRO Championships - Round 7

Snetterton 300

2<sup>nd</sup> / 3<sup>rd</sup> September 2023



Timing & Results Provided by Timing Solutions Ltd

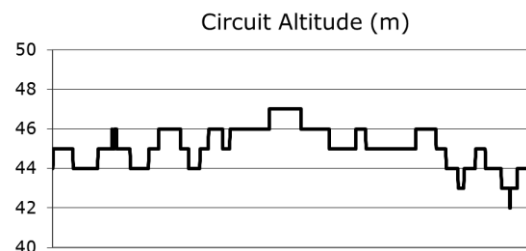
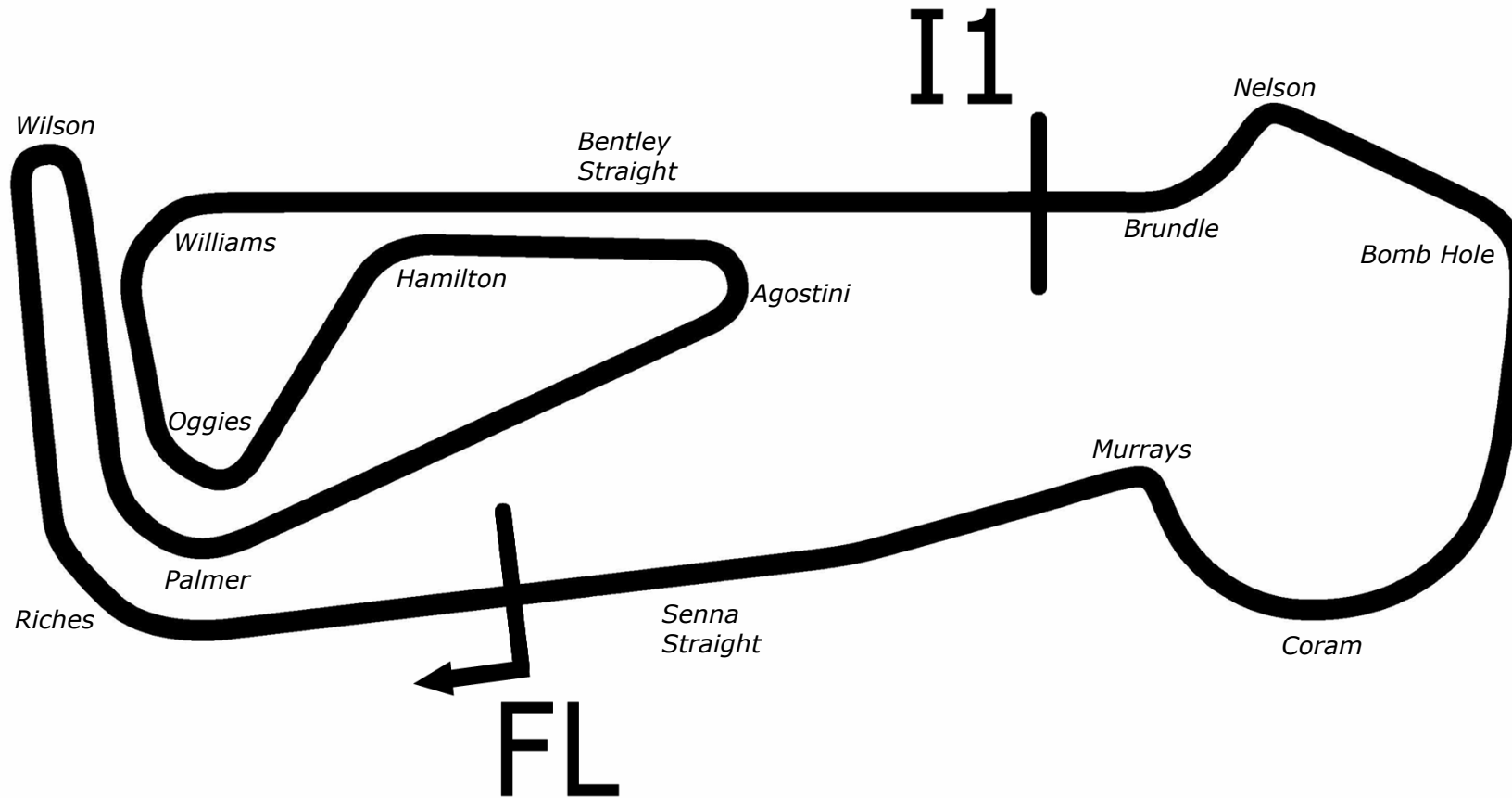
[www.tsl-timing.com](http://www.tsl-timing.com)

# Snetterton 300



SPORTS TIMING

TIMING SOLUTIONS LTD



Length	2.9689 miles	4778.0 m	
FL		52.46340 N	0.94476 E
I1	3198m	52.46617 N	0.94964 E
Pit Entry	4572m	52.46364 N	0.94774 E
Pit Exit	40m after FL	52.46338 N	0.94420 E
Pit Entry-Pit Exit	246m, 17.7s @50kph, 14.7s @60kph		

All results available at [www.tsl-timing.com](http://www.tsl-timing.com)



## BMCRC - MRO Championships 2023 - Rnd 7 @ Snetterton

### BMCRC Formula 400 & INTA Motorcycles Blue Haze GP 2-Stroke

#### QUALIFYING - CLASSIFICATION

POS	NO	CL	PIC NAME	ENTRY	TIME	ON	LAPS	GAP	DIFF	MPH
1	6	GP	1 Andrew SAWFORD	HONDA RS250R - ST NEOTS MOTORCYCLE CO LTD	2:06.002	5	5			84.82
2	5	GP	2 John LEA	Yamaha TZ 250 - P G & J Lea Plumbing & heating	2:08.053	5	5	2.051	2.051	83.46
3	151	S	1 Nick SMITH	Kawasaki ZXR400 - Hi-Precision Engineering Ltd	2:09.526	3	5	3.524	1.473	82.51
4	25	M	1 Haydon SMITH	Kawasaki ZXR400 - Hi-Precision Engineering Ltd	2:10.085	5	5	4.083	0.559	82.16
5	16	S	2 Alan MAJOR	Kawasaki ZXR400 - Major Performance Developments	2:10.780	3	5	4.778	0.695	81.72
6	2	M	2 Andrew GILL	Kawasaki ZXR400 -	2:12.856	4	4	6.854	2.076	80.44
7	15	M	3 Fred McMULLAN	Kawasaki NINJA 400 - 3D Racing/Orwell Motorcycles ip	2:14.789	5	5	8.787	1.933	79.29
8	95	S	3 Greg MARSHALL	Kawasaki NINJA 400 - EBCBrakes ,HELPerformance, F	2:14.954	5	5	8.952	0.165	79.19
9	65	M	4 Andrew MOXON	Kawasaki ZXR 400 - Helix Homes Developments Ltd	2:15.676	4	5	9.674	0.722	78.77
10	152	S	4 Sean GOLDSMITH	Honda NC30 - Vanguard motorsport	2:16.860	4	5	10.858	1.184	78.09
11	115	S/R	1 Jake DONKERSLEY	Honda VFR400 NC30 -	2:17.884	5	5	11.882	1.024	77.51
12	70	S	5 Andrew BURSCOUGH	Yamaha YPVS 350 - Mad biker designs/Martitanium	2:20.236	3	4	14.234	2.352	76.21
13	90	S	6 Steve RAPA	Honda RVF400 (BRUCE) - My Own Fair Hands	2:20.914	4	4	14.912	0.678	75.84
14	39	S	7 Aaron MONK	Kawasaki NINJA 400 - flyaspitfire.co.uk	2:22.391	1	2	16.389	1.477	75.06
15	60	GP	3 Danny GOUGH	Yamaha TZ 250 - G Force Motorcycles	2:23.124	2	3	17.122	0.733	74.67
16	27	S	8 Lucian Silviu SINCA	Kawasaki ZX400R -	2:23.333	4	4	17.331	0.209	74.56
17	88	S/R	2 Florentin Valentin STANCIU	Kawasaki ZXR400 -	2:23.424	2	5	17.422	0.091	74.52
18	101	S/R	3 Francesco ROSSATO	Kawasaki ZXR400 -	2:23.871	3	4	17.869	0.447	74.28
19	7	M	5 Roy DEWHURST	Kawasaki ZXR 400 - Dawn	2:24.084	3	4	18.082	0.213	74.17
20	46	S	9 Sam MASON	Kawasaki ZXR400 -	2:25.016	4	4	19.014	0.932	73.70
21	24	S	10 Harley GODZISZ	Honda NC30 - SonicRacing.co.uk	2:25.996	3	4	19.994	0.980	73.20
22	57	S	11 John WILTON	Kawasaki ZXR400 -	2:27.106	4	4	21.104	1.110	72.65
23	52	GP	4 Stephen BAYLEY	Yamaha TZ 250 - Mander Organ Builders	2:27.123	2	4	21.121	0.017	72.64
24	17	R	1 Freddie BATE	Kawasaki NINJA 300 - hartjay	2:32.039	4	4	26.037	4.916	70.29
25	12	S/R	4 Kees RAMSEY	Kawasaki NINJA 400 -	2:32.752	3	4	26.750	0.713	69.97
26	911	M	6 Kian BUSA	Kawasaki 400 NINJA -	2:37.192	4	4	31.190	4.440	67.99
27	21	GP	5 Stuart THURTL	Spondon Yamaha TZ250 4TW4 - TeamTortoise Racing	2:37.442	1	1	31.440	0.250	67.88
28	42	S	12 Martin PEARSON	Yamaha TZR250 -	2:40.047	2	3	34.045	2.605	66.78
29	26	M	7 Lydia THOMPSON	Kawasaki ZXR400 -	2:40.207	4	4	34.205	0.160	66.71
30	3	GP	6 Tom BARRETT	Honda RS250 -	3:00.323	1	1	54.321	20.116	59.27

Weather / Track : Cloudy / Dry

These results are provisional until the conclusion of any judicial and technical matters.

Snetterton 300: 2.9689 miles

Date: 02/09/2023 Start: 10:29 Finish: 10:39

Clerk Of Course :	Stewards :	Timekeeper : <i>Craig Smith</i>
-------------------	------------	------------------------------------

Results can be found at [www.tsl-timing.com](http://www.tsl-timing.com)

Printed - 10:42 Saturday, 02 September 2023

# BMCRC - MRO Championships 2023 - Rnd 7 @ Snetterton

## BMCRC Formula 400 & INTA Motorcycles Blue Haze GP 2-Stroke

### QUALIFYING - SECTOR ANALYSIS



SECTOR 1 = FL to I1, SECTOR 2 = I1 to FL, DIFF = Difference To Personal Best Lap, P = Crossed Finish Line in Pit Lane, D = Time Disallowed

<b>P1</b>		<b>6 GP</b>		<b>Andrew SAWFORD</b>		HONDA RS250R - ST NEOTS MOTORCYCLE CO LTD	
IDEAL LAP TIME : 2:06.002		BEST LAP TIME : 2:06.002		DIFFERENCE : 0.000			
LAP	SECTOR 1	SECTOR 2	LAP TIME	MPH	DIFF	TIME OF DAY	
1 -	1:44.701	46.259	2:30.960	70.80	24.958	10:32:14.640	
2 -	1:29.035	42.870	2:11.905	81.02	5.903	10:34:26.545	
3 -	1:25.612	43.189	2:08.801 (3)	82.98	2.799	10:36:35.346	
4 -	1:24.818	42.011	2:06.829 (2)	84.27	0.827	10:38:42.175	
5 -	<b>1:24.268</b>	<b>41.734</b>	<b>2:06.002 (1)</b>	<b>84.82</b>		<b>10:40:48.177</b>	

<b>P2</b>		<b>5 GP</b>		<b>John LEA</b>		Yamaha TZ 250 - P G & J Lea Plumbing & heating	
IDEAL LAP TIME : 2:08.053		BEST LAP TIME : 2:08.053		DIFFERENCE : 0.000			
LAP	SECTOR 1	SECTOR 2	LAP TIME	MPH	DIFF	TIME OF DAY	
1 -	1:35.320	46.453	2:21.773	75.38	13.720	10:32:02.866	
2 -	1:29.746	43.686	2:13.432	80.10	5.379	10:34:16.298	
3 -	1:26.671	43.144	2:09.815 (2)	82.33	1.762	10:36:26.113	
4 -	1:26.773	43.516	2:10.289 (3)	82.03	2.236	10:38:36.402	
5 -	<b>1:25.899</b>	<b>42.154</b>	<b>2:08.053 (1)</b>	<b>83.46</b>		<b>10:40:44.455</b>	

<b>P3</b>		<b>151 S</b>		<b>Nick SMITH</b>		Kawasaki ZXR400 - Hi-Precision Engineering Ltd	
IDEAL LAP TIME : 2:09.526		BEST LAP TIME : 2:09.526		DIFFERENCE : 0.000			
LAP	SECTOR 1	SECTOR 2	LAP TIME	MPH	DIFF	TIME OF DAY	
1 -	1:32.481	44.547	2:17.028	77.99	7.502	10:32:00.918	
2 -	1:26.790	43.392	2:10.182 (2)	82.10	0.656	10:34:11.100	
3 -	<b>1:26.623</b>	<b>42.903</b>	<b>2:09.526 (1)</b>	<b>82.51</b>		<b>10:36:20.626</b>	
4 -	1:27.075	43.517	2:10.592 (3)	81.84	1.066	10:38:31.218	
5 -	1:27.367	43.880	2:11.247	81.43	1.721	10:40:42.465	

<b>P4</b>		<b>25 M</b>		<b>Haydon SMITH</b>		Kawasaki ZXR400 - HI-Precision Engineering Ltd	
IDEAL LAP TIME : 2:10.085		BEST LAP TIME : 2:10.085		DIFFERENCE : 0.000			
LAP	SECTOR 1	SECTOR 2	LAP TIME	MPH	DIFF	TIME OF DAY	
1 -	1:33.064	45.114	2:18.178	77.35	8.093	10:31:56.038	
2 -	1:28.327	44.094	2:12.421	80.71	2.336	10:34:08.459	
3 -	1:27.613	43.991	2:11.604 (2)	81.21	1.519	10:36:20.063	
4 -	1:28.132	43.509	2:11.641 (3)	81.19	1.556	10:38:31.704	
5 -	<b>1:27.037</b>	<b>43.048</b>	<b>2:10.085 (1)</b>	<b>82.16</b>		<b>10:40:41.789</b>	

<b>P5</b>		<b>16 S</b>		<b>Alan MAJOR</b>		Kawasaki ZXR400 - Major Performance Developments	
IDEAL LAP TIME : 2:10.780		BEST LAP TIME : 2:10.780		DIFFERENCE : 0.000			
LAP	SECTOR 1	SECTOR 2	LAP TIME	MPH	DIFF	TIME OF DAY	
1 -	1:37.912	47.162	2:25.074	73.67	14.294	10:32:08.924	
2 -	1:29.508	43.420	2:12.928	80.40	2.148	10:34:21.852	
3 -	<b>1:27.494</b>	<b>43.286</b>	<b>2:10.780 (1)</b>	<b>81.72</b>		<b>10:36:32.632</b>	
4 -	1:28.545	43.382	2:11.927 (2)	81.01	1.147	10:38:44.559	
5 -	1:28.075	43.939	2:12.014 (3)	80.96	1.234	10:40:56.573	

<b>P6</b>		<b>2 M</b>		<b>Andrew GILL</b>		Kawasaki ZXR400 -	
IDEAL LAP TIME : 2:12.856		BEST LAP TIME : 2:12.856		DIFFERENCE : 0.000			
LAP	SECTOR 1	SECTOR 2	LAP TIME	MPH	DIFF	TIME OF DAY	
1 -	1:37.443	IN PIT	3:47.536 P	46.97	1:34.680	10:33:25.237	
2 -	OUTLAP	46.278	2:21.214	75.68	8.358	10:35:46.451	
3 -	1:30.049	44.865	2:14.914 (2)	79.22	2.058	10:38:01.365	
4 -	<b>1:28.913</b>	<b>43.943</b>	<b>2:12.856 (1)</b>	<b>80.44</b>		<b>10:40:14.221</b>	

# BMCRC - MRO Championships 2023 - Rnd 7 @ Snetterton

## BMCRC Formula 400 & INTA Motorcycles Blue Haze GP 2-Stroke

### QUALIFYING - SECTOR ANALYSIS



SECTOR 1 = FL to I1, SECTOR 2 = I1 to FL, DIFF = Difference To Personal Best Lap, P = Crossed Finish Line in Pit Lane, D = Time Disallowed

P7 15 M		Fred McMULLAN		Kawasaki NINJA 400 - 3D Racing/Orwell Motorcycles ipswich			
IDEAL LAP TIME : 2:14.606		BEST LAP TIME : 2:14.789		DIFFERENCE : 0.183			
LAP	SECTOR 1	SECTOR 2	LAP TIME	MPH	DIFF	TIME OF DAY	
1 -	1:40.434	46.476	2:26.910	72.75	12.121	10:32:07.199	
2 -	1:32.041	45.013	2:17.054	77.98	2.265	10:34:24.253	
3 -	1:31.204	<b>44.463</b>	2:15.667 (2)	78.78	0.878	10:36:39.920	
4 -	1:30.636	45.160	2:15.796 (3)	78.70	1.007	10:38:55.716	
5 -	<b>1:30.143</b>	44.646	<b>2:14.789 (1)</b>	<b>79.29</b>		<b>10:41:10.505</b>	

P8 95 S		Greg MARSHALL		Kawasaki NINJA 400 - EBCBrakes ,HELPerformance, R&G			
IDEAL LAP TIME : 2:14.954		BEST LAP TIME : 2:14.954		DIFFERENCE : 0.000			
LAP	SECTOR 1	SECTOR 2	LAP TIME	MPH	DIFF	TIME OF DAY	
1 -	1:36.571	45.783	2:22.354	75.08	7.400	10:32:00.617	
2 -	1:31.433	45.184	2:16.617	78.23	1.663	10:34:17.234	
3 -	1:30.758	45.050	2:15.808 (2)	78.69	0.854	10:36:33.042	
4 -	1:31.329	44.816	2:16.145 (3)	78.50	1.191	10:38:49.187	
5 -	<b>1:30.316</b>	<b>44.638</b>	<b>2:14.954 (1)</b>	<b>79.19</b>		<b>10:41:04.141</b>	

P9 65 M		Andrew MOXON		Kawasaki ZXR 400 - Helix Homes Developments ltd			
IDEAL LAP TIME : 2:15.583		BEST LAP TIME : 2:15.676		DIFFERENCE : 0.093			
LAP	SECTOR 1	SECTOR 2	LAP TIME	MPH	DIFF	TIME OF DAY	
1 -	1:38.683	46.314	2:24.997	73.71	9.321	10:32:02.434	
2 -	1:32.148	45.632	2:17.780	77.57	2.104	10:34:20.214	
3 -	1:30.858	<b>45.057</b>	2:15.915 (2)	78.63	0.239	10:36:36.129	
4 -	<b>1:30.526</b>	45.150	<b>2:15.676 (1)</b>	<b>78.77</b>		<b>10:38:51.805</b>	
5 -	1:31.706	45.289	2:16.995 (3)	78.01	1.319	10:41:08.800	

P10 152 S		Sean GOLDSMITH		Honda NC30 - Vanguard motorsport			
IDEAL LAP TIME : 2:16.766		BEST LAP TIME : 2:16.860		DIFFERENCE : 0.094			
LAP	SECTOR 1	SECTOR 2	LAP TIME	MPH	DIFF	TIME OF DAY	
1 -	1:35.758	46.681	2:22.439	75.03	5.579	10:32:03.553	
2 -	1:32.257	45.730	2:17.987 (3)	77.45	1.127	10:34:21.540	
3 -	<b>1:31.411</b>	45.655	2:17.066 (2)	77.97	0.206	10:36:38.606	
4 -	1:31.505	<b>45.355</b>	<b>2:16.860 (1)</b>	<b>78.09</b>		<b>10:38:55.466</b>	
5 -	1:32.648	45.535	2:18.183	77.34	1.323	10:41:13.649	

P11 115 S/R		Jake DONKERSLEY		Honda VFR400 NC30 -			
IDEAL LAP TIME : 2:17.629		BEST LAP TIME : 2:17.884		DIFFERENCE : 0.255			
LAP	SECTOR 1	SECTOR 2	LAP TIME	MPH	DIFF	TIME OF DAY	
1 -	1:47.240	48.575	2:35.815	68.59	17.931	10:32:19.612	
2 -	1:33.685	46.317	2:20.002 (3)	76.34	2.118	10:34:39.614	
3 -	1:33.780	46.268	2:20.048	76.31	2.164	10:36:59.662	
4 -	1:34.400	<b>45.568</b>	2:19.968 (2)	76.36	2.084	10:39:19.630	
5 -	<b>1:32.061</b>	45.823	<b>2:17.884 (1)</b>	<b>77.51</b>		<b>10:41:37.514</b>	

P12 70 S		Andrew BURSCOUGH		Yamaha YPVS 350 - Mad biker designs/Martitanium			
IDEAL LAP TIME : 2:20.236		BEST LAP TIME : 2:20.236		DIFFERENCE : 0.000			
LAP	SECTOR 1	SECTOR 2	LAP TIME	MPH	DIFF	TIME OF DAY	
1 -	1:40.143	48.923	2:29.066	71.70	8.830	10:33:23.999	
2 -	1:35.308	48.015	2:23.323 (3)	74.57	3.087	10:35:47.322	
3 -	<b>1:32.351</b>	<b>47.885</b>	<b>2:20.236 (1)</b>	<b>76.21</b>		<b>10:38:07.558</b>	
4 -	1:34.033	48.098	2:22.131 (2)	75.19	1.895	10:40:29.689	

# BMCRC - MRO Championships 2023 - Rnd 7 @ Snetterton

## BMCRC Formula 400 & INTA Motorcycles Blue Haze GP 2-Stroke

### QUALIFYING - SECTOR ANALYSIS



SECTOR 1 = FL to I1, SECTOR 2 = I1 to FL, DIFF = Difference To Personal Best Lap, P = Crossed Finish Line in Pit Lane, D = Time Disallowed

P13 90 S		Steve RAPA		Honda RVF400 (BRUCE) - My Own Fair Hands			
IDEAL LAP TIME : 2:20.668		BEST LAP TIME : 2:20.914		DIFFERENCE : 0.246			
LAP	SECTOR 1	SECTOR 2	LAP TIME	MPH	DIFF	TIME OF DAY	
1 -	1:42.700	47.380	2:30.080	71.21	9.166	10:32:25.928	
2 -	<b>1:34.205</b>	47.194	2:21.399 (2)	75.58	0.485	10:34:47.327	
3 -	1:36.201	47.067	2:23.268 (3)	74.60	2.354	10:37:10.595	
4 -	1:34.451	<b>46.463</b>	<b>2:20.914 (1)</b>	<b>75.84</b>		<b>10:39:31.509</b>	

P14 39 S		Aaron MONK		Kawasaki NINJA 400 - flyaspitfire.co.uk			
IDEAL LAP TIME : 2:22.391		BEST LAP TIME : 2:22.391		DIFFERENCE : 0.000			
LAP	SECTOR 1	SECTOR 2	LAP TIME	MPH	DIFF	TIME OF DAY	
1 -	<b>1:35.697</b>	<b>46.694</b>	<b>2:22.391 (1)</b>	<b>75.06</b>		<b>10:32:04.210</b>	
2 -		IN PIT	2:19.488 P	76.62		10:34:23.698	

P15 60 GP		Danny GOUGH		Yamaha TZ 250 - G Force Motorcycles			
IDEAL LAP TIME : 2:22.801		BEST LAP TIME : 2:23.124		DIFFERENCE : 0.323			
LAP	SECTOR 1	SECTOR 2	LAP TIME	MPH	DIFF	TIME OF DAY	
1 -	1:45.846	48.389	2:34.235 (3)	69.29	11.111	10:32:23.585	
2 -	1:35.766	<b>47.358</b>	<b>2:23.124 (1)</b>	<b>74.67</b>		<b>10:34:46.709</b>	
3 -	1:36.492	47.965	2:24.457 (2)	73.98	1.333	10:37:11.166	

P16 27 S		Lucian Silviu SINCA		Kawasaki ZX400R -			
IDEAL LAP TIME : 2:23.333		BEST LAP TIME : 2:23.333		DIFFERENCE : 0.000			
LAP	SECTOR 1	SECTOR 2	LAP TIME	MPH	DIFF	TIME OF DAY	
1 -	1:42.463	48.349	2:30.812	70.87	7.479	10:32:20.719	
2 -	1:36.330	48.082	2:24.412 (2)	74.01	1.079	10:34:45.131	
3 -	1:36.671	47.831	2:24.502 (3)	73.96	1.169	10:37:09.633	
4 -	<b>1:35.662</b>	<b>47.671</b>	<b>2:23.333 (1)</b>	<b>74.56</b>		<b>10:39:32.966</b>	

P17 88 S/R		Florentin Valentin STANCIU		Kawasaki ZXR400 -			
IDEAL LAP TIME : 2:22.810		BEST LAP TIME : 2:23.424		DIFFERENCE : 0.614			
LAP	SECTOR 1	SECTOR 2	LAP TIME	MPH	DIFF	TIME OF DAY	
1 -	1:39.391	48.662	2:28.053	72.19	4.629	10:32:09.766	
2 -	1:35.596	<b>47.828</b>	<b>2:23.424 (1)</b>	<b>74.52</b>		<b>10:34:33.190</b>	
3 -	1:37.006	48.846	2:25.852	73.28	2.428	10:36:59.042	
4 -	1:35.967	48.485	2:24.452 (3)	73.99	1.028	10:39:23.494	
5 -	<b>1:34.982</b>	48.878	2:23.860 (2)	74.29	0.436	10:41:47.354	

P18 101 S/R		Francesco ROSSATO		Kawasaki ZXR400 -			
IDEAL LAP TIME : 2:23.695		BEST LAP TIME : 2:23.871		DIFFERENCE : 0.176			
LAP	SECTOR 1	SECTOR 2	LAP TIME	MPH	DIFF	TIME OF DAY	
1 -	1:47.286	53.269	2:40.555	66.56	16.684	10:32:32.376	
2 -	1:37.868	<b>48.195</b>	2:26.063 (3)	73.17	2.192	10:34:58.439	
3 -	<b>1:35.500</b>	48.371	<b>2:23.871 (1)</b>	<b>74.28</b>		<b>10:37:22.310</b>	
4 -	1:35.782	48.475	2:24.257 (2)	74.09	0.386	10:39:46.567	

P19 7 M		Roy DEWHURST		Kawasaki ZXR 400 - Dawn			
IDEAL LAP TIME : 2:23.520		BEST LAP TIME : 2:24.084		DIFFERENCE : 0.564			
LAP	SECTOR 1	SECTOR 2	LAP TIME	MPH	DIFF	TIME OF DAY	
1 -	1:47.862	51.369	2:39.231	67.12	15.147	10:32:32.590	
2 -	1:37.312	<b>47.638</b>	2:24.950 (3)	73.73	0.866	10:34:57.540	
3 -	<b>1:35.882</b>	48.202	<b>2:24.084 (1)</b>	<b>74.17</b>		<b>10:37:21.624</b>	
4 -	1:36.068	48.106	2:24.174 (2)	74.13	0.090	10:39:45.798	

# BMCRC - MRO Championships 2023 - Rnd 7 @ Snetterton

## BMCRC Formula 400 & INTA Motorcycles Blue Haze GP 2-Stroke

### QUALIFYING - SECTOR ANALYSIS



SECTOR 1 = FL to I1, SECTOR 2 = I1 to FL, DIFF = Difference To Personal Best Lap, P = Crossed Finish Line in Pit Lane, D = Time Disallowed

P20 46 S		Sam MASON		Kawasaki ZXR400 -			
IDEAL LAP TIME : 2:25.016		BEST LAP TIME : 2:25.016		DIFFERENCE : 0.000			
LAP	SECTOR 1	SECTOR 2	LAP TIME	MPH	DIFF	TIME OF DAY	
1 -	1:47.582	52.235	2:39.817	66.87	14.801	10:32:36.761	
2 -	1:39.913	49.473	2:29.386 (3)	71.54	4.370	10:35:06.147	
3 -	1:37.439	48.085	2:25.524 (2)	73.44	0.508	10:37:31.671	
4 -	<b>1:37.274</b>	<b>47.742</b>	<b>2:25.016 (1)</b>	<b>73.70</b>		<b>10:39:56.687</b>	

P21 24 S		Harley GODZISZ		Honda NC30 - SonicRacing.co.uk			
IDEAL LAP TIME : 2:25.996		BEST LAP TIME : 2:25.996		DIFFERENCE : 0.000			
LAP	SECTOR 1	SECTOR 2	LAP TIME	MPH	DIFF	TIME OF DAY	
1 -	1:44.595	59.005	2:43.600	65.33	17.604	10:32:43.819	
2 -	1:39.492	49.260	2:28.752 (3)	71.85	2.756	10:35:12.571	
3 -	<b>1:37.640</b>	<b>48.356</b>	<b>2:25.996 (1)</b>	<b>73.20</b>		<b>10:37:38.567</b>	
4 -	1:38.700	48.779	2:27.479 (2)	72.47	1.483	10:40:06.046	

P22 57 S		John WILTON		Kawasaki ZXR400 -			
IDEAL LAP TIME : 2:26.294		BEST LAP TIME : 2:27.106		DIFFERENCE : 0.812			
LAP	SECTOR 1	SECTOR 2	LAP TIME	MPH	DIFF	TIME OF DAY	
1 -	1:46.639	51.630	2:38.269	67.53	11.163	10:32:34.277	
2 -	<b>1:37.397</b>	50.232	2:27.629 (2)	72.39	0.523	10:35:01.906	
3 -	1:38.597	50.242	2:28.839 (3)	71.80	1.733	10:37:30.745	
4 -	1:38.209	<b>48.897</b>	<b>2:27.106 (1)</b>	<b>72.65</b>		<b>10:39:57.851</b>	

P23 52 GP		Stephen BAYLEY		Yamaha TZ 250 - Mander Organ Builders			
IDEAL LAP TIME : 2:26.607		BEST LAP TIME : 2:27.123		DIFFERENCE : 0.516			
LAP	SECTOR 1	SECTOR 2	LAP TIME	MPH	DIFF	TIME OF DAY	
1 -	1:45.856	50.530	2:36.386	68.34	9.263	10:32:24.866	
2 -	<b>1:37.762</b>	49.361	<b>2:27.123 (1)</b>	<b>72.64</b>		<b>10:34:51.989</b>	
3 -	1:40.389	49.074	2:29.463 (3)	71.50	2.340	10:37:21.452	
4 -	1:38.557	<b>48.845</b>	2:27.402 (2)	72.50	0.279	10:39:48.854	

P24 17 R		Freddie BATE		Kawasaki NINJA 300 - hartjay			
IDEAL LAP TIME : 2:32.039		BEST LAP TIME : 2:32.039		DIFFERENCE : 0.000			
LAP	SECTOR 1	SECTOR 2	LAP TIME	MPH	DIFF	TIME OF DAY	
1 -	1:50.003	52.408	2:42.411	65.80	10.372	10:32:28.384	
2 -	1:43.283	51.559	2:34.842 (3)	69.02	2.803	10:35:03.226	
3 -	1:41.739	51.325	2:33.064 (2)	69.82	1.025	10:37:36.290	
4 -	<b>1:41.687</b>	<b>50.352</b>	<b>2:32.039 (1)</b>	<b>70.29</b>		<b>10:40:08.329</b>	

P25 12 S/R		Kees RAMSEY		Kawasaki NINJA 400 -			
IDEAL LAP TIME : 2:32.615		BEST LAP TIME : 2:32.752		DIFFERENCE : 0.137			
LAP	SECTOR 1	SECTOR 2	LAP TIME	MPH	DIFF	TIME OF DAY	
1 -	1:53.560	52.705	2:46.265	64.28	13.513	10:32:34.244	
2 -	1:43.677	50.526	2:34.203 (3)	69.31	1.451	10:35:08.447	
3 -	<b>1:42.101</b>	50.651	<b>2:32.752 (1)</b>	<b>69.97</b>		<b>10:37:41.199</b>	
4 -	1:42.336	<b>50.514</b>	2:32.850 (2)	69.92	0.098	10:40:14.049	

P26 911 M		Kian BUSA		Kawasaki 400 NINJA -			
IDEAL LAP TIME : 2:37.192		BEST LAP TIME : 2:37.192		DIFFERENCE : 0.000			
LAP	SECTOR 1	SECTOR 2	LAP TIME	MPH	DIFF	TIME OF DAY	
1 -	1:50.844	54.054	2:44.898	64.81	7.706	10:32:37.728	
2 -	1:47.841	53.598	2:41.439 (2)	66.20	4.247	10:35:19.167	
3 -	1:48.736	53.378	2:42.114 (3)	65.92	4.922	10:38:01.281	
4 -	<b>1:44.149</b>	<b>53.043</b>	<b>2:37.192 (1)</b>	<b>67.99</b>		<b>10:40:38.473</b>	

# BMCRC - MRO Championships 2023 - Rnd 7 @ Snetterton

## BMCRC Formula 400 & INTA Motorcycles Blue Haze GP 2-Stroke

### QUALIFYING - SECTOR ANALYSIS



SECTOR 1 = FL to I1, SECTOR 2 = I1 to FL, DIFF = Difference To Personal Best Lap, P = Crossed Finish Line in Pit Lane, D = Time Disallowed

<b>P27</b>	<b>21 GP</b>	<b>Stuart THURTLÉ</b>	Spondon Yamaha TZ250 4TW4 - TeamTortoise Racing			
IDEAL LAP TIME : 2:34.700		BEST LAP TIME : 2:37.442		DIFFERENCE : 2.742		
LAP	SECTOR 1	SECTOR 2	LAP TIME	MPH	DIFF	TIME OF DAY
1 -	1:46.437	<b>51.005</b>	<b>2:37.442 (1)</b>	<b>67.88</b>		<b>10:32:27.024</b>
<b>P28</b>	<b>42 S</b>	<b>Martin PEARSON</b>	Yamaha TZR250 -			
IDEAL LAP TIME : 2:38.087		BEST LAP TIME : 2:40.047		DIFFERENCE : 1.960		
LAP	SECTOR 1	SECTOR 2	LAP TIME	MPH	DIFF	TIME OF DAY
1 -	1:56.141	54.314	2:50.455 (3)	62.70	10.408	10:32:32.673
2 -	1:47.161	<b>52.886</b>	<b>2:40.047 (1)</b>	<b>66.78</b>		<b>10:35:12.720</b>
3 -	1:48.500	53.508	2:42.008 (2)	65.97	1.961	10:37:54.728
<b>P29</b>	<b>26 M</b>	<b>Lydia THOMPSON</b>	Kawasaki ZXR400 -			
IDEAL LAP TIME : 2:39.931		BEST LAP TIME : 2:40.207		DIFFERENCE : 0.276		
LAP	SECTOR 1	SECTOR 2	LAP TIME	MPH	DIFF	TIME OF DAY
1 -	1:57.572	53.916	2:51.488	62.32	11.281	10:32:35.390
2 -	1:48.409	53.889	2:42.298 (2)	65.85	2.091	10:35:17.688
3 -	1:50.772	<b>53.578</b>	2:44.350 (3)	65.03	4.143	10:38:02.038
4 -	<b>1:46.353</b>	53.854	<b>2:40.207 (1)</b>	<b>66.71</b>		<b>10:40:42.245</b>
<b>P30</b>	<b>3 GP</b>	<b>Tom BARRETT</b>	Honda RS250 -			
IDEAL LAP TIME : 3:00.323		BEST LAP TIME : 3:00.323		DIFFERENCE : 0.000		
LAP	SECTOR 1	SECTOR 2	LAP TIME	MPH	DIFF	TIME OF DAY
1 -	<b>1:59.730</b>	<b>1:00.593</b>	<b>3:00.323 (1)</b>	<b>59.27</b>		<b>10:32:50.032</b>

# BMCRC - MRO Championships 2023 - Rnd 7 @ Snetterton

## BMCRC Formula 400 & INTA Motorcycles Blue Haze GP 2-Stroke

### QUALIFYING - BEST SECTORS

SECTOR 1			SECTOR 2			IDEAL / BEST COMPARISON						
POS	NO	NAME	TIME	NO	NAME	TIME	POS	NO	NAME	IDEAL	BEST	DIFF
									<b>PERFECT LAP</b>	<b>2:06.002</b>		
1	6	SAWFORD	1:24.268	6	SAWFORD	41.734	1	6	SAWFORD	2:06.002	2:06.002	0.000
2	5	LEA	1:25.899	5	LEA	42.154	2	5	LEA	2:08.053	2:08.053	0.000
3	151	SMITH	1:26.623	151	SMITH	42.903	3	151	SMITH	2:09.526	2:09.526	0.000
4	25	SMITH	1:27.037	25	SMITH	43.048	4	25	SMITH	2:10.085	2:10.085	0.000
5	16	MAJOR	1:27.494	16	MAJOR	43.286	5	16	MAJOR	2:10.780	2:10.780	0.000
6	2	GILL	1:28.913	2	GILL	43.943	6	2	GILL	2:12.856	2:12.856	0.000
7	15	McMULLAN	1:30.143	15	McMULLAN	44.463	7	15	McMULLAN	2:14.606	2:14.789	0.183
8	95	MARSHALL	1:30.316	95	MARSHALL	44.638	8	95	MARSHALL	2:14.954	2:14.954	0.000
9	65	MOXON	1:30.526	65	MOXON	45.057	9	65	MOXON	2:15.583	2:15.676	0.093
10	152	GOLDSMITH	1:31.411	152	GOLDSMITH	45.355	10	152	GOLDSMITH	2:16.766	2:16.860	0.094
11	115	DONKERSLEY	1:32.061	115	DONKERSLEY	45.568	11	115	DONKERSLEY	2:17.629	2:17.884	0.255
12	70	BURSCOUGH	1:32.351	90	RAPA	46.463	12	70	BURSCOUGH	2:20.236	2:20.236	0.000
13	90	RAPA	1:34.205	39	MONK	46.694	13	90	RAPA	2:20.668	2:20.914	0.246
14	88	STANCIU	1:34.982	60	GOUGH	47.358	14	39	MONK	2:22.391	2:22.391	0.000
15	60	GOUGH	1:35.443	7	DEWHURST	47.638	15	60	GOUGH	2:22.801	2:23.124	0.323
16	101	ROSSATO	1:35.500	27	SINCA	47.671	16	88	STANCIU	2:22.810	2:23.424	0.614
17	27	SINCA	1:35.662	46	MASON	47.742	17	27	SINCA	2:23.333	2:23.333	0.000
18	39	MONK	1:35.697	88	STANCIU	47.828	18	7	DEWHURST	2:23.520	2:24.084	0.564
19	7	DEWHURST	1:35.882	70	BURSCOUGH	47.885	19	101	ROSSATO	2:23.695	2:23.871	0.176
20	46	MASON	1:37.274	101	ROSSATO	48.195	20	46	MASON	2:25.016	2:25.016	0.000
21	57	WILTON	1:37.397	24	GODZISZ	48.356	21	24	GODZISZ	2:25.996	2:25.996	0.000
22	24	GODZISZ	1:37.640	52	BAYLEY	48.845	22	57	WILTON	2:26.294	2:27.106	0.812
23	52	BAYLEY	1:37.762	57	WILTON	48.897	23	52	BAYLEY	2:26.607	2:27.123	0.516
24	17	BATE	1:41.687	17	BATE	50.352	24	17	BATE	2:32.039	2:32.039	0.000
25	12	RAMSEY	1:42.101	12	RAMSEY	50.514	25	12	RAMSEY	2:32.615	2:32.752	0.137
26	21	THURTL	1:43.695	21	THURTL	51.005	26	21	THURTL	2:34.700	2:37.442	2.742
27	911	BUSA	1:44.149	42	PEARSON	52.886	27	911	BUSA	2:37.192	2:37.192	0.000
28	42	PEARSON	1:45.201	911	BUSA	53.043	28	42	PEARSON	2:38.087	2:40.047	1.960
29	26	THOMPSON	1:46.353	26	THOMPSON	53.578	29	26	THOMPSON	2:39.931	2:40.207	0.276
30	3	BARRETT	1:59.730	3	BARRETT	1:00.593	30	3	BARRETT	3:00.323	3:00.323	0.000

# BMCRC - MRO Championships 2023 - Rnd 7 @ Snetterton

## BMCRC Formula 400 & INTA Motorcycles Blue Haze GP 2-Stroke

### QUALIFYING - STATISTICS

Competitors Started	30
Planned Start	2023-09-02 @ 10:18:00.000
Actual Start	2023-09-02 @ 10:29:28.332
Finish Time	2023-09-02 @ 10:39:29.188
Track Length	2.9689mi.
Total Laps	121
Total Distance Covered	359.2382mi.

### Session Fastest Lap History

NO	CL	NAME	LAP TIME	TIME OF DAY	LAP	VEHICLE
25	M	Haydon SMITH	<b>2:18.178</b>	10:31:56.043	1	Kawasaki ZXR400
151	S	Nick SMITH	<b>2:17.028</b>	10:32:00.923	1	Kawasaki ZXR400
25	M	Haydon SMITH	<b>2:12.421</b>	10:34:08.464	2	Kawasaki ZXR400
151	S	Nick SMITH	<b>2:10.182</b>	10:34:11.105	2	Kawasaki ZXR400
151	S	Nick SMITH	<b>2:09.526</b>	10:36:20.631	3	Kawasaki ZXR400
6	GP	Andrew SAWFORD	<b>2:08.801</b>	10:36:35.357	3	HONDA RS250R
6	GP	Andrew SAWFORD	<b>2:06.829</b>	10:38:42.187	4	HONDA RS250R
6	GP	Andrew SAWFORD	<b>2:06.002</b>	10:40:48.188	5	HONDA RS250R

### Flag History

TYPE	TIME OF DAY
GREEN	10:29:28.332
FINISH	10:39:29.188

### Flag Statistics

TYPE	COUNT	TOTAL LAPS	TOTAL TIME
Green	1	5	12:28.481
Red	0	0	0.000
Safety Car	0	0	0.000
FCY	0	0	0.000



# BMCRC - MRO Championships 2023 - Rnd 7 @ Snetterton

## BMCRC Formula 400 & INTA Motorcycles Blue Haze GP 2-Stroke

### QUALIFYING - STATISTICS

CLASS : M

7 Starters

#### Fastest Lap History

NO	NAME	LAP TIME	TIME OF DAY	LAP	VEHICLE
25	Haydon SMITH	<b>2:18.178</b>	10:31:56.043	1	Kawasaki ZXR400
25	Haydon SMITH	<b>2:12.421</b>	10:34:08.464	2	Kawasaki ZXR400
25	Haydon SMITH	<b>2:11.604</b>	10:36:20.068	3	Kawasaki ZXR400
25	Haydon SMITH	<b>2:10.085</b>	10:40:41.794	5	Kawasaki ZXR400

# BMCRC - MRO Championships 2023 - Rnd 7 @ Snetterton

## BMCRC Formula 400 & INTA Motorcycles Blue Haze GP 2-Stroke

### QUALIFYING - STATISTICS

CLASS : R

1 Starters

#### Fastest Lap History

NO	NAME	LAP TIME	TIME OF DAY	LAP	VEHICLE
17	Freddie BATE	<b>2:42.411</b>	10:32:28.409	1	Kawasaki NINJA 300
17	Freddie BATE	<b>2:34.842</b>	10:35:03.251	2	Kawasaki NINJA 300
17	Freddie BATE	<b>2:33.064</b>	10:37:36.315	3	Kawasaki NINJA 300
17	Freddie BATE	<b>2:32.039</b>	10:40:08.354	4	Kawasaki NINJA 300

# BMCRC - MRO Championships 2023 - Rnd 7 @ Snetterton

## BMCRC Formula 400 & INTA Motorcycles Blue Haze GP 2-Stroke

### QUALIFYING - STATISTICS

CLASS : S

12 Starters

#### Fastest Lap History

NO	NAME	LAP TIME	TIME OF DAY	LAP	VEHICLE
95	Greg MARSHALL	<b>2:22.354</b>	10:32:00.640	1	Kawasaki NINJA 400
151	Nick SMITH	<b>2:17.028</b>	10:32:00.923	1	Kawasaki ZXR400
151	Nick SMITH	<b>2:10.182</b>	10:34:11.105	2	Kawasaki ZXR400
151	Nick SMITH	<b>2:09.526</b>	10:36:20.631	3	Kawasaki ZXR400

# BMCRC - MRO Championships 2023 - Rnd 7 @ Snetterton

## BMCRC Formula 400 & INTA Motorcycles Blue Haze GP 2-Stroke

### QUALIFYING - STATISTICS

CLASS : S/R

4 Starters

#### Fastest Lap History

NO	NAME	LAP TIME	TIME OF DAY	LAP	VEHICLE
88	Florentin Valentin STANCIU	<b>2:28.053</b>	10:32:09.770	1	Kawasaki ZXR400
88	Florentin Valentin STANCIU	<b>2:23.424</b>	10:34:33.195	2	Kawasaki ZXR400
115	Jake DONKERSLEY	<b>2:20.002</b>	10:34:39.651	2	Honda VFR400 NC30
115	Jake DONKERSLEY	<b>2:19.968</b>	10:39:19.667	4	Honda VFR400 NC30
115	Jake DONKERSLEY	<b>2:17.884</b>	10:41:37.551	5	Honda VFR400 NC30

# BMCRC - MRO Championships 2023 - Rnd 7 @ Snetterton

## BMCRC Formula 400 & INTA Motorcycles Blue Haze GP 2-Stroke

### QUALIFYING - STATISTICS

CLASS : GP

6 Starters

#### Fastest Lap History

NO	NAME	LAP TIME	TIME OF DAY	LAP	VEHICLE
5	John LEA	2:21.773	10:32:02.880	1	Yamaha TZ 250
5	John LEA	2:13.432	10:34:16.312	2	Yamaha TZ 250
6	Andrew SAWFORD	2:11.905	10:34:26.557	2	HONDA RS250R
5	John LEA	2:09.815	10:36:26.127	3	Yamaha TZ 250
6	Andrew SAWFORD	2:08.801	10:36:35.357	3	HONDA RS250R
6	Andrew SAWFORD	2:06.829	10:38:42.187	4	HONDA RS250R
6	Andrew SAWFORD	2:06.002	10:40:48.188	5	HONDA RS250R



## BMCRC - MRO Championships 2023 - Rnd 7 @ Snetterton

### BMCRC Formula 400 & INTA Motorcycles Blue Haze GP 2-Stroke

### RACE 8 - CLASSIFICATION

POS	NO	CL	PIC NAME	ENTRY	LAPS	TIME	GAP	DIFF	MPH	BEST	ON
1	6	GP	1 Andrew SAWFORD	HONDA RS250R - ST NEOTS MOTORCYCLE COL	5	10:32.487			84.49	2:04.504	4
2	5	GP	2 John LEA	Yamaha TZ 250 - P G & J Lea Plumbing & heating	5	10:40.714	8.227	8.227	83.40	2:06.255	2
3	2	M	1 Andrew GILL	Kawasaki ZXR400 -	5	10:45.052	12.565	4.338	82.84	2:06.599	2
4	151	S	1 Nick SMITH	Kawasaki ZXR400 - Hi-Precision Engineering Ltd	5	10:54.994	22.507	9.942	81.58	2:08.926	5
5	16	S	2 Alan MAJOR	Kawasaki ZXR400 - Major Performance Developmer	5	10:57.387	24.900	2.393	81.29	2:09.625	4
6	25	M	2 Haydon SMITH	Kawasaki ZXR400 - HI-Precision Engineering Ltd	5	10:58.692	26.205	1.305	81.13	2:09.716	4
7	15	M	3 Fred McMULLAN	Kawasaki NINJA 400 - 3D Racing/Orwell Motorcycle:	5	11:13.240	40.753	14.548	79.37	2:12.392	5
8	95	S	3 Greg MARSHALL	Kawasaki NINJA 400 - EBCBrakes ,HELPerformanc	5	11:14.050	41.563	0.810	79.28	2:13.303	3
9	65	M	4 Andrew MOXON	Kawasaki ZXR 400 - Helix Homes Developments ltd	5	11:26.975	54.488	12.925	77.79	2:15.451	4
10	152	S	4 Sean GOLDSMITH	Honda NC30 - Vanguard motorsport	5	11:29.772	57.285	2.797	77.47	2:16.052	4
11	3	GP	3 Tom BARRETT	Honda RS250 -	5	11:30.156	57.669	0.384	77.43	2:13.031	5
12	277	GP	4 Richard HAYWARD	Yamaha TZ250 - GForce/Hayward R Ltd/SnapOn	5	11:40.873	1:08.386	10.717	76.24	2:16.341	5
13	115	S/R	1 Jake DONKERSLEY	Honda VFR400 NC30 -	5	11:46.890	1:14.403	6.017	75.59	2:18.125	5
14	90	S	5 Steve RAPA	Honda RVF400 (BRUCE) - My Own Fair Hands	5	11:48.630	1:16.143	1.740	75.41	2:20.074	5
15	27	S/R	2 Lucian Silviu SINCA	Kawasaki ZX400R -	5	11:51.860	1:19.373	3.230	75.07	2:20.111	4
16	60	GP	5 Danny GOUGH	Yamaha TZ 250 - G Force Motorcycles	5	11:52.476	1:19.989	0.616	75.00	2:20.250	5
17	88	S/R	3 Florentin Valentin STANCIU	Kawasaki ZXR400 -	5	11:53.221	1:20.734	0.745	74.92	2:20.188	5
18	7	M	5 Roy DEWHURST	Kawasaki ZXR 400 - Dawn	5	12:03.114	1:30.627	9.893	73.90	2:22.392	2
19	46	S/R	4 Sam MASON	Kawasaki ZXR400 -	5	12:08.532	1:36.045	5.418	73.35	2:23.133	2
20	57	S/R	5 John WILTON	Kawasaki ZXR400 -	5	12:13.438	1:40.951	4.906	72.86	2:24.735	5
21	101	S/R	6 Francesco ROSSATO	Kawasaki ZXR400 -	5	12:22.837	1:50.350	9.399	71.94	2:24.726	4
22	52	GP	6 Stephen BAYLEY	Yamaha TZ 250 - Mander Organ Builders	5	12:25.999	1:53.512	3.162	71.63	2:25.354	4
23	26	M	6 Lydia THOMPSON	Kawasaki ZXR400 -	5	12:30.756	1:58.269	4.757	71.18	2:26.868	4
24	24	S	6 Harley GODZISZ	Honda NC30 - SonicRacing.co.uk	5	12:31.364	1:58.877	0.608	71.12	2:26.701	5
25	17	R	1 Freddie BATE	Kawasaki NINJA 300 - hartjay	5	12:46.386	2:13.899	15.022	69.73	2:29.630	4
26	400	M	7 Stuart THURTL	Kawasaki NINJA 400 - TeamTortoise Racing	5	12:47.087	2:14.600	0.701	69.66	2:29.736	5
27	42	S	7 Martin PEARSON	Yamaha TZR250 -	5	12:47.171	2:14.684	0.084	69.65	2:29.670	4
28	12	S/R	7 Kees RAMSEY	Kawasaki NINJA 400 -	5	12:57.184	2:24.697	10.013	68.76	2:31.651	5
29	911	M	8 Kian BUSA	Kawasaki 400 NINJA -	5	13:10.551	2:38.064	13.367	67.59	2:34.959	3
30	577	M	9 Richard BUCKHAM	Kawasaki NINJA 400 -	4	10:33.634	1 Lap	1 Lap	67.47	2:35.106	4

#### FASTEST LAP

6	GP	Andrew SAWFORD	HONDA RS250R - ST NEOTS MOTORCYCLE COL	4	2:04.504	85.84 mph	138.15 kph
2	M	Andrew GILL	Kawasaki ZXR400 -	2	2:06.599	84.42 mph	135.86 kph
151	S	Nick SMITH	Kawasaki ZXR400 - Hi-Precision Engineering Ltd	5	2:08.926	82.90 mph	133.41 kph
115	S/R	Jake DONKERSLEY	Honda VFR400 NC30 -	5	2:18.125	77.37 mph	124.53 kph
17	R	Freddie BATE	Kawasaki NINJA 300 - hartjay	4	2:29.630	71.43 mph	114.95 kph

Class GP - 92.5% of Race Speed = 78.15 mph

Class M - 92.5% of Race Speed = 76.62 mph

Class S - 92.5% of Race Speed = 75.46 mph

Class S/R - 92.5% of Race Speed = 69.92 mph

Class R - 92.5% of Race Speed = 64.50 mph

Weather / Track : Cloudy / Dry

These results are provisional until the conclusion of any judicial and technical matters.

Race Distance: 5 Laps / 14.84 miles

Snetterton 300: 2.9689 miles

Date: 02/09/2023 Start: 14:22 Finish: 14:32

Clerk Of Course :

Stewards :

Timekeeper :

*Craig Smith*

Results can be found at [www.tsl-timing.com](http://www.tsl-timing.com)

Printed - 14:36 Saturday, 02 September 2023



# BMCRC - MRO Championships 2023 - Rnd 7 @ Snetterton

## BMCRC Formula 400 & INTA Motorcycles Blue Haze GP 2-Strokes

### RACE 8 - LAP CHART

LAP 1 @ 14:24:18.870			LAP 2 @ 14:26:24.071			LAP 3 @ 14:28:28.811			LAP 4 @ 14:30:33.315			LAP 5 @ 14:32:38.304		
NO	BEHIND	LAP TIME	NO	BEHIND	LAP TIME	NO	BEHIND	LAP TIME	NO	BEHIND	LAP TIME	NO	BEHIND	LAP TIME
6		2:13.053	6		2:05.201	6		2:04.740	6		2:04.504	6		2:04.989
5	0.646	2:13.699	5	1.700	2:06.255	5	3.232	2:06.272	5	5.727	2:06.999	577	1 Lap	2:35.106
2	1.506	2:14.559	2	2.904	2:06.599	2	5.662	2:07.498	2	9.315	2:08.157	5	8.227	2:07.489
25	2.814	2:15.867	25	7.924	2:10.311	25	13.252	2:10.068	25	18.464	2:09.716	2	12.565	2:08.239
151	3.322	2:16.375	151	8.011	2:09.890	151	13.997	2:10.726	151	18.570	2:09.077	151	22.507	2:08.926
16	3.678	2:16.731	16	8.736	2:10.259	16	14.341	2:10.345	16	19.462	2:09.625	16	24.900	2:10.427
95	6.941	2:19.994	95	15.481	2:13.741	95	24.044	2:13.303	95	33.245	2:13.705	25	26.205	2:12.730
152	8.687	2:21.740	15	17.318	2:13.680	15	25.336	2:12.758	15	33.350	2:12.518	15	40.753	2:12.392
15	8.839	2:21.892	65	20.223	2:16.407	65	32.877	2:17.394	65	43.824	2:15.451	95	41.563	2:13.307
65	9.017	2:22.070	152	21.061	2:17.575	152	33.349	2:17.028	152	44.897	2:16.052	65	54.488	2:15.653
90	13.004	2:26.057	90	28.226	2:20.423	3	39.718	2:16.146	3	49.627	2:14.413	152	57.285	2:17.377
27	14.973	2:28.026	3	28.312	2:17.472	277	44.641	2:16.701	277	57.034	2:16.897	3	57.669	2:13.031
88	15.484	2:28.537	27	31.472	2:21.700	90	44.868	2:21.382	90	1:01.058	2:20.694	277	1:08.386	2:16.341
101	15.583	2:28.636	115	31.972	2:20.884	115	45.964	2:18.732	115	1:01.267	2:19.807	115	1:14.403	2:18.125
3	16.041	2:29.094	277	32.680	2:18.707	27	48.207	2:21.475	27	1:03.814	2:20.111	90	1:16.143	2:20.074
115	16.289	2:29.342	60	32.713	2:20.842	60	48.790	2:20.817	60	1:04.728	2:20.442	27	1:19.373	2:20.548
60	17.072	2:30.125	88	32.831	2:22.548	88	49.445	2:21.354	88	1:05.535	2:20.594	60	1:19.989	2:20.250
7	18.736	2:31.789	7	35.927	2:22.392	7	53.837	2:22.650	7	1:12.898	2:23.565	88	1:20.734	2:20.188
57	19.032	2:32.085	46	38.741	2:23.133	46	58.490	2:24.489	46	1:17.175	2:23.189	7	1:30.627	2:22.718
277	19.174	2:32.227	57	40.011	2:26.180	57	1:00.897	2:25.626	57	1:21.205	2:24.812	46	1:36.045	2:23.859
46	20.809	2:33.862	52	47.928	2:26.899	101	1:10.014	2:25.085	101	1:30.236	2:24.726	57	1:40.951	2:24.735
26	25.262	2:38.315	26	48.939	2:28.878	52	1:10.257	2:27.069	52	1:31.107	2:25.354	101	1:50.350	2:25.103
24	26.063	2:39.116	101	49.669	2:39.287	26	1:13.650	2:29.451	26	1:36.014	2:26.868	52	1:53.512	2:27.394
52	26.230	2:39.283	24	50.068	2:29.206	24	1:13.998	2:28.670	24	1:37.165	2:27.671	26	1:58.269	2:27.244
400	31.171	2:44.224	400	56.663	2:30.693	400	1:23.197	2:31.274	17	1:48.794	2:29.630	24	1:58.877	2:26.701
911	31.283	2:44.336	17	56.859	2:30.326	17	1:23.668	2:31.549	42	1:49.766	2:29.670	17	2:13.899	2:30.094
17	31.734	2:44.787	42	59.522	2:32.947	42	1:24.600	2:29.818	400	1:49.853	2:31.160	400	2:14.600	2:29.736
42	31.776	2:44.829	12	1:02.565	2:34.440	12	1:30.597	2:32.772	12	1:58.035	2:31.942	42	2:14.684	2:29.907
577	32.583	2:45.636	911	1:03.676	2:37.594	911	1:33.895	2:34.959	911	2:04.428	2:35.037	12	2:24.697	2:31.651
12	33.326	2:46.379	577	1:04.784	2:37.402	577	1:35.534	2:35.490				911	2:38.064	2:38.625



# BMCRC - MRO Championships 2023 - Rnd 7 @ Snetterton

## BMCRC Formula 400 & INTA Motorcycles Blue Haze GP 2-Stroke

### RACE 8 - POSITION CHART

No	Name	Lap	1	2	3	4	5
		Pos					
6	SAWFORD	1	6	6	6	6	6
5	LEA	2	5	5	5	5	5
151	SMITH	3	2	2	2	2	2
25	SMITH	4	25	25	25	25	151
16	MAJOR	5	151	151	151	151	16
2	GILL	6	16	16	16	16	25
15	McMULLAN	7	95	95	95	95	15
95	MARSHALL	8	152	15	15	15	95
65	MOXON	9	15	65	65	65	65
152	GOLDSMITH	10	65	152	152	152	152
115	DONKERSLEY	11	90	90	3	3	3
90	RAPA	12	27	3	277	277	277
60	GOUGH	13	88	27	90	90	115
27	SINCA	14	101	115	115	115	90
88	STANCIU	15	3	277	27	27	27
101	ROSSATO	16	115	60	60	60	60
7	DEWHURST	17	60	88	88	88	88
46	MASON	18	7	7	7	7	7
24	GODZISZ	19	57	46	46	46	46
57	WILTON	20	277	57	57	57	57
52	BAYLEY	21	46	52	101	101	101
17	BATE	22	26	26	52	52	52
12	RAMSEY	23	24	101	26	26	26
911	BUSA	24	52	24	24	24	24
42	PEARSON	25	400	400	400	17	17
26	THOMPSON	26	911	17	17	42	400
3	BARRETT	27	17	42	42	400	42
577	BUCKHAM	28	42	12	12	12	12
400	THURTLLE	29	577	911	911	911	911
277	HAYWARD	30	12	577	577	577	

# BMCRC - MRO Championships 2023 - Rnd 7 @ Snetterton

## BMCRC Formula 400 & INTA Motorcycles Blue Haze GP 2-Stroke

### RACE 8 - SECTOR ANALYSIS



SECTOR 1 = FL to I1, SECTOR 2 = I1 to FL, DIFF = Difference To Personal Best Lap, P = Crossed Finish Line in Pit Lane, D = Time Disallowed

P1		6 GP		Andrew SAWFORD		HONDA RS250R - ST NEOTS MOTORCYCLE CO LTD	
IDEAL LAP TIME : 2:04.449		BEST LAP TIME : 2:04.504		DIFFERENCE : 0.055			
LAP	SECTOR 1	SECTOR 2	LAP TIME	MPH	DIFF	TIME OF DAY	
1 -		42.301	2:13.053	80.32	8.549	14:24:18.870	
2 -	1:23.498	41.703	2:05.201	85.36	0.697	14:26:24.071	
3 -	1:23.638	<b>41.102</b>	2:04.740 (2)	85.68	0.236	14:28:28.811	
4 -	1:23.383	41.121	<b>2:04.504 (1)</b>	<b>85.84</b>		<b>14:30:33.315</b>	
5 -	<b>1:23.347</b>	41.642	2:04.989 (3)	85.51	0.485	14:32:38.304	

P2		5 GP		John LEA		Yamaha TZ 250 - P G & J Lea Plumbing & heating	
IDEAL LAP TIME : 2:06.049		BEST LAP TIME : 2:06.255		DIFFERENCE : 0.206			
LAP	SECTOR 1	SECTOR 2	LAP TIME	MPH	DIFF	TIME OF DAY	
1 -		42.480	2:13.699	79.94	7.444	14:24:19.516	
2 -	<b>1:24.428</b>	41.827	<b>2:06.255 (1)</b>	<b>84.65</b>		<b>14:26:25.771</b>	
3 -	1:24.651	<b>41.621</b>	2:06.272 (2)	84.64	0.017	14:28:32.043	
4 -	1:25.064	41.935	2:06.999 (3)	84.15	0.744	14:30:39.042	
5 -	1:25.245	42.244	2:07.489	83.83	1.234	14:32:46.531	

P3		2 M		Andrew GILL		Kawasaki ZXR400 -	
IDEAL LAP TIME : 2:06.599		BEST LAP TIME : 2:06.599		DIFFERENCE : 0.000			
LAP	SECTOR 1	SECTOR 2	LAP TIME	MPH	DIFF	TIME OF DAY	
1 -		42.413	2:14.559	79.43	7.960	14:24:20.376	
2 -	<b>1:24.496</b>	<b>42.103</b>	<b>2:06.599 (1)</b>	<b>84.42</b>		<b>14:26:26.975</b>	
3 -	1:25.039	42.459	2:07.498 (2)	83.82	0.899	14:28:34.473	
4 -	1:25.667	42.490	2:08.157 (3)	83.39	1.558	14:30:42.630	
5 -	1:25.720	42.519	2:08.239	83.34	1.640	14:32:50.869	

P4		151 S		Nick SMITH		Kawasaki ZXR400 - Hi-Precision Engineering Ltd	
IDEAL LAP TIME : 2:08.926		BEST LAP TIME : 2:08.926		DIFFERENCE : 0.000			
LAP	SECTOR 1	SECTOR 2	LAP TIME	MPH	DIFF	TIME OF DAY	
1 -		43.379	2:16.375	78.37	7.449	14:24:22.192	
2 -	1:26.625	43.265	2:09.890 (3)	82.28	0.964	14:26:32.082	
3 -	1:27.194	43.532	2:10.726	81.75	1.800	14:28:42.808	
4 -	1:26.022	43.055	2:09.077 (2)	82.80	0.151	14:30:51.885	
5 -	<b>1:25.927</b>	<b>42.999</b>	<b>2:08.926 (1)</b>	<b>82.90</b>		<b>14:33:00.811</b>	

P5		16 S		Alan MAJOR		Kawasaki ZXR400 - Major Performance Developments	
IDEAL LAP TIME : 2:09.625		BEST LAP TIME : 2:09.625		DIFFERENCE : 0.000			
LAP	SECTOR 1	SECTOR 2	LAP TIME	MPH	DIFF	TIME OF DAY	
1 -		43.333	2:16.731	78.16	7.106	14:24:22.548	
2 -	1:27.107	43.152	2:10.259 (2)	82.05	0.634	14:26:32.807	
3 -	1:27.127	43.218	2:10.345 (3)	81.99	0.720	14:28:43.152	
4 -	<b>1:26.558</b>	<b>43.067</b>	<b>2:09.625 (1)</b>	<b>82.45</b>		<b>14:30:52.777</b>	
5 -	1:27.344	43.083	2:10.427	81.94	0.802	14:33:03.204	

P6		25 M		Haydon SMITH		Kawasaki ZXR400 - HI-Precision Engineering Ltd	
IDEAL LAP TIME : 2:09.716		BEST LAP TIME : 2:09.716		DIFFERENCE : 0.000			
LAP	SECTOR 1	SECTOR 2	LAP TIME	MPH	DIFF	TIME OF DAY	
1 -		43.368	2:15.867	78.66	6.151	14:24:21.684	
2 -	1:27.226	43.085	2:10.311 (3)	82.01	0.595	14:26:31.995	
3 -	1:26.909	43.159	2:10.068 (2)	82.17	0.352	14:28:42.063	
4 -	<b>1:26.797</b>	<b>42.919</b>	<b>2:09.716 (1)</b>	<b>82.39</b>		<b>14:30:51.779</b>	
5 -	1:29.398	43.332	2:12.730	80.52	3.014	14:33:04.509	

# BMCRC - MRO Championships 2023 - Rnd 7 @ Snetterton

## BMCRC Formula 400 & INTA Motorcycles Blue Haze GP 2-Stroke

### RACE 8 - SECTOR ANALYSIS



SECTOR 1 = FL to I1, SECTOR 2 = I1 to FL, DIFF = Difference To Personal Best Lap, P = Crossed Finish Line in Pit Lane, D = Time Disallowed

<b>P7 15 M Fred McMULLAN</b>		Kawasaki NINJA 400 - 3D Racing/Orwell Motorcycles ipswich				
IDEAL LAP TIME : 2:11.994		BEST LAP TIME : 2:12.392		DIFFERENCE : 0.398		
LAP	SECTOR 1	SECTOR 2	LAP TIME	MPH	DIFF	TIME OF DAY
1 -		44.668	2:21.892	75.32	9.500	14:24:27.709
2 -	1:29.896	43.784	2:13.680	79.95	1.288	14:26:41.389
3 -	1:29.127	43.631	2:12.758 (3)	80.50	0.366	14:28:54.147
4 -	<b>1:28.652</b>	43.866	2:12.518 (2)	80.65	0.126	14:31:06.665
5 -	1:29.050	<b>43.342</b>	<b>2:12.392 (1)</b>	<b>80.73</b>		<b>14:33:19.057</b>

<b>P8 95 S Greg MARSHALL</b>		Kawasaki NINJA 400 - EBCBrakes ,HELPerformance, R&G				
IDEAL LAP TIME : 2:13.245		BEST LAP TIME : 2:13.303		DIFFERENCE : 0.058		
LAP	SECTOR 1	SECTOR 2	LAP TIME	MPH	DIFF	TIME OF DAY
1 -		44.741	2:19.994	76.34	6.691	14:24:25.811
2 -	1:29.307	44.434	2:13.741	79.91	0.438	14:26:39.552
3 -	1:29.268	<b>44.035</b>	<b>2:13.303 (1)</b>	<b>80.17</b>		<b>14:28:52.855</b>
4 -	1:29.639	44.066	2:13.705 (3)	79.93	0.402	14:31:06.560
5 -	<b>1:29.210</b>	44.097	2:13.307 (2)	80.17	0.004	14:33:19.867

<b>P9 65 M Andrew MOXON</b>		Kawasaki ZXR 400 - Helix Homes Developments ltd				
IDEAL LAP TIME : 2:15.061		BEST LAP TIME : 2:15.451		DIFFERENCE : 0.390		
LAP	SECTOR 1	SECTOR 2	LAP TIME	MPH	DIFF	TIME OF DAY
1 -		<b>44.738</b>	2:22.070	75.23	6.619	14:24:27.887
2 -	1:30.531	45.876	2:16.407 (3)	78.35	0.956	14:26:44.294
3 -	1:31.600	45.794	2:17.394	77.79	1.943	14:29:01.688
4 -	<b>1:30.323</b>	45.128	<b>2:15.451 (1)</b>	<b>78.90</b>		<b>14:31:17.139</b>
5 -	1:30.879	44.774	2:15.653 (2)	78.78	0.202	14:33:32.792

<b>P10 152 S Sean GOLDSMITH</b>		Honda NC30 - Vanguard motorsport				
IDEAL LAP TIME : 2:16.052		BEST LAP TIME : 2:16.052		DIFFERENCE : 0.000		
LAP	SECTOR 1	SECTOR 2	LAP TIME	MPH	DIFF	TIME OF DAY
1 -		45.083	2:21.740	75.40	5.688	14:24:27.557
2 -	1:32.246	45.329	2:17.575	77.68	1.523	14:26:45.132
3 -	1:31.228	45.800	2:17.028 (2)	77.99	0.976	14:29:02.160
4 -	<b>1:31.119</b>	<b>44.933</b>	<b>2:16.052 (1)</b>	<b>78.55</b>		<b>14:31:18.212</b>
5 -	1:31.919	45.458	2:17.377 (3)	77.80	1.325	14:33:35.589

<b>P11 3 GP Tom BARRETT</b>		Honda RS250 -				
IDEAL LAP TIME : 2:13.031		BEST LAP TIME : 2:13.031		DIFFERENCE : 0.000		
LAP	SECTOR 1	SECTOR 2	LAP TIME	MPH	DIFF	TIME OF DAY
1 -		46.662	2:29.094	71.68	16.063	14:24:34.911
2 -	1:32.314	45.158	2:17.472	77.74	4.441	14:26:52.383
3 -	1:30.845	45.301	2:16.146 (3)	78.50	3.115	14:29:08.529
4 -	1:29.568	44.845	2:14.413 (2)	79.51	1.382	14:31:22.942
5 -	<b>1:28.823</b>	<b>44.208</b>	<b>2:13.031 (1)</b>	<b>80.34</b>		<b>14:33:35.973</b>

<b>P12 277 GP Richard HAYWARD</b>		Yamaha TZ250 - GForce/Hayward R Ltd/SnapOn				
IDEAL LAP TIME : 2:15.927		BEST LAP TIME : 2:16.341		DIFFERENCE : 0.414		
LAP	SECTOR 1	SECTOR 2	LAP TIME	MPH	DIFF	TIME OF DAY
1 -		47.305	2:32.227	70.21	15.886	14:24:38.044
2 -	1:32.891	45.816	2:18.707	77.05	2.366	14:26:56.751
3 -	1:31.617	<b>45.084</b>	2:16.701 (2)	78.18	0.360	14:29:13.452
4 -	1:31.794	45.103	2:16.897 (3)	78.07	0.556	14:31:30.349
5 -	<b>1:30.843</b>	45.498	<b>2:16.341 (1)</b>	<b>78.39</b>		<b>14:33:46.690</b>

# BMCRC - MRO Championships 2023 - Rnd 7 @ Snetterton

## BMCRC Formula 400 & INTA Motorcycles Blue Haze GP 2-Stroke

### RACE 8 - SECTOR ANALYSIS



SECTOR 1 = FL to I1, SECTOR 2 = I1 to FL, DIFF = Difference To Personal Best Lap, P = Crossed Finish Line in Pit Lane, D = Time Disallowed

P13 115 S/R		Jake DONKERSLEY		Honda VFR400 NC30 -		
IDEAL LAP TIME : 2:18.125		BEST LAP TIME : 2:18.125		DIFFERENCE : 0.000		
LAP	SECTOR 1	SECTOR 2	LAP TIME	MPH	DIFF	TIME OF DAY
1 -		47.305	2:29.342	71.56	11.217	14:24:35.159
2 -	1:34.235	46.649	2:20.884	75.86	2.759	14:26:56.043
3 -	1:32.831	45.901	2:18.732 (2)	77.04	0.607	14:29:14.775
4 -	1:33.256	46.551	2:19.807 (3)	76.44	1.682	14:31:34.582
5 -	<b>1:32.301</b>	<b>45.824</b>	<b>2:18.125 (1)</b>	<b>77.37</b>		<b>14:33:52.707</b>

P14 90 S		Steve RAPA		Honda RVF400 (BRUCE) - My Own Fair Hands		
IDEAL LAP TIME : 2:18.908		BEST LAP TIME : 2:20.074		DIFFERENCE : 1.166		
LAP	SECTOR 1	SECTOR 2	LAP TIME	MPH	DIFF	TIME OF DAY
1 -		46.554	2:26.057	73.17	5.983	14:24:31.874
2 -	1:33.560	46.863	2:20.423 (2)	76.11	0.349	14:26:52.297
3 -	1:34.356	47.026	2:21.382	75.59	1.308	14:29:13.679
4 -	1:34.181	<b>46.513</b>	2:20.694 (3)	75.96	0.620	14:31:34.373
5 -	<b>1:32.395</b>	47.679	<b>2:20.074 (1)</b>	<b>76.30</b>		<b>14:33:54.447</b>

P15 27 S/R		Lucian Silviu SINCA		Kawasaki ZX400R -		
IDEAL LAP TIME : 2:20.111		BEST LAP TIME : 2:20.111		DIFFERENCE : 0.000		
LAP	SECTOR 1	SECTOR 2	LAP TIME	MPH	DIFF	TIME OF DAY
1 -		46.862	2:28.026	72.20	7.915	14:24:33.843
2 -	1:34.833	46.867	2:21.700	75.42	1.589	14:26:55.543
3 -	1:34.866	46.609	2:21.475 (3)	75.54	1.364	14:29:17.018
4 -	<b>1:33.561</b>	<b>46.550</b>	<b>2:20.111 (1)</b>	<b>76.28</b>		<b>14:31:37.129</b>
5 -	1:33.941	46.607	2:20.548 (2)	76.04	0.437	14:33:57.677

P16 60 GP		Danny GOUGH		Yamaha TZ 250 - G Force Motorcycles		
IDEAL LAP TIME : 2:19.793		BEST LAP TIME : 2:20.250		DIFFERENCE : 0.457		
LAP	SECTOR 1	SECTOR 2	LAP TIME	MPH	DIFF	TIME OF DAY
1 -		47.105	2:30.125	71.19	9.875	14:24:35.942
2 -	1:33.486	47.356	2:20.842	75.88	0.592	14:26:56.784
3 -	1:33.896	46.921	2:20.817 (3)	75.90	0.567	14:29:17.601
4 -	1:33.770	<b>46.672</b>	2:20.442 (2)	76.10	0.192	14:31:38.043
5 -	<b>1:33.121</b>	47.129	<b>2:20.250 (1)</b>	<b>76.20</b>		<b>14:33:58.293</b>

P17 88 S/R		Florentin Valentin STANCIU		Kawasaki ZXR400 -		
IDEAL LAP TIME : 2:19.780		BEST LAP TIME : 2:20.188		DIFFERENCE : 0.408		
LAP	SECTOR 1	SECTOR 2	LAP TIME	MPH	DIFF	TIME OF DAY
1 -		47.207	2:28.537	71.95	8.349	14:24:34.354
2 -	1:34.391	48.157	2:22.548	74.97	2.360	14:26:56.902
3 -	1:34.711	<b>46.643</b>	2:21.354 (3)	75.61	1.166	14:29:18.256
4 -	1:33.940	46.654	2:20.594 (2)	76.02	0.406	14:31:38.850
5 -	<b>1:33.137</b>	47.051	<b>2:20.188 (1)</b>	<b>76.24</b>		<b>14:33:59.038</b>

P18 7 M		Roy DEWHURST		Kawasaki ZXR 400 - Dawn		
IDEAL LAP TIME : 2:21.816		BEST LAP TIME : 2:22.392		DIFFERENCE : 0.576		
LAP	SECTOR 1	SECTOR 2	LAP TIME	MPH	DIFF	TIME OF DAY
1 -		47.901	2:31.789	70.41	9.397	14:24:37.606
2 -	1:34.956	<b>47.436</b>	<b>2:22.392 (1)</b>	<b>75.06</b>		<b>14:26:59.998</b>
3 -	<b>1:34.380</b>	48.270	2:22.650 (2)	74.92	0.258	14:29:22.648
4 -	1:35.488	48.077	2:23.565	74.44	1.173	14:31:46.213
5 -	1:34.739	47.979	2:22.718 (3)	74.88	0.326	14:34:08.931

# BMCRC - MRO Championships 2023 - Rnd 7 @ Snetterton

## BMCRC Formula 400 & INTA Motorcycles Blue Haze GP 2-Stroke

### RACE 8 - SECTOR ANALYSIS



SECTOR 1 = FL to I1, SECTOR 2 = I1 to FL, DIFF = Difference To Personal Best Lap, P = Crossed Finish Line in Pit Lane, D = Time Disallowed

<b>P19 46 S/R Sam MASON</b>		Kawasaki ZXR400 -				
IDEAL LAP TIME : 2:22.962		BEST LAP TIME : 2:23.133				
		DIFFERENCE : 0.171				
LAP	SECTOR 1	SECTOR 2	LAP TIME	MPH	DIFF	TIME OF DAY
1 -		48.677	2:33.862	69.46	10.729	14:24:39.679
2 -	1:35.442	<b>47.691</b>	<b>2:23.133 (1)</b>	<b>74.67</b>		<b>14:27:02.812</b>
3 -	1:36.253	48.236	2:24.489	73.97	1.356	14:29:27.301
4 -	<b>1:35.271</b>	47.918	2:23.189 (2)	74.64	0.056	14:31:50.490
5 -	1:35.735	48.124	2:23.859 (3)	74.29	0.726	14:34:14.349

<b>P20 57 S/R John WILTON</b>		Kawasaki ZXR400 -				
IDEAL LAP TIME : 2:24.592		BEST LAP TIME : 2:24.735				
		DIFFERENCE : 0.143				
LAP	SECTOR 1	SECTOR 2	LAP TIME	MPH	DIFF	TIME OF DAY
1 -		<b>48.352</b>	2:32.085	70.27	7.350	14:24:37.902
2 -	1:37.216	48.964	2:26.180	73.11	1.445	14:27:04.082
3 -	1:36.837	48.789	2:25.626 (3)	73.39	0.891	14:29:29.708
4 -	<b>1:36.240</b>	48.572	2:24.812 (2)	73.80	0.077	14:31:54.520
5 -	1:36.272	48.463	<b>2:24.735 (1)</b>	<b>73.84</b>		<b>14:34:19.255</b>

<b>P21 101 S/R Francesco ROSSATO</b>		Kawasaki ZXR400 -				
IDEAL LAP TIME : 2:23.203		BEST LAP TIME : 2:24.726				
		DIFFERENCE : 1.523				
LAP	SECTOR 1	SECTOR 2	LAP TIME	MPH	DIFF	TIME OF DAY
1 -		<b>47.046</b>	2:28.636	71.90	3.910	14:24:34.453
2 -	1:49.857	49.430	2:39.287	67.09	14.561	14:27:13.740
3 -	1:37.083	48.002	2:25.085 (2)	73.66	0.359	14:29:38.825
4 -	<b>1:36.157</b>	48.569	<b>2:24.726 (1)</b>	<b>73.85</b>		<b>14:32:03.551</b>
5 -	1:36.655	48.448	2:25.103 (3)	73.65	0.377	14:34:28.654

<b>P22 52 GP Stephen BAYLEY</b>		Yamaha TZ 250 - Mander Organ Builders				
IDEAL LAP TIME : 2:25.354		BEST LAP TIME : 2:25.354				
		DIFFERENCE : 0.000				
LAP	SECTOR 1	SECTOR 2	LAP TIME	MPH	DIFF	TIME OF DAY
1 -		48.784	2:39.283	67.10	13.929	14:24:45.100
2 -	1:37.539	49.360	2:26.899 (2)	72.75	1.545	14:27:11.999
3 -	1:38.135	48.934	2:27.069 (3)	72.67	1.715	14:29:39.068
4 -	<b>1:36.913</b>	<b>48.441</b>	<b>2:25.354 (1)</b>	<b>73.53</b>		<b>14:32:04.422</b>
5 -	1:38.694	48.700	2:27.394	72.51	2.040	14:34:31.816

<b>P23 26 M Lydia THOMPSON</b>		Kawasaki ZXR400 -				
IDEAL LAP TIME : 2:26.004		BEST LAP TIME : 2:26.868				
		DIFFERENCE : 0.864				
LAP	SECTOR 1	SECTOR 2	LAP TIME	MPH	DIFF	TIME OF DAY
1 -		49.848	2:38.315	67.51	11.447	14:24:44.132
2 -	1:38.890	49.988	2:28.878 (3)	71.79	2.010	14:27:13.010
3 -	1:39.606	49.845	2:29.451	71.51	2.583	14:29:42.461
4 -	1:38.584	<b>48.284</b>	<b>2:26.868 (1)</b>	<b>72.77</b>		<b>14:32:09.329</b>
5 -	<b>1:37.720</b>	49.524	2:27.244 (2)	72.58	0.376	14:34:36.573

<b>P24 24 S Harley GODZISZ</b>		Honda NC30 - SonicRacing.co.uk				
IDEAL LAP TIME : 2:26.525		BEST LAP TIME : 2:26.701				
		DIFFERENCE : 0.176				
LAP	SECTOR 1	SECTOR 2	LAP TIME	MPH	DIFF	TIME OF DAY
1 -		49.176	2:39.116	67.17	12.415	14:24:44.933
2 -	1:39.389	49.817	2:29.206	71.63	2.505	14:27:14.139
3 -	1:39.078	49.592	2:28.670 (3)	71.89	1.969	14:29:42.809
4 -	1:38.826	<b>48.845</b>	2:27.671 (2)	72.37	0.970	14:32:10.480
5 -	<b>1:37.680</b>	49.021	<b>2:26.701 (1)</b>	<b>72.85</b>		<b>14:34:37.181</b>

# BMCRC - MRO Championships 2023 - Rnd 7 @ Snetterton

## BMCRC Formula 400 & INTA Motorcycles Blue Haze GP 2-Stroke

### RACE 8 - SECTOR ANALYSIS



SECTOR 1 = FL to I1, SECTOR 2 = I1 to FL, DIFF = Difference To Personal Best Lap, P = Crossed Finish Line in Pit Lane, D = Time Disallowed

P25 17 R		Freddie BATE		Kawasaki NINJA 300 - hartjay		
IDEAL LAP TIME : 2:29.630		BEST LAP TIME : 2:29.630		DIFFERENCE : 0.000		
LAP	SECTOR 1	SECTOR 2	LAP TIME	MPH	DIFF	TIME OF DAY
1 -		52.751	2:44.787	64.85	15.157	14:24:50.604
2 -	1:39.916	50.410	2:30.326 (3)	71.09	0.696	14:27:20.930
3 -	1:40.180	51.369	2:31.549	70.52	1.919	14:29:52.479
4 -	<b>1:39.661</b>	<b>49.969</b>	<b>2:29.630 (1)</b>	<b>71.43</b>		<b>14:32:22.109</b>
5 -	1:40.005	50.089	2:30.094 (2)	71.20	0.464	14:34:52.203

P26 400 M		Stuart THURTL		Kawasaki NINJA 400 - TeamTortoise Racing		
IDEAL LAP TIME : 2:29.660		BEST LAP TIME : 2:29.736		DIFFERENCE : 0.076		
LAP	SECTOR 1	SECTOR 2	LAP TIME	MPH	DIFF	TIME OF DAY
1 -		52.050	2:44.224	65.08	14.488	14:24:50.041
2 -	<b>1:39.694</b>	50.999	2:30.693 (2)	70.92	0.957	14:27:20.734
3 -	1:41.077	50.197	2:31.274	70.65	1.538	14:29:52.008
4 -	1:40.015	51.145	2:31.160 (3)	70.70	1.424	14:32:23.168
5 -	1:39.770	<b>49.966</b>	<b>2:29.736 (1)</b>	<b>71.37</b>		<b>14:34:52.904</b>

P27 42 S		Martin PEARSON		Yamaha TZR250 -		
IDEAL LAP TIME : 2:28.976		BEST LAP TIME : 2:29.670		DIFFERENCE : 0.694		
LAP	SECTOR 1	SECTOR 2	LAP TIME	MPH	DIFF	TIME OF DAY
1 -		52.733	2:44.829	64.84	15.159	14:24:50.646
2 -	1:42.269	50.678	2:32.947	69.88	3.277	14:27:23.593
3 -	1:39.985	<b>49.833</b>	2:29.818 (2)	71.34	0.148	14:29:53.411
4 -	1:39.719	49.951	<b>2:29.670 (1)</b>	<b>71.41</b>		<b>14:32:23.081</b>
5 -	<b>1:39.143</b>	50.764	2:29.907 (3)	71.29	0.237	14:34:52.988

P28 12 S/R		Kees RAMSEY		Kawasaki NINJA 400 -		
IDEAL LAP TIME : 2:31.651		BEST LAP TIME : 2:31.651		DIFFERENCE : 0.000		
LAP	SECTOR 1	SECTOR 2	LAP TIME	MPH	DIFF	TIME OF DAY
1 -		51.456	2:46.379	64.23	14.728	14:24:52.196
2 -	1:43.477	50.963	2:34.440	69.20	2.789	14:27:26.636
3 -	1:41.918	50.854	2:32.772 (3)	69.96	1.121	14:29:59.408
4 -	1:41.344	50.598	2:31.942 (2)	70.34	0.291	14:32:31.350
5 -	<b>1:41.238</b>	<b>50.413</b>	<b>2:31.651 (1)</b>	<b>70.47</b>		<b>14:35:03.001</b>

P29 911 M		Kian BUSA		Kawasaki 400 NINJA -		
IDEAL LAP TIME : 2:34.722		BEST LAP TIME : 2:34.959		DIFFERENCE : 0.237		
LAP	SECTOR 1	SECTOR 2	LAP TIME	MPH	DIFF	TIME OF DAY
1 -		52.839	2:44.336	65.03	9.377	14:24:50.153
2 -	1:44.714	52.880	2:37.594 (3)	67.82	2.635	14:27:27.747
3 -	<b>1:42.886</b>	52.073	<b>2:34.959 (1)</b>	<b>68.97</b>		<b>14:30:02.706</b>
4 -	1:43.201	<b>51.836</b>	2:35.037 (2)	68.93	0.078	14:32:37.743
5 -	1:44.925	53.700	2:38.625	67.37	3.666	14:35:16.368

P30 577 M		Richard BUCKHAM		Kawasaki NINJA 400 -		
IDEAL LAP TIME : 2:34.860		BEST LAP TIME : 2:35.106		DIFFERENCE : 0.246		
LAP	SECTOR 1	SECTOR 2	LAP TIME	MPH	DIFF	TIME OF DAY
1 -		<b>52.178</b>	2:45.636	64.52	10.530	14:24:51.453
2 -	1:44.081	53.321	2:37.402 (3)	67.90	2.296	14:27:28.855
3 -	1:42.975	52.515	2:35.490 (2)	68.73	0.384	14:30:04.345
4 -	<b>1:42.682</b>	52.424	<b>2:35.106 (1)</b>	<b>68.90</b>		<b>14:32:39.451</b>

# BMCRC - MRO Championships 2023 - Rnd 7 @ Snetterton

## BMCRC Formula 400 & INTA Motorcycles Blue Haze GP 2-Stroke

### RACE 8 - BEST SECTORS

SECTOR 1			SECTOR 2			IDEAL / BEST COMPARISON						
POS	NO	NAME	TIME	NO	NAME	TIME	POS	NO	NAME	IDEAL	BEST	DIFF
									<b>PERFECT LAP</b>	<b>2:04.449</b>		
1	6	SAWFORD	1:23.347	6	SAWFORD	41.102	1	6	SAWFORD	2:04.449	2:04.504	0.055
2	5	LEA	1:24.428	5	LEA	41.621	2	5	LEA	2:06.049	2:06.255	0.206
3	2	GILL	1:24.496	2	GILL	42.103	3	2	GILL	2:06.599	2:06.599	0.000
4	151	SMITH	1:25.927	25	SMITH	42.919	4	151	SMITH	2:08.926	2:08.926	0.000
5	16	MAJOR	1:26.558	151	SMITH	42.999	5	16	MAJOR	2:09.625	2:09.625	0.000
6	25	SMITH	1:26.797	16	MAJOR	43.067	6	25	SMITH	2:09.716	2:09.716	0.000
7	15	McMULLAN	1:28.652	15	McMULLAN	43.342	7	15	McMULLAN	2:11.994	2:12.392	0.398
8	3	BARRETT	1:28.823	95	MARSHALL	44.035	8	3	BARRETT	2:13.031	2:13.031	0.000
9	95	MARSHALL	1:29.210	3	BARRETT	44.208	9	95	MARSHALL	2:13.245	2:13.303	0.058
10	65	MOXON	1:30.323	65	MOXON	44.738	10	65	MOXON	2:15.061	2:15.451	0.390
11	277	HAYWARD	1:30.843	152	GOLDSMITH	44.933	11	277	HAYWARD	2:15.927	2:16.341	0.414
12	152	GOLDSMITH	1:31.119	277	HAYWARD	45.084	12	152	GOLDSMITH	2:16.052	2:16.052	0.000
13	115	DONKERSLEY	1:32.301	115	DONKERSLEY	45.824	13	115	DONKERSLEY	2:18.125	2:18.125	0.000
14	90	RAPA	1:32.395	90	RAPA	46.513	14	90	RAPA	2:18.908	2:20.074	1.166
15	60	GOUGH	1:33.121	27	SINCA	46.550	15	88	STANCIU	2:19.780	2:20.188	0.408
16	88	STANCIU	1:33.137	88	STANCIU	46.643	16	60	GOUGH	2:19.793	2:20.250	0.457
17	27	SINCA	1:33.561	60	GOUGH	46.672	17	27	SINCA	2:20.111	2:20.111	0.000
18	7	DEWHURST	1:34.380	101	ROSSATO	47.046	18	7	DEWHURST	2:21.816	2:22.392	0.576
19	46	MASON	1:35.271	7	DEWHURST	47.436	19	46	MASON	2:22.962	2:23.133	0.171
20	101	ROSSATO	1:36.157	46	MASON	47.691	20	101	ROSSATO	2:23.203	2:24.726	1.523
21	57	WILTON	1:36.240	26	THOMPSON	48.284	21	57	WILTON	2:24.592	2:24.735	0.143
22	52	BAYLEY	1:36.913	57	WILTON	48.352	22	52	BAYLEY	2:25.354	2:25.354	0.000
23	24	GODZISZ	1:37.680	52	BAYLEY	48.441	23	26	THOMPSON	2:26.004	2:26.868	0.864
24	26	THOMPSON	1:37.720	24	GODZISZ	48.845	24	24	GODZISZ	2:26.525	2:26.701	0.176
25	42	PEARSON	1:39.143	42	PEARSON	49.833	25	42	PEARSON	2:28.976	2:29.670	0.694
26	17	BATE	1:39.661	400	THURTL	49.966	26	17	BATE	2:29.630	2:29.630	0.000
27	400	THURTL	1:39.694	17	BATE	49.969	27	400	THURTL	2:29.660	2:29.736	0.076
28	12	RAMSEY	1:41.238	12	RAMSEY	50.413	28	12	RAMSEY	2:31.651	2:31.651	0.000
29	577	BUCKHAM	1:42.682	911	BUSA	51.836	29	911	BUSA	2:34.722	2:34.959	0.237
30	911	BUSA	1:42.886	577	BUCKHAM	52.178	30	577	BUCKHAM	2:34.860	2:35.106	0.246

# BMCRC - MRO Championships 2023 - Rnd 7 @ Snetterton

## BMCRC Formula 400 & INTA Motorcycles Blue Haze GP 2-Stroke

### RACE 8 - STATISTICS

**Competitors Started** 30  
**Planned Start** 2023-09-02 @ 14:20:00.000  
**Actual Start** 2023-09-02 @ 14:22:05.816  
**Finish Time** 2023-09-02 @ 14:32:38.303  
**Track Length** 2.9689mi.  
**Total Laps** 149  
**Total Distance Covered** 442.3678mi.

#### Session Fastest Lap History

NO	CL	NAME	LAP TIME	TIME OF DAY	LAP	VEHICLE
6	GP	Andrew SAWFORD	2:05.201	14:26:24.082	2	HONDA RS250R
6	GP	Andrew SAWFORD	2:04.740	14:28:28.823	3	HONDA RS250R
6	GP	Andrew SAWFORD	2:04.504	14:30:33.327	4	HONDA RS250R

#### Session Leader History

NO	CL	NAME	FROM LAP	LAPS LED	DISTANCE	VEHICLE
6	GP	Andrew SAWFORD	1	5	14.84 miles	HONDA RS250R

#### Flag History

TYPE	TIME OF DAY
GREEN	14:22:05.816
FINISH	14:32:38.303

#### Flag Statistics

TYPE	COUNT	TOTAL LAPS	TOTAL TIME
Green	1	5	13:25.379
Red	0	0	0.000
Safety Car	0	0	0.000
FCY	0	0	0.000



# BMCRC - MRO Championships 2023 - Rnd 7 @ Snetterton

## BMCRC Formula 400 & INTA Motorcycles Blue Haze GP 2-Stroke

### RACE 8 - STATISTICS

**CLASS : M**

9 Starters

#### Fastest Lap History

NO	NAME	LAP TIME	TIME OF DAY	LAP	VEHICLE
2	Andrew GILL	<b>2:06.599</b>	14:26:26.990	2	Kawasaki ZXR400

#### Leader History

NO	NAME	FROM LAP	LAPS LED	DISTANCE	VEHICLE
2	Andrew GILL	1	5	14.84 miles	Kawasaki ZXR400

# BMCRC - MRO Championships 2023 - Rnd 7 @ Snetterton

## BMCRC Formula 400 & INTA Motorcycles Blue Haze GP 2-Stroke

### RACE 8 - STATISTICS

**CLASS : R**

1 Starters

#### Fastest Lap History

NO	NAME	LAP TIME	TIME OF DAY	LAP	VEHICLE
17	Freddie BATE	<b>2:30.326</b>	14:27:20.954	2	Kawasaki NINJA 300
17	Freddie BATE	<b>2:29.630</b>	14:32:22.134	4	Kawasaki NINJA 300

#### Leader History

NO	NAME	FROM LAP	LAPS LED	DISTANCE	VEHICLE
17	Freddie BATE	1	5	14.84 miles	Kawasaki NINJA 300

# BMCRC - MRO Championships 2023 - Rnd 7 @ Snetterton

## BMCRC Formula 400 & INTA Motorcycles Blue Haze GP 2-Stroke

### RACE 8 - STATISTICS

**CLASS : S**

7 Starters

#### Fastest Lap History

NO	NAME	LAP TIME	TIME OF DAY	LAP	VEHICLE
151	Nick SMITH	<b>2:09.890</b>	14:26:32.086	2	Kawasaki ZXR400
151	Nick SMITH	<b>2:09.077</b>	14:30:51.889	4	Kawasaki ZXR400
151	Nick SMITH	<b>2:08.926</b>	14:33:00.816	5	Kawasaki ZXR400

#### Leader History

NO	NAME	FROM LAP	LAPS LED	DISTANCE	VEHICLE
151	Nick SMITH	1	5	14.84 miles	Kawasaki ZXR400

# BMCRC - MRO Championships 2023 - Rnd 7 @ Snetterton

## BMCRC Formula 400 & INTA Motorcycles Blue Haze GP 2-Stroke

### RACE 8 - STATISTICS

CLASS : S/R

7 Starters

#### Fastest Lap History

NO	NAME	LAP TIME	TIME OF DAY	LAP	VEHICLE
27	Lucian Silviu SINCA	<b>2:21.700</b>	14:26:55.549	2	Kawasaki ZX400R
115	Jake DONKERSLEY	<b>2:20.884</b>	14:26:56.080	2	Honda VFR400 NC30
115	Jake DONKERSLEY	<b>2:18.732</b>	14:29:14.811	3	Honda VFR400 NC30
115	Jake DONKERSLEY	<b>2:18.125</b>	14:33:52.744	5	Honda VFR400 NC30

#### Leader History

NO	NAME	FROM LAP	LAPS LED	DISTANCE	VEHICLE
27	Lucian Silviu SINCA	1	2	5.93 miles	Kawasaki ZX400R
115	Jake DONKERSLEY	3	3	8.90 miles	Honda VFR400 NC30

# BMCRC - MRO Championships 2023 - Rnd 7 @ Snetterton

## BMCRC Formula 400 & INTA Motorcycles Blue Haze GP 2-Stroke

### RACE 8 - STATISTICS

**CLASS : GP**

6 Starters

#### Fastest Lap History

NO	NAME	LAP TIME	TIME OF DAY	LAP	VEHICLE
6	Andrew SAWFORD	<b>2:05.201</b>	14:26:24.082	2	HONDA RS250R
6	Andrew SAWFORD	<b>2:04.740</b>	14:28:28.823	3	HONDA RS250R
6	Andrew SAWFORD	<b>2:04.504</b>	14:30:33.327	4	HONDA RS250R

#### Leader History

NO	NAME	FROM LAP	LAPS LED	DISTANCE	VEHICLE
6	Andrew SAWFORD	1	5	14.84 miles	HONDA RS250R

# BMCRC - MRO Championships 2023 - Rnd 7 @ Snetterton

## BMCRC Formula 400 & INTA Motorcycles Blue Haze GP 2-Stroke

### RACE 19 - GRID (5 Laps)

ROW 11		32	39	Aaron MONK	31	70	Andrew BURSCOUGH						
ROW 10	30	577	Richard BUCKHAM	2:35.106	29	911	Kian BUSA	2:34.959	28	12	Kees RAMSEY	2:31.651	
ROW 9		27	400	Stuart THURTLÉ	2:29.736	26	42	Martin PEARSON	2:29.670	25	17	Freddie BATE	2:29.630
ROW 8	24	26	Lydia THOMPSON	2:26.868	23	24	Harley GODZISZ	2:26.701	22	52	Stephen BAYLEY	2:25.354	
ROW 7		21	57	John WILTON	2:24.735	20	101	Francesco ROSSATO	2:24.726	19	46	Sam MASON	2:23.133
ROW 6	18	7	Roy DEWHURST	2:22.392	17	60	Danny GOUGH	2:20.250	16	88	Florentin Valentin STANCIU	2:20.188	
ROW 5		15	27	Lucian Silviu SINCA	2:20.111	14	90	Steve RAPA	2:20.074	13	115	Jake DONKERSLEY	2:18.125
ROW 4	12	277	Richard HAYWARD	2:16.341	11	152	Sean GOLDSMITH	2:16.052	10	65	Andrew MOXON	2:15.451	
ROW 3		9	95	Greg MARSHALL	2:13.303	8	3	Tom BARRETT	2:13.031	7	15	Fred McMULLAN	2:12.392
ROW 2	6	25	Haydon SMITH	2:09.716	5	16	Alan MAJOR	2:09.625	4	151	Nick SMITH	2:08.926	
ROW 1		3	2	Andrew GILL	2:06.599	2	5	John LEA	2:06.255	1	6	Andrew SAWFORD	2:04.504
<b>Pole</b>													

Snetterton 300: 2.9689 miles

These results are provisional until the conclusion of any judicial and technical matters.

Clerk Of Course :	Stewards :	Timekeeper : <i>Craig Smith</i>
-------------------	------------	------------------------------------

Results can be found at [www.tsl-timing.com](http://www.tsl-timing.com)

Printed - 14:37 Saturday, 02 September 2023



## BMCRC - MRO Championships 2023 - Rnd 7 @ Snetterton

### BMCRC Formula 400 & INTA Motorcycles Blue Haze GP 2-Stroke

### RACE 19 - CLASSIFICATION

POS	NO	CL	PIC NAME	ENTRY	LAPS	TIME	GAP	DIFF	MPH	BEST	ON
1	6	GP	1 Andrew SAWFORD	HONDA RS250R - ST NEOTS MOTORCYCLE CO L	5	10:32.247			84.52	2:04.428	3
2	5	GP	2 John LEA	Yamaha TZ 250 - P G & J Lea Plumbing & heating	5	10:42.845	10.598	10.598	83.13	2:06.874	3
3	2	M	1 Andrew GILL	Kawasaki ZXR400 -	5	10:48.588	16.341	5.743	82.39	2:08.006	5
4	25	M	2 Haydon SMITH	Kawasaki ZXR400 - HI-Precision Engineering Ltd	5	10:57.455	25.208	8.867	81.28	2:09.375	5
5	16	S	1 Alan MAJOR	Kawasaki ZXR400 - Major Performance Developmer	5	10:58.692	26.445	1.237	81.13	2:09.753	3
6	151*	S	2 Nick SMITH	Kawasaki ZXR400 - Hi-Precision Engineering Ltd	5	11:08.122	35.875	9.430	79.98	2:09.576	5
7	15	M	3 Fred McMULLAN	Kawasaki NINJA 400 - 3D Racing/Orwell Motorcycle:	5	11:11.383	39.136	3.261	79.59	2:12.628	2
8	95	S	3 Greg MARSHALL	Kawasaki NINJA 400 - EBCBrakes ,HELPerformance	5	11:11.430	39.183	0.047	79.59	2:12.875	3
9	277	GP	3 Richard HAYWARD	Yamaha TZ250 - GForce/Hayward R Ltd/SnapOn	5	11:23.685	51.438	12.255	78.16	2:13.878	5
10	3	GP	4 Tom BARRETT	Honda RS250 -	5	11:24.011	51.764	0.326	78.12	2:13.822	5
11	152	S	4 Sean GOLDSMITH	Honda NC30 - Vanguard motorsport	5	11:34.518	1:02.271	10.507	76.94	2:17.229	5
12	90	S	5 Steve RAPA	Honda RVF400 (BRUCE) - My Own Fair Hands	5	11:34.960	1:02.713	0.442	76.89	2:16.983	4
13	115	S/R	1 Jake DONKERSLEY	Honda VFR400 NC30 -	5	11:50.891	1:18.644	15.931	75.17	2:17.757	3
14	27	S/R	2 Lucian Silviu SINCA	Kawasaki ZX400R -	5	11:51.102	1:18.855	0.211	75.15	2:19.571	5
15	7	M	4 Roy DEWHURST	Kawasaki ZXR 400 - Dawn	5	11:53.950	1:21.703	2.848	74.85	2:20.366	5
16	101	S/R	3 Francesco ROSSATO	Kawasaki ZXR400 -	5	12:02.919	1:30.672	8.969	73.92	2:21.042	4
17	88	S/R	4 Florentin Valentin STANCIU	Kawasaki ZXR400 -	5	12:03.730	1:31.483	0.811	73.84	2:20.204	5
18	60	GP	5 Danny GOUGH	Yamaha TZ 250 - G Force Motorcycles	5	12:03.958	1:31.711	0.228	73.81	2:20.141	5
19	46	S/R	5 Sam MASON	Kawasaki ZXR400 -	5	12:05.525	1:33.278	1.567	73.65	2:21.899	5
20	57	S/R	6 John WILTON	Kawasaki ZXR400 -	5	12:06.819	1:34.572	1.294	73.52	2:21.660	4
21	24	S	6 Harley GODZISZ	Honda NC30 - SonicRacing.co.uk	5	12:08.288	1:36.041	1.469	73.37	2:22.205	4
22	52	GP	6 Stephen BAYLEY	Yamaha TZ 250 - Mander Organ Builders	5	12:36.618	2:04.371	28.330	70.63	2:25.360	5
23	17	R	1 Freddie BATE	Kawasaki NINJA 300 - hartjay	5	12:40.059	2:07.812	3.441	70.31	2:27.792	5
24	911	M	5 Kian BUSA	Kawasaki 400 NINJA -	5	13:02.736	2:30.489	22.677	68.27	2:34.906	2
25	577	M	6 Richard BUCKHAM	Kawasaki NINJA 400 -	5	13:03.239	2:30.992	0.503	68.22	2:34.210	3

#### NOT CLASSIFIED

DNF	65	M	Andrew MOXON	Kawasaki ZXR 400 - Helix Homes Developments ltd	1	2:20.664	4 Laps	4 Laps	75.98		
DNF	26	M	Lydia THOMPSON	Kawasaki ZXR400 -	1	2:38.186	4 Laps	17.522	67.56		

#### NOT STARTED

NS	400	M	Stuart THURTLLE	Kawasaki NINJA 400 - TeamTortoise Racing							
----	-----	---	-----------------	--	--	--	--	--	--	--	--

#### FASTEST LAP

6	GP	Andrew SAWFORD	HONDA RS250R - ST NEOTS MOTORCYCLE CO L	3	2:04.428	85.89 mph	138.23 kph
2	M	Andrew GILL	Kawasaki ZXR400 -	5	2:08.006	83.49 mph	134.37 kph
151	S	Nick SMITH	Kawasaki ZXR400 - Hi-Precision Engineering Ltd	5	2:09.576	82.48 mph	132.74 kph
115	S/R	Jake DONKERSLEY	Honda VFR400 NC30 -	3	2:17.757	77.58 mph	124.86 kph
17	R	Freddie BATE	Kawasaki NINJA 300 - hartjay	5	2:27.792	72.31 mph	116.38 kph

\* Bike 151 - 10 second penalty - jump start  
 Class GP - 92.5% of Race Speed = 78.18 mph  
 Class M - 92.5% of Race Speed = 76.21 mph  
 Class S - 92.5% of Race Speed = 75.04 mph  
 Class S/R - 92.5% of Race Speed = 69.53 mph  
 Class R - 92.5% of Race Speed = 65.03 mph

Weather / Track : Cloudy / Dry

These results are provisional until the conclusion of any judicial and technical matters.

Race Distance: 5 Laps / 14.84 miles

Snetterton 300: 2.9689 miles

Date: 02/09/2023 Start: 17:44 Finish: 17:55

Clerk Of Course :

Stewards :

Timekeeper :

*Craig Smith*

Results can be found at [www.tsl-timing.com](http://www.tsl-timing.com)

Printed - 17:58 Saturday, 02 September 2023

# BMCRC - MRO Championships 2023 - Rnd 7 @ Snetterton

## BMCRC Formula 400 & INTA Motorcycles Blue Haze GP 2-Stroke

### RACE 19 - LAP CHART

LAP 1 @ 17:47:04.010			LAP 2 @ 17:49:09.338			LAP 3 @ 17:51:13.766			LAP 4 @ 17:53:18.717			LAP 5 @ 17:55:23.294		
NO	BEHIND	LAP TIME	NO	BEHIND	LAP TIME	NO	BEHIND	LAP TIME	NO	BEHIND	LAP TIME	NO	BEHIND	LAP TIME
6		2:12.963	6		2:05.328	6		2:04.428	6		2:04.951	6		2:04.577
5	0.911	2:13.874	5	2.915	2:07.332	5	5.361	2:06.874	5	7.454	2:07.044	5	10.598	2:07.721
2	1.895	2:14.858	2	5.247	2:08.680	2	9.328	2:08.509	2	12.912	2:08.535	2	16.341	2:08.006
151	3.516	2:16.479	25	9.109	2:10.897	151	15.478	2:10.324	25	20.410	2:09.732	25	25.208	2:09.375
25	3.540	2:16.503	151	9.582	2:11.394	25	15.629	2:10.948	16	20.657	2:09.897	151	25.875	2:09.576
16	4.061	2:17.024	16	10.386	2:11.653	16	15.711	2:09.753	151	20.876	2:10.349	16	26.445	2:10.365
95	5.870	2:18.833	15	13.325	2:12.628	95	21.903	2:12.875	15	30.158	2:12.967	15	39.136	2:13.555
15	6.025	2:18.988	95	13.456	2:12.914	15	22.142	2:13.245	95	30.212	2:13.260	95	39.183	2:13.548
65	7.701	2:20.664	277	20.784	2:15.491	3	32.457	2:14.804	3	42.519	2:15.013	277	51.438	2:13.378
277	10.621	2:23.584	3	22.081	2:16.042	277	32.637	2:16.281	277	42.637	2:14.951	3	51.764	2:13.822
152	10.699	2:23.662	152	23.612	2:18.241	152	36.765	2:17.581	152	49.619	2:17.805	152	1:02.271	2:17.229
3	11.367	2:24.330	90	24.695	2:17.960	90	38.157	2:17.890	90	50.189	2:16.983	90	1:02.713	2:17.101
90	12.063	2:25.026	27	31.907	2:21.799	27	49.236	2:21.757	27	1:03.861	2:19.576	115	1:18.644	2:18.972
27	15.436	2:28.399	7	32.288	2:22.037	115	49.372	2:17.757	115	1:04.249	2:19.828	27	1:18.855	2:19.571
7	15.579	2:28.542	115	36.043	2:21.389	7	50.382	2:22.522	7	1:05.914	2:20.483	7	1:21.703	2:20.366
88	19.638	2:32.601	88	39.176	2:24.866	88	57.819	2:23.071	101	1:14.176	2:21.042	101	1:30.672	2:21.073
115	19.982	2:32.945	101	39.210	2:23.580	101	58.085	2:23.303	88	1:15.856	2:22.988	88	1:31.483	2:20.204
60	20.123	2:33.086	46	39.695	2:23.259	46	58.696	2:23.429	46	1:15.956	2:22.211	60	1:31.711	2:20.141
101	20.958	2:33.921	60	40.528	2:25.733	60	59.150	2:23.050	60	1:16.147	2:21.948	46	1:33.278	2:21.899
46	21.764	2:34.727	57	41.309	2:23.999	57	1:00.283	2:23.402	57	1:16.992	2:21.660	57	1:34.572	2:22.157
57	22.638	2:35.601	24	41.792	2:24.052	24	1:00.945	2:23.581	24	1:18.199	2:22.205	24	1:36.041	2:22.419
24	23.068	2:36.031	17	51.718	2:30.159	17	1:17.655	2:30.365	52	1:43.588	2:30.000	52	2:04.371	2:25.360
26	25.223	2:38.186	52	52.390	2:30.161	52	1:18.539	2:30.577	17	1:44.597	2:31.893	17	2:07.812	2:27.792
17	26.887	2:39.850	911	59.192	2:34.906	911	1:29.866	2:35.102	911	1:59.984	2:35.069	911	2:30.489	2:35.082
52	27.557	2:40.520	577	1:01.487	2:34.811	577	1:31.269	2:34.210	577	2:00.837	2:34.519	577	2:30.992	2:34.732
911	29.614	2:42.577												
577	32.004	2:44.967												



# BMCRC - MRO Championships 2023 - Rnd 7 @ Snetterton

## BMCRC Formula 400 & INTA Motorcycles Blue Haze GP 2-Stroke

### RACE 19 - POSITION CHART

No	Name	Lap	1	2	3	4	5
		Pos					
6	SAWFORD	1	6	6	6	6	6
5	LEA	2	5	5	5	5	5
2	GILL	3	2	2	2	2	2
151	SMITH	4	151	25	151	25	25
16	MAJOR	5	25	151	25	16	151
25	SMITH	6	16	16	16	151	16
15	McMULLAN	7	95	15	95	15	15
3	BARRETT	8	15	95	15	95	95
95	MARSHALL	9	65	277	3	3	277
65	MOXON	10	277	3	277	277	3
152	GOLDSMITH	11	152	152	152	152	152
277	HAYWARD	12	3	90	90	90	90
115	DONKERSLEY	13	90	27	27	27	115
90	RAPA	14	27	7	115	115	27
27	SINCA	15	7	115	7	7	7
88	STANCIU	16	88	88	88	101	101
60	GOUGH	17	115	101	101	88	88
7	DEWHURST	18	60	46	46	46	60
46	MASON	19	101	60	60	60	46
101	ROSSATO	20	46	57	57	57	57
57	WILTON	21	57	24	24	24	24
52	BAYLEY	22	24	17	17	52	52
24	GODZISZ	23	26	52	52	17	17
26	THOMPSON	24	17	911	911	911	911
17	BATE	25	52	577	577	577	577
400	THURTLIE	26	911				
911	BUSA	27	577				
577	BUCKHAM	28					

# BMCRC - MRO Championships 2023 - Rnd 7 @ Snetterton

## BMCRC Formula 400 & INTA Motorcycles Blue Haze GP 2-Stroke

### RACE 19 - SECTOR ANALYSIS



SECTOR 1 = FL to I1, SECTOR 2 = I1 to FL, DIFF = Difference To Personal Best Lap, P = Crossed Finish Line in Pit Lane, D = Time Disallowed

P1		6 GP		Andrew SAWFORD		HONDA RS250R - ST NEOTS MOTORCYCLE CO LTD	
IDEAL LAP TIME : 2:04.290		BEST LAP TIME : 2:04.428		DIFFERENCE : 0.138			
LAP	SECTOR 1	SECTOR 2	LAP TIME	MPH	DIFF	TIME OF DAY	
1 -		41.727	2:12.963	80.38	8.535	17:47:04.010	
2 -	1:24.143	<b>41.185</b>	2:05.328	85.28	0.900	17:49:09.338	
3 -	<b>1:23.105</b>	41.323	<b>2:04.428 (1)</b>	<b>85.89</b>		<b>17:51:13.766</b>	
4 -	1:23.674	41.277	2:04.951 (3)	85.53	0.523	17:53:18.717	
5 -	1:23.297	41.280	2:04.577 (2)	85.79	0.149	17:55:23.294	

P2		5 GP		John LEA		Yamaha TZ 250 - P G & J Lea Plumbing & heating	
IDEAL LAP TIME : 2:06.874		BEST LAP TIME : 2:06.874		DIFFERENCE : 0.000			
LAP	SECTOR 1	SECTOR 2	LAP TIME	MPH	DIFF	TIME OF DAY	
1 -		42.613	2:13.874	79.83	7.000	17:47:04.921	
2 -	1:25.461	41.871	2:07.332 (3)	83.93	0.458	17:49:12.253	
3 -	<b>1:25.238</b>	<b>41.636</b>	<b>2:06.874 (1)</b>	<b>84.24</b>		<b>17:51:19.127</b>	
4 -	1:25.260	41.784	2:07.044 (2)	84.12	0.170	17:53:26.171	
5 -	1:25.708	42.013	2:07.721	83.68	0.847	17:55:33.892	

P3		2 M		Andrew GILL		Kawasaki ZXR400 -	
IDEAL LAP TIME : 2:07.986		BEST LAP TIME : 2:08.006		DIFFERENCE : 0.020			
LAP	SECTOR 1	SECTOR 2	LAP TIME	MPH	DIFF	TIME OF DAY	
1 -		42.815	2:14.858	79.25	6.852	17:47:05.905	
2 -	1:25.969	42.711	2:08.680	83.05	0.674	17:49:14.585	
3 -	1:25.978	<b>42.531</b>	2:08.509 (2)	83.16	0.503	17:51:23.094	
4 -	1:26.000	42.535	2:08.535 (3)	83.15	0.529	17:53:31.629	
5 -	<b>1:25.455</b>	42.551	<b>2:08.006 (1)</b>	<b>83.49</b>		<b>17:55:39.635</b>	

P4		25 M		Haydon SMITH		Kawasaki ZXR400 - HI-Precision Engineering Ltd	
IDEAL LAP TIME : 2:09.259		BEST LAP TIME : 2:09.375		DIFFERENCE : 0.116			
LAP	SECTOR 1	SECTOR 2	LAP TIME	MPH	DIFF	TIME OF DAY	
1 -		43.759	2:16.503	78.29	7.128	17:47:07.550	
2 -	1:27.233	43.664	2:10.897 (3)	81.65	1.522	17:49:18.447	
3 -	1:27.462	43.486	2:10.948	81.62	1.573	17:51:29.395	
4 -	<b>1:26.294</b>	43.438	2:09.732 (2)	82.38	0.357	17:53:39.127	
5 -	1:26.410	<b>42.965</b>	<b>2:09.375 (1)</b>	<b>82.61</b>		<b>17:55:48.502</b>	

P5		16 S		Alan MAJOR		Kawasaki ZXR400 - Major Performance Developments	
IDEAL LAP TIME : 2:09.075		BEST LAP TIME : 2:09.753		DIFFERENCE : 0.678			
LAP	SECTOR 1	SECTOR 2	LAP TIME	MPH	DIFF	TIME OF DAY	
1 -		<b>42.707</b>	2:17.024	78.00	7.271	17:47:08.071	
2 -	1:27.343	44.310	2:11.653	81.18	1.900	17:49:19.724	
3 -	1:26.493	43.260	<b>2:09.753 (1)</b>	<b>82.37</b>		<b>17:51:29.477</b>	
4 -	<b>1:26.368</b>	43.529	2:09.897 (2)	82.28	0.144	17:53:39.374	
5 -	1:26.636	43.729	2:10.365 (3)	81.98	0.612	17:55:49.739	

P6		151 S		Nick SMITH		Kawasaki ZXR400 - Hi-Precision Engineering Ltd	
IDEAL LAP TIME : 2:09.530		BEST LAP TIME : 2:09.576		DIFFERENCE : 0.046			
LAP	SECTOR 1	SECTOR 2	LAP TIME	MPH	DIFF	TIME OF DAY	
1 -		43.333	2:16.479	78.31	6.903	17:47:07.526	
2 -	1:27.561	43.833	2:11.394	81.34	1.818	17:49:18.920	
3 -	1:27.021	43.303	2:10.324 (2)	82.01	0.748	17:51:29.244	
4 -	1:27.142	<b>43.207</b>	2:10.349 (3)	81.99	0.773	17:53:39.593	
5 -	<b>1:26.323</b>	43.253	<b>2:09.576 (1)</b>	<b>82.48</b>		<b>17:55:49.169</b>	

# BMCRC - MRO Championships 2023 - Rnd 7 @ Snetterton

## BMCRC Formula 400 & INTA Motorcycles Blue Haze GP 2-Stroke

### RACE 19 - SECTOR ANALYSIS



SECTOR 1 = FL to I1, SECTOR 2 = I1 to FL, DIFF = Difference To Personal Best Lap, P = Crossed Finish Line in Pit Lane, D = Time Disallowed

P7 15 M		Fred McMULLAN		Kawasaki NINJA 400 - 3D Racing/Orwell Motorcycles ipswich		
IDEAL LAP TIME : 2:12.628		BEST LAP TIME : 2:12.628		DIFFERENCE : 0.000		
LAP	SECTOR 1	SECTOR 2	LAP TIME	MPH	DIFF	TIME OF DAY
1 -		43.833	2:18.988	76.89	6.360	17:47:10.035
2 -	<b>1:29.066</b>	<b>43.562</b>	<b>2:12.628 (1)</b>	<b>80.58</b>		<b>17:49:22.663</b>
3 -	1:29.108	44.137	2:13.245 (3)	80.21	0.617	17:51:35.908
4 -	1:29.172	43.795	2:12.967 (2)	80.38	0.339	17:53:48.875
5 -	1:29.520	44.035	2:13.555	80.02	0.927	17:56:02.430

P8 95 S		Greg MARSHALL		Kawasaki NINJA 400 - EBCBrakes ,HELPerformance, R&G		
IDEAL LAP TIME : 2:12.676		BEST LAP TIME : 2:12.875		DIFFERENCE : 0.199		
LAP	SECTOR 1	SECTOR 2	LAP TIME	MPH	DIFF	TIME OF DAY
1 -		43.889	2:18.833	76.98	5.958	17:47:09.880
2 -	1:29.217	<b>43.697</b>	2:12.914 (2)	80.41	0.039	17:49:22.794
3 -	<b>1:28.979</b>	43.896	<b>2:12.875 (1)</b>	<b>80.43</b>		<b>17:51:35.669</b>
4 -	1:29.323	43.937	2:13.260 (3)	80.20	0.385	17:53:48.929
5 -	1:29.480	44.068	2:13.548	80.03	0.673	17:56:02.477

P9 277 GP		Richard HAYWARD		Yamaha TZ250 - GForce/Hayward R Ltd/SnapOn		
IDEAL LAP TIME : 2:13.220		BEST LAP TIME : 2:13.378		DIFFERENCE : 0.158		
LAP	SECTOR 1	SECTOR 2	LAP TIME	MPH	DIFF	TIME OF DAY
1 -		<b>44.811</b>	2:23.584	74.43	10.206	17:47:14.631
2 -	1:30.250	45.241	2:15.491 (3)	78.88	2.113	17:49:30.122
3 -	1:30.932	45.349	2:16.281	78.42	2.903	17:51:46.403
4 -	1:29.115	45.836	2:14.951 (2)	79.19	1.573	17:54:01.354
5 -	<b>1:28.409</b>	44.969	<b>2:13.378 (1)</b>	<b>80.13</b>		<b>17:56:14.732</b>

P10 3 GP		Tom BARRETT		Honda RS250 -		
IDEAL LAP TIME : 2:13.375		BEST LAP TIME : 2:13.822		DIFFERENCE : 0.447		
LAP	SECTOR 1	SECTOR 2	LAP TIME	MPH	DIFF	TIME OF DAY
1 -		45.144	2:24.330	74.05	10.508	17:47:15.377
2 -	1:29.766	46.276	2:16.042	78.56	2.220	17:49:31.419
3 -	1:29.854	44.950	2:14.804 (2)	79.28	0.982	17:51:46.223
4 -	<b>1:29.214</b>	45.799	2:15.013 (3)	79.16	1.191	17:54:01.236
5 -	1:29.661	<b>44.161</b>	<b>2:13.822 (1)</b>	<b>79.86</b>		<b>17:56:15.058</b>

P11 152 S		Sean GOLDSMITH		Honda NC30 - Vanguard motorsport		
IDEAL LAP TIME : 2:16.697		BEST LAP TIME : 2:17.229		DIFFERENCE : 0.532		
LAP	SECTOR 1	SECTOR 2	LAP TIME	MPH	DIFF	TIME OF DAY
1 -		<b>45.408</b>	2:23.662	74.39	6.433	17:47:14.709
2 -	1:32.188	46.053	2:18.241	77.31	1.012	17:49:32.950
3 -	1:31.969	45.612	2:17.581 (2)	77.68	0.352	17:51:50.531
4 -	1:31.982	45.823	2:17.805 (3)	77.55	0.576	17:54:08.336
5 -	<b>1:31.289</b>	45.940	<b>2:17.229 (1)</b>	<b>77.88</b>		<b>17:56:25.565</b>

P12 90 S		Steve RAPA		Honda RVF400 (BRUCE) - My Own Fair Hands		
IDEAL LAP TIME : 2:16.716		BEST LAP TIME : 2:16.983		DIFFERENCE : 0.267		
LAP	SECTOR 1	SECTOR 2	LAP TIME	MPH	DIFF	TIME OF DAY
1 -		45.443	2:25.026	73.69	8.043	17:47:16.073
2 -	1:32.027	45.933	2:17.960	77.47	0.977	17:49:34.033
3 -	1:32.279	45.611	2:17.890 (3)	77.51	0.907	17:51:51.923
4 -	<b>1:31.485</b>	45.498	<b>2:16.983 (1)</b>	<b>78.02</b>		<b>17:54:08.906</b>
5 -	1:31.870	<b>45.231</b>	2:17.101 (2)	77.95	0.118	17:56:26.007

# BMCRC - MRO Championships 2023 - Rnd 7 @ Snetterton

## BMCRC Formula 400 & INTA Motorcycles Blue Haze GP 2-Stroke

### RACE 19 - SECTOR ANALYSIS



SECTOR 1 = FL to I1, SECTOR 2 = I1 to FL, DIFF = Difference To Personal Best Lap, P = Crossed Finish Line in Pit Lane, D = Time Disallowed

P13 115 S/R		Jake DONKERSLEY		Honda VFR400 NC30 -		
IDEAL LAP TIME : 2:17.013		BEST LAP TIME : 2:17.757		DIFFERENCE : 0.744		
LAP	SECTOR 1	SECTOR 2	LAP TIME	MPH	DIFF	TIME OF DAY
1 -		48.153	2:32.945	69.88	15.188	17:47:23.992
2 -	1:35.905	<b>45.484</b>	2:21.389	75.59	3.632	17:49:45.381
3 -	<b>1:31.529</b>	46.228	<b>2:17.757 (1)</b>	<b>77.58</b>		<b>17:52:03.138</b>
4 -	1:33.394	46.434	2:19.828 (3)	76.43	2.071	17:54:22.966
5 -	1:32.462	46.510	2:18.972 (2)	76.90	1.215	17:56:41.938

P14 27 S/R		Lucian Silviu SINCA		Kawasaki ZX400R -		
IDEAL LAP TIME : 2:19.371		BEST LAP TIME : 2:19.571		DIFFERENCE : 0.200		
LAP	SECTOR 1	SECTOR 2	LAP TIME	MPH	DIFF	TIME OF DAY
1 -		47.206	2:28.399	72.02	8.828	17:47:19.446
2 -	1:34.172	47.627	2:21.799	75.37	2.228	17:49:41.245
3 -	1:34.127	47.630	2:21.757 (3)	75.39	2.186	17:52:03.002
4 -	1:33.021	<b>46.555</b>	2:19.576 (2)	76.57	0.005	17:54:22.578
5 -	<b>1:32.816</b>	46.755	<b>2:19.571 (1)</b>	<b>76.57</b>		<b>17:56:42.149</b>

P15 7 M		Roy DEWHURST		Kawasaki ZXR 400 - Dawn		
IDEAL LAP TIME : 2:20.356		BEST LAP TIME : 2:20.366		DIFFERENCE : 0.010		
LAP	SECTOR 1	SECTOR 2	LAP TIME	MPH	DIFF	TIME OF DAY
1 -		46.747	2:28.542	71.95	8.176	17:47:19.589
2 -	1:34.542	47.495	2:22.037 (3)	75.24	1.671	17:49:41.626
3 -	1:35.118	47.404	2:22.522	74.99	2.156	17:52:04.148
4 -	<b>1:33.653</b>	46.830	2:20.483 (2)	76.08	0.117	17:54:24.631
5 -	1:33.663	<b>46.703</b>	<b>2:20.366 (1)</b>	<b>76.14</b>		<b>17:56:44.997</b>

P16 101 S/R		Francesco ROSSATO		Kawasaki ZXR400 -		
IDEAL LAP TIME : 2:21.033		BEST LAP TIME : 2:21.042		DIFFERENCE : 0.009		
LAP	SECTOR 1	SECTOR 2	LAP TIME	MPH	DIFF	TIME OF DAY
1 -		47.689	2:33.921	69.43	12.879	17:47:24.968
2 -	1:35.567	48.013	2:23.580	74.43	2.538	17:49:48.548
3 -	1:36.070	47.233	2:23.303 (3)	74.58	2.261	17:52:11.851
4 -	1:34.144	<b>46.898</b>	<b>2:21.042 (1)</b>	<b>75.77</b>		<b>17:54:32.893</b>
5 -	<b>1:34.135</b>	46.938	2:21.073 (2)	75.76	0.031	17:56:53.966

P17 88 S/R		Florentin Valentin STANCIU		Kawasaki ZXR400 -		
IDEAL LAP TIME : 2:20.204		BEST LAP TIME : 2:20.204		DIFFERENCE : 0.000		
LAP	SECTOR 1	SECTOR 2	LAP TIME	MPH	DIFF	TIME OF DAY
1 -		48.324	2:32.601	70.03	12.397	17:47:23.648
2 -	1:36.216	48.650	2:24.866	73.77	4.662	17:49:48.514
3 -	1:35.920	47.151	2:23.071 (3)	74.70	2.867	17:52:11.585
4 -	1:34.269	48.719	2:22.988 (2)	74.74	2.784	17:54:34.573
5 -	<b>1:33.055</b>	<b>47.149</b>	<b>2:20.204 (1)</b>	<b>76.23</b>		<b>17:56:54.777</b>

P18 60 GP		Danny GOUGH		Yamaha TZ 250 - G Force Motorcycles		
IDEAL LAP TIME : 2:20.141		BEST LAP TIME : 2:20.141		DIFFERENCE : 0.000		
LAP	SECTOR 1	SECTOR 2	LAP TIME	MPH	DIFF	TIME OF DAY
1 -		47.803	2:33.086	69.81	12.945	17:47:24.133
2 -	1:36.938	48.795	2:25.733	73.34	5.592	17:49:49.866
3 -	1:35.935	47.115	2:23.050 (3)	74.71	2.909	17:52:12.916
4 -	1:34.654	47.294	2:21.948 (2)	75.29	1.807	17:54:34.864
5 -	<b>1:33.832</b>	<b>46.309</b>	<b>2:20.141 (1)</b>	<b>76.26</b>		<b>17:56:55.005</b>

# BMCRC - MRO Championships 2023 - Rnd 7 @ Snetterton

## BMCRC Formula 400 & INTA Motorcycles Blue Haze GP 2-Stroke

### RACE 19 - SECTOR ANALYSIS



SECTOR 1 = FL to I1, SECTOR 2 = I1 to FL, DIFF = Difference To Personal Best Lap, P = Crossed Finish Line in Pit Lane, D = Time Disallowed

P19 46 S/R		Sam MASON		Kawasaki ZXR400 -		
IDEAL LAP TIME : 2:21.646		BEST LAP TIME : 2:21.899		DIFFERENCE : 0.253		
LAP	SECTOR 1	SECTOR 2	LAP TIME	MPH	DIFF	TIME OF DAY
1 -		48.157	2:34.727	69.07	12.828	17:47:25.774
2 -	1:35.321	47.938	2:23.259 (3)	74.60	1.360	17:49:49.033
3 -	1:36.162	<b>47.267</b>	2:23.429	74.51	1.530	17:52:12.462
4 -	1:34.526	47.685	2:22.211 (2)	75.15	0.312	17:54:34.673
5 -	<b>1:34.379</b>	47.520	<b>2:21.899 (1)</b>	<b>75.32</b>		<b>17:56:56.572</b>

P20 57 S/R		John WILTON		Kawasaki ZXR400 -		
IDEAL LAP TIME : 2:21.507		BEST LAP TIME : 2:21.660		DIFFERENCE : 0.153		
LAP	SECTOR 1	SECTOR 2	LAP TIME	MPH	DIFF	TIME OF DAY
1 -		48.590	2:35.601	68.68	13.941	17:47:26.648
2 -	1:35.748	48.251	2:23.999	74.22	2.339	17:49:50.647
3 -	1:36.054	<b>47.348</b>	2:23.402 (3)	74.53	1.742	17:52:14.049
4 -	1:34.275	47.385	<b>2:21.660 (1)</b>	<b>75.44</b>		<b>17:54:35.709</b>
5 -	<b>1:34.159</b>	47.998	2:22.157 (2)	75.18	0.497	17:56:57.866

P21 24 S		Harley GODZISZ		Honda NC30 - SonicRacing.co.uk		
IDEAL LAP TIME : 2:21.943		BEST LAP TIME : 2:22.205		DIFFERENCE : 0.262		
LAP	SECTOR 1	SECTOR 2	LAP TIME	MPH	DIFF	TIME OF DAY
1 -		47.895	2:36.031	68.49	13.826	17:47:27.078
2 -	1:36.359	47.693	2:24.052	74.19	1.847	17:49:51.130
3 -	1:36.560	47.021	2:23.581 (3)	74.43	1.376	17:52:14.711
4 -	1:35.298	<b>46.907</b>	<b>2:22.205 (1)</b>	<b>75.15</b>		<b>17:54:36.916</b>
5 -	<b>1:35.036</b>	47.383	2:22.419 (2)	75.04	0.214	17:56:59.335

P22 52 GP		Stephen BAYLEY		Yamaha TZ 250 - Mander Organ Builders		
IDEAL LAP TIME : 2:25.360		BEST LAP TIME : 2:25.360		DIFFERENCE : 0.000		
LAP	SECTOR 1	SECTOR 2	LAP TIME	MPH	DIFF	TIME OF DAY
1 -		49.964	2:40.520	66.58	15.160	17:47:31.567
2 -	1:40.009	50.152	2:30.161 (3)	71.17	4.801	17:50:01.728
3 -	1:40.414	50.163	2:30.577	70.98	5.217	17:52:32.305
4 -	1:40.619	49.381	2:30.000 (2)	71.25	4.640	17:55:02.305
5 -	<b>1:36.846</b>	<b>48.514</b>	<b>2:25.360 (1)</b>	<b>73.52</b>		<b>17:57:27.665</b>

P23 17 R		Freddie BATE		Kawasaki NINJA 300 - hartjay		
IDEAL LAP TIME : 2:27.792		BEST LAP TIME : 2:27.792		DIFFERENCE : 0.000		
LAP	SECTOR 1	SECTOR 2	LAP TIME	MPH	DIFF	TIME OF DAY
1 -		49.367	2:39.850	66.86	12.058	17:47:30.897
2 -	1:40.351	49.808	2:30.159 (2)	71.17	2.367	17:50:01.056
3 -	1:39.639	50.726	2:30.365 (3)	71.08	2.573	17:52:31.421
4 -	1:41.756	50.137	2:31.893	70.36	4.101	17:55:03.314
5 -	<b>1:38.643</b>	<b>49.149</b>	<b>2:27.792 (1)</b>	<b>72.31</b>		<b>17:57:31.106</b>

P24 911 M		Kian BUSA		Kawasaki 400 NINJA -		
IDEAL LAP TIME : 2:34.550		BEST LAP TIME : 2:34.906		DIFFERENCE : 0.356		
LAP	SECTOR 1	SECTOR 2	LAP TIME	MPH	DIFF	TIME OF DAY
1 -		<b>51.634</b>	2:42.577	65.74	7.671	17:47:33.624
2 -	<b>1:42.916</b>	51.990	<b>2:34.906 (1)</b>	<b>68.99</b>		<b>17:50:08.530</b>
3 -	1:42.976	52.126	2:35.102	68.91	0.196	17:52:43.632
4 -	1:42.962	52.107	2:35.069 (2)	68.92	0.163	17:55:18.701
5 -	1:42.941	52.141	2:35.082 (3)	68.91	0.176	17:57:53.783

# BMCRC - MRO Championships 2023 - Rnd 7 @ Snetterton

## BMCRC Formula 400 & INTA Motorcycles Blue Haze GP 2-Stroke

### RACE 19 - SECTOR ANALYSIS



SECTOR 1 = FL to I1, SECTOR 2 = I1 to FL, DIFF = Difference To Personal Best Lap, P = Crossed Finish Line in Pit Lane, D = Time Disallowed

<b>P25 577 M</b>		<b>Richard BUCKHAM</b>		Kawasaki NINJA 400 -		
IDEAL LAP TIME : 2:33.565		BEST LAP TIME : 2:34.210		DIFFERENCE : 0.645		
LAP	SECTOR 1	SECTOR 2	LAP TIME	MPH	DIFF	TIME OF DAY
1 -		<b>51.901</b>	2:44.967	64.78	10.757	17:47:36.014
2 -	1:42.114	52.697	2:34.811	69.03	0.601	17:50:10.825
3 -	<b>1:41.664</b>	52.546	<b>2:34.210 (1)</b>	<b>69.30</b>		<b>17:52:45.035</b>
4 -	1:42.143	52.376	2:34.519 (2)	69.17	0.309	17:55:19.554
5 -	1:42.691	52.041	2:34.732 (3)	69.07	0.522	17:57:54.286

<b>P26 65 M</b>		<b>Andrew MOXON</b>		Kawasaki ZXR 400 - Helix Homes Developments ltd		
IDEAL LAP TIME :		BEST LAP TIME :		DIFFERENCE :		
LAP	SECTOR 1	SECTOR 2	LAP TIME	MPH	DIFF	TIME OF DAY
1 -		<b>44.510</b>	2:20.664	75.98		17:47:11.711

<b>P27 26 M</b>		<b>Lydia THOMPSON</b>		Kawasaki ZXR400 -		
IDEAL LAP TIME :		BEST LAP TIME :		DIFFERENCE :		
LAP	SECTOR 1	SECTOR 2	LAP TIME	MPH	DIFF	TIME OF DAY
1 -		<b>49.866</b>	2:38.186	67.56		17:47:29.233

# BMCRC - MRO Championships 2023 - Rnd 7 @ Snetterton

## BMCRC Formula 400 & INTA Motorcycles Blue Haze GP 2-Stroke

### RACE 19 - BEST SECTORS

SECTOR 1			SECTOR 2			IDEAL / BEST COMPARISON						
POS	NO	NAME	TIME	NO	NAME	TIME	POS	NO	NAME	IDEAL	BEST	DIFF
									<b>PERFECT LAP</b>	<b>2:04.290</b>		
1	6	SAWFORD	1:23.105	6	SAWFORD	41.185	1	6	SAWFORD	2:04.290	2:04.428	0.138
2	5	LEA	1:25.238	5	LEA	41.636	2	5	LEA	2:06.874	2:06.874	0.000
3	2	GILL	1:25.455	2	GILL	42.531	3	2	GILL	2:07.986	2:08.006	0.020
4	25	SMITH	1:26.294	16	MAJOR	42.707	4	16	MAJOR	2:09.075	2:09.753	0.678
5	151	SMITH	1:26.323	25	SMITH	42.965	5	25	SMITH	2:09.259	2:09.375	0.116
6	16	MAJOR	1:26.368	151	SMITH	43.207	6	151	SMITH	2:09.530	2:09.576	0.046
7	277	HAYWARD	1:28.409	15	McMULLAN	43.562	7	15	McMULLAN	2:12.628	2:12.628	0.000
8	95	MARSHALL	1:28.979	95	MARSHALL	43.697	8	95	MARSHALL	2:12.676	2:12.875	0.199
9	15	McMULLAN	1:29.066	3	BARRETT	44.161	9	277	HAYWARD	2:13.220	2:13.378	0.158
10	3	BARRETT	1:29.214	65	MOXON	44.510	10	3	BARRETT	2:13.375	2:13.822	0.447
11	152	GOLDSMITH	1:31.289	277	HAYWARD	44.811	11	152	GOLDSMITH	2:16.697	2:17.229	0.532
12	90	RAPA	1:31.485	90	RAPA	45.231	12	90	RAPA	2:16.716	2:16.983	0.267
13	115	DONKERSLEY	1:31.529	152	GOLDSMITH	45.408	13	115	DONKERSLEY	2:17.013	2:17.757	0.744
14	27	SINCA	1:32.816	115	DONKERSLEY	45.484	14	27	SINCA	2:19.371	2:19.571	0.200
15	88	STANCIU	1:33.055	60	GOUGH	46.309	15	60	GOUGH	2:20.141	2:20.141	0.000
16	7	DEWHURST	1:33.653	27	SINCA	46.555	16	88	STANCIU	2:20.204	2:20.204	0.000
17	60	GOUGH	1:33.832	7	DEWHURST	46.703	17	7	DEWHURST	2:20.356	2:20.366	0.010
18	101	ROSSATO	1:34.135	101	ROSSATO	46.898	18	101	ROSSATO	2:21.033	2:21.042	0.009
19	57	WILTON	1:34.159	24	GODZISZ	46.907	19	57	WILTON	2:21.507	2:21.660	0.153
20	46	MASON	1:34.379	88	STANCIU	47.149	20	46	MASON	2:21.646	2:21.899	0.253
21	24	GODZISZ	1:35.036	46	MASON	47.267	21	24	GODZISZ	2:21.943	2:22.205	0.262
22	52	BAYLEY	1:36.846	57	WILTON	47.348	22	52	BAYLEY	2:25.360	2:25.360	0.000
23	17	BATE	1:38.643	52	BAYLEY	48.514	23	17	BATE	2:27.792	2:27.792	0.000
24	577	BUCKHAM	1:41.664	17	BATE	49.149	24	577	BUCKHAM	2:33.565	2:34.210	0.645
25	911	BUSA	1:42.916	26	THOMPSON	49.866	25	911	BUSA	2:34.550	2:34.906	0.356
26				911	BUSA	51.634	26	65	MOXON			
27				577	BUCKHAM	51.901	27	26	THOMPSON			

# BMCRC - MRO Championships 2023 - Rnd 7 @ Snetterton

## BMCRC Formula 400 & INTA Motorcycles Blue Haze GP 2-Stroke

### RACE 19 - STATISTICS

**Competitors Started** 27  
**Planned Start** 2023-09-02 @ 18:00:00.000  
**Actual Start** 2023-09-02 @ 17:44:51.046  
**Finish Time** 2023-09-02 @ 17:55:23.293  
**Track Length** 2.9689mi.  
**Total Laps** 127  
**Total Distance Covered** 377.0517mi.

#### Session Fastest Lap History

NO	CL	NAME	LAP TIME	TIME OF DAY	LAP	VEHICLE
6	GP	Andrew SAWFORD	<b>2:05.328</b>	17:49:09.351	2	HONDA RS250R
6	GP	Andrew SAWFORD	<b>2:04.428</b>	17:51:13.779	3	HONDA RS250R

#### Session Leader History

NO	CL	NAME	FROM LAP	LAPS LED	DISTANCE	VEHICLE
6	GP	Andrew SAWFORD	1	5	14.84 miles	HONDA RS250R

#### Flag History

TYPE	TIME OF DAY
GREEN	17:44:51.046
FINISH	17:55:23.293

#### Flag Statistics

TYPE	COUNT	TOTAL LAPS	TOTAL TIME
Green	1	5	13:08.155
Red	0	0	0.000
Safety Car	0	0	0.000
FCY	0	0	0.000



# BMCRC - MRO Championships 2023 - Rnd 7 @ Snetterton

## BMCRC Formula 400 & INTA Motorcycles Blue Haze GP 2-Stroke

### RACE 19 - STATISTICS

**CLASS : M**

8 Starters

#### Fastest Lap History

NO	NAME	LAP TIME	TIME OF DAY	LAP	VEHICLE
2	Andrew GILL	<b>2:08.680</b>	17:49:14.601	2	Kawasaki ZXR400
2	Andrew GILL	<b>2:08.509</b>	17:51:23.110	3	Kawasaki ZXR400
2	Andrew GILL	<b>2:08.006</b>	17:55:39.651	5	Kawasaki ZXR400

#### Leader History

NO	NAME	FROM LAP	LAPS LED	DISTANCE	VEHICLE
2	Andrew GILL	1	5	14.84 miles	Kawasaki ZXR400

# BMCRC - MRO Championships 2023 - Rnd 7 @ Snetterton

## BMCRC Formula 400 & INTA Motorcycles Blue Haze GP 2-Stroke

### RACE 19 - STATISTICS

**CLASS : R**

1 Starters

#### Fastest Lap History

NO	NAME	LAP TIME	TIME OF DAY	LAP	VEHICLE
17	Freddie BATE	<b>2:30.159</b>	17:50:01.082	2	Kawasaki NINJA 300
17	Freddie BATE	<b>2:27.792</b>	17:57:31.131	5	Kawasaki NINJA 300

#### Leader History

NO	NAME	FROM LAP	LAPS LED	DISTANCE	VEHICLE
17	Freddie BATE	1	5	14.84 miles	Kawasaki NINJA 300

# BMCRC - MRO Championships 2023 - Rnd 7 @ Snetterton

## BMCRC Formula 400 & INTA Motorcycles Blue Haze GP 2-Stroke

### RACE 19 - STATISTICS

**CLASS : S**

6 Starters

#### Fastest Lap History

NO	NAME	LAP TIME	TIME OF DAY	LAP	VEHICLE
151	Nick SMITH	<b>2:11.394</b>	17:49:18.924	2	Kawasaki ZXR400
151	Nick SMITH	<b>2:10.324</b>	17:51:29.249	3	Kawasaki ZXR400
16	Alan MAJOR	<b>2:09.753</b>	17:51:29.483	3	Kawasaki ZXR400
151	Nick SMITH	<b>2:09.576</b>	17:55:49.173	5	Kawasaki ZXR400

#### Leader History

NO	NAME	FROM LAP	LAPS LED	DISTANCE	VEHICLE
151	Nick SMITH	1	3	8.90 miles	Kawasaki ZXR400
16	Alan MAJOR	4	1	2.96 miles	Kawasaki ZXR400
151	Nick SMITH	5	1	2.96 miles	Kawasaki ZXR400

# BMCRC - MRO Championships 2023 - Rnd 7 @ Snetterton

## BMCRC Formula 400 & INTA Motorcycles Blue Haze GP 2-Stroke

### RACE 19 - STATISTICS

**CLASS : S/R**

6 Starters

#### Fastest Lap History

NO	NAME	LAP TIME	TIME OF DAY	LAP	VEHICLE
27	Lucian Silviu SINCA	2:21.799	17:49:41.251	2	Kawasaki ZX400R
115	Jake DONKERSLEY	2:21.389	17:49:45.417	2	Honda VFR400 NC30
115	Jake DONKERSLEY	2:17.757	17:52:03.174	3	Honda VFR400 NC30

#### Leader History

NO	NAME	FROM LAP	LAPS LED	DISTANCE	VEHICLE
27	Lucian Silviu SINCA	1	4	11.87 miles	Kawasaki ZX400R
115	Jake DONKERSLEY	5	1	2.96 miles	Honda VFR400 NC30

# BMCRC - MRO Championships 2023 - Rnd 7 @ Snetterton

## BMCRC Formula 400 & INTA Motorcycles Blue Haze GP 2-Stroke

### RACE 19 - STATISTICS

**CLASS : GP**

6 Starters

#### Fastest Lap History

NO	NAME	LAP TIME	TIME OF DAY	LAP	VEHICLE
6	Andrew SAWFORD	2:05.328	17:49:09.351	2	HONDA RS250R
6	Andrew SAWFORD	2:04.428	17:51:13.779	3	HONDA RS250R

#### Leader History

NO	NAME	FROM LAP	LAPS LED	DISTANCE	VEHICLE
6	Andrew SAWFORD	1	5	14.84 miles	HONDA RS250R

# BMCRC - MRO Championships 2023 - Rnd 7 @ Snetterton

## BMCRC Formula 400 & INTA Motorcycles Blue Haze GP 2-Stroke

### RACE 8 - GRID (7 Laps)

ROW 11		32	39	Aaron MONK	31	70	Andrew BURSCOUGH			
ROW 10	30	12	Kees RAMSEY	29	42	Martin PEARSON	28	400	Stuart THURTLÉ	
ROW 9		27	26	Lydia THOMPSON	26	911	Kian BUSA	25	577	Richard BUCKHAM
ROW 8		24	17	Freddie BATE	23	52	Stephen BAYLEY	22	24	Harley GODZISZ
ROW 7		21	46	Sam MASON	20	57	John WILTON	19	101	Francesco ROSSATO
ROW 6		18	7	Roy DEWHURST	17	88	Florentin Valentin STANCIU	16	65	Andrew MOXON
ROW 5		15	60	Danny GOUGH	14	27	Lucian Silviu SINCA	13	115	Jake DONKERSLEY
ROW 4		12	152	Sean GOLDSMITH	11	90	Steve RAPA	10	3	Tom BARRETT
ROW 3		9	277	Richard HAYWARD	8	95	Greg MARSHALL	7	15	Fred McMULLAN
ROW 2		6	16	Alan MAJOR	5	151	Nick SMITH	4	25	Haydon SMITH
ROW 1		3	2	Andrew GILL	2	5	John LEA	1	6	Andrew SAWFORD
<b>Pole</b>										

Snetterton 300: 2.9689 miles

These results are provisional until the conclusion of any judicial and technical matters.

Clerk Of Course :	Stewards :	Timekeeper : <i>Craig Smith</i>
-------------------	------------	------------------------------------

Results can be found at [www.tsl-timing.com](http://www.tsl-timing.com)

Printed - 18:00 Saturday, 02 September 2023



## BMCRC - MRO Championships 2023 - Rnd 7 @ Snetterton

### BMCRC Formula 400 & INTA Motorcycles Blue Haze GP 2-Stroke

#### RACE 8 - CLASSIFICATION

POS	NO	CL	PIC NAME	ENTRY	LAPS	TIME	GAP	DIFF	MPH	BEST	ON
1	6	GP	1 Andrew SAWFORD	HONDA RS250R - ST NEOTS MOTORCYCLE CO	7	14:41.171			84.90	2:03.815	3
2	5	GP	2 John LEA	Yamaha TZ 250 - P G & J Lea Plumbing & heating	7	14:52.992	11.821	11.821	83.78	2:06.199	3
3	2	M	1 Andrew GILL	Kawasaki ZXR400 -	7	14:56.770	15.599	3.778	83.42	2:06.907	2
4	151	S	1 Nick SMITH	Kawasaki ZXR400 - Hi-Precision Engineering Ltd	7	15:09.722	28.551	12.952	82.24	2:07.916	7
5	25	M	2 Haydon SMITH	Kawasaki ZXR400 - Hi-Precision Engineering Ltd	7	15:09.808	28.637	0.086	82.23	2:08.509	7
6	16	S	2 Alan MAJOR	Kawasaki ZXR400 - Major Performance Developme	7	15:10.491	29.320	0.683	82.17	2:08.281	7
7	277	GP	3 Richard HAYWARD	Yamaha TZ250 - GForce/Hayward R Ltd/SnapOn	7	15:31.977	50.806	21.486	80.27	2:10.673	4
8	15	M	3 Fred McMULLAN	Kawasaki NINJA 400 - 3D Racing/Orwell Motorcycle	7	15:32.532	51.361	0.555	80.22	2:11.710	6
9	95	S	3 Greg MARSHALL	Kawasaki NINJA 400 - EBCBrakes ,HELPerformanc	7	15:32.949	51.778	0.417	80.19	2:11.604	7
10	3	GP	4 Tom BARRETT	Honda RS250 -	7	15:40.782	59.611	7.833	79.52	2:12.096	6
11	152	S	4 Sean GOLDSMITH	Honda NC30 - Vanguard motorsport	7	15:57.743	1:16.572	16.961	78.11	2:15.764	2
12	115	S/R	1 Jake DONKERSLEY	Honda VFR400 NC30 -	7	15:57.984	1:16.813	0.241	78.09	2:13.733	7
13	90	S	5 Steve RAPA	Honda RVF400 (BRUCE) - My Own Fair Hands	7	16:03.153	1:21.982	5.169	77.67	2:15.783	7
14	60	GP	5 Danny GOUGH	Yamaha TZ 250 - G Force Motorcycles	7	16:33.725	1:52.554	30.572	75.28	2:19.258	7
15	27	S/R	2 Lucian Silviu SINCA	Kawasaki ZX400R -	7	16:34.700	1:53.529	0.975	75.21	2:18.502	7
16	57	S/R	3 John WILTON	Kawasaki ZXR400 -	7	16:35.246	1:54.075	0.546	75.17	2:18.771	7
17	46	S/R	4 Sam MASON	Kawasaki ZXR400 -	7	16:35.441	1:54.270	0.195	75.15	2:18.774	7
18	101	S/R	5 Francesco ROSSATO	Kawasaki ZXR400 -	7	16:38.650	1:57.479	3.209	74.91	2:19.017	6
19	52	GP	6 Stephen BAYLEY	Yamaha TZ 250 - Mander Organ Builders	6	14:44.131	1 Lap	1 Lap	72.53	2:23.865	5
20	24*	S	6 Harley GODZISZ	Honda NC30 - SonicRacing.co.uk	6	14:45.085	1 Lap	0.954	72.45	2:24.127	5
21	17	R	1 Freddie BATE	Kawasaki NINJA 300 - hartjay	6	14:52.565	1 Lap	7.480	71.84	2:25.785	4
22	116	S/R	6 Aleisha LAYTON	Kawasaki NINJA 300 - Bluebell Inn	6	15:02.601	1 Lap	10.036	71.04	2:26.391	6
23	400	M	4 Stuart THURTL	Kawasaki NINJA 400 - TeamTortoise Racing	6	15:06.989	1 Lap	4.388	70.70	2:27.338	6
24	911	M	5 Kian BUSA	Kawasaki 400 NINJA -	6	15:07.607	1 Lap	0.618	70.65	2:27.824	5
25	26	M	6 Lydia THOMPSON	Kawasaki ZXR400 -	6	15:41.196	1 Lap	33.589	68.13	2:29.478	6

#### NOT CLASSIFIED

DNF	7	M	Roy DEWHURST	Kawasaki ZXR 400 - Dawn	5	11:53.530	2 Laps	1 Lap	74.89	2:19.684	5
DNF	65	M	Andrew MOXON	Kawasaki ZXR 400 - Helix Homes Developments ltd	2	4:37.739	5 Laps	3 Laps	76.96	2:15.414	2
DNF	70	S	Andrew BURSCOUGH	Yamaha YPVS 350 - Mad biker designs/Martitanium	2	4:50.695	5 Laps	12.956	73.53	2:18.852	2
DNF	42	S	Martin PEARSON	Yamaha TZR250 -	1	2:41.922	6 Laps	1 Lap	66.00		

#### NOT STARTED

NS	88	S/R	Florentin Valentin STANCIU	Kawasaki ZXR400 -							
NS	12	S/R	Kees RAMSEY	Kawasaki NINJA 400 -							

#### FASTEST LAP

6	GP	Andrew SAWFORD	HONDA RS250R - ST NEOTS MOTORCYCLE CO	3	2:03.815	86.32 mph	138.92 kph
2	M	Andrew GILL	Kawasaki ZXR400 -	2	2:06.907	84.21 mph	135.53 kph
151	S	Nick SMITH	Kawasaki ZXR400 - Hi-Precision Engineering Ltd	7	2:07.916	83.55 mph	134.46 kph
115	S/R	Jake DONKERSLEY	Honda VFR400 NC30 -	7	2:13.733	79.92 mph	128.62 kph
17	R	Freddie BATE	Kawasaki NINJA 300 - hartjay	4	2:25.785	73.31 mph	117.98 kph

\* Bike 24 - Your transponder stopped working after lap 3. Please check before your next race.

Class GP - 92.5% of Race Speed = 78.53 mph

Class M - 92.5% of Race Speed = 77.16 mph

Class S - 92.5% of Race Speed = 76.07 mph

Class S/R - 92.5% of Race Speed = 72.23 mph

Class R - 92.5% of Race Speed = 66.45 mph

Race Distance: 7 Laps / 20.78 miles

Snetterton 300: 2.9689 miles

Date: 03/09/2023 Start: 11:57 Finish: 12:11

Weather / Track : Bright / Dry

These results are provisional until the conclusion of any judicial and technical matters.

Clerk Of Course :	Stewards :	Timekeeper :
		<i>Craig Smith</i>

# BMCRC - MRO Championships 2023 - Rnd 7 @ Snetterton

## BMCRC Formula 400 & INTA Motorcycles Blue Haze GP 2-Stroke

### RACE 8 - LAP CHART

#### LAP 1 @ 11:59:25.367

NO	BEHIND	LAP TIME
6		2:11.290
5	0.778	2:12.068
2	1.498	2:12.788
25	4.298	2:15.588
16	4.455	2:15.745
151	4.619	2:15.909
15	8.151	2:19.441
95	8.286	2:19.576
152	10.051	2:21.341
277	10.265	2:21.555
3	10.726	2:22.016
65	11.035	2:22.325
90	11.834	2:23.124
115	16.045	2:27.335
27	16.698	2:27.988
57	18.000	2:29.290
7	18.125	2:29.415
60	19.231	2:30.521
101	19.439	2:30.729
70	20.553	2:31.843
46	22.089	2:33.379
26	26.059	2:37.349
52	26.795	2:38.085
24	27.835	2:39.125
911	29.594	2:40.884
17	29.688	2:40.978
42	30.632	2:41.922
400	30.915	2:42.205
116	31.455	2:42.745

#### LAP 2 @ 12:01:29.583

NO	BEHIND	LAP TIME
6		2:04.216
5	2.922	2:06.360
2	4.189	2:06.907
25	9.637	2:09.555
16	10.324	2:10.085
151	10.358	2:09.955
15	16.431	2:12.496
95	16.705	2:12.635
277	19.017	2:12.968
3	20.659	2:14.149
152	21.599	2:15.764
65	22.233	2:15.414
90	23.728	2:16.110
115	26.725	2:14.896
27	34.356	2:21.874
7	34.488	2:20.579
70	35.189	2:18.852
57	35.663	2:21.879
60	36.510	2:21.495
101	36.763	2:21.540
46	40.191	2:22.318
24	49.180	2:25.561
52	50.465	2:27.886
17	52.127	2:26.655
911	54.768	2:29.390
116	56.466	2:29.227
400	57.906	2:31.207
26	1:25.046	3:03.203

#### LAP 3 @ 12:03:33.398

NO	BEHIND	LAP TIME
6		2:03.815
5	5.306	2:06.199
2	7.530	2:07.156
25	15.062	2:09.240
151	15.466	2:08.923
16	15.945	2:09.436
15	24.822	2:12.206
95	24.922	2:12.032
277	26.157	2:10.955
3	29.071	2:12.227
152	34.190	2:16.406
90	38.105	2:18.192
115	38.198	2:15.288
27	52.400	2:21.859
7	53.510	2:22.837
60	53.931	2:21.236
57	55.675	2:23.827
101	56.680	2:23.732
46	56.986	2:20.610
24	1:11.217	2:25.852
52	1:12.347	2:25.697
17	1:14.405	2:26.093
911	1:21.729	2:30.776
116	1:21.937	2:29.286
400	1:23.593	2:29.502
26	1:52.460	2:31.229

#### LAP 4 @ 12:05:37.552

NO	BEHIND	LAP TIME
6		2:04.154
5	7.669	2:06.517
2	11.257	2:07.881
25	19.817	2:08.909
16	20.431	2:08.640
151	20.703	2:09.391
277	32.676	2:10.673
15	33.056	2:12.388
95	33.235	2:12.467
3	37.516	2:12.599
152	46.110	2:16.074
90	50.660	2:16.709
115	50.880	2:16.836
7	1:10.371	2:21.015
27	1:10.410	2:22.164
60	1:10.583	2:20.806
101	1:12.103	2:19.577
57	1:12.179	2:20.658
46	1:12.893	2:20.061
24	1:32.118	2:25.055
52	1:32.903	2:24.710
17	1:36.036	2:25.785
116	1:45.180	2:27.397
911	1:47.238	2:29.663
400	1:48.096	2:28.657

#### LAP 5 @ 12:07:42.020

NO	BEHIND	LAP TIME
6		2:04.468
5	11.238	2:08.037
26	1 Lap	2:29.736
2	14.071	2:07.282
25	24.523	2:09.174

16	24.833	2:08.870
151	24.938	2:08.703
277	39.751	2:11.543
95	40.880	2:12.113
15	41.145	2:12.557
3	46.186	2:13.138
152	57.537	2:15.895
115	1:01.801	2:15.389
90	1:03.443	2:17.251
7	1:25.587	2:19.684
60	1:26.130	2:20.015
27	1:26.935	2:20.993
57	1:27.360	2:19.649
46	1:27.844	2:19.419
101	1:30.056	2:22.421
24	1:51.777	2:24.127
52	1:52.300	2:23.865
17	1:57.919	2:26.351

#### LAP 6 @ 12:09:48.010

NO	BEHIND	LAP TIME
6		2:05.990
116	1 Lap	2:27.555
911	1 Lap	2:27.824
400	1 Lap	2:28.080
5	11.863	2:06.615
2	15.189	2:07.108
25	27.366	2:08.833
151	27.873	2:08.925
16	28.277	2:09.434
26	1 Lap	2:30.201
277	46.232	2:12.471
15	46.865	2:11.710
95	47.412	2:12.522
3	52.292	2:12.096
152	1:07.662	2:16.115
115	1:10.318	2:14.507
90	1:13.437	2:15.984
60	1:40.534	2:20.394
27	1:42.265	2:21.320
57	1:42.542	2:21.172
46	1:42.734	2:20.880
101	1:43.083	2:19.017

#### LAP 7 @ 12:11:55.248

NO	BEHIND	LAP TIME
6		2:07.238
52	1 Lap	2:23.888
24	1 Lap	2:25.365
17	1 Lap	2:26.703
5	11.821	2:07.196
2	15.599	2:07.648
116	1 Lap	2:26.391
400	1 Lap	2:27.338
911	1 Lap	2:29.070
151	28.551	2:07.916
25	28.637	2:08.509
16	29.320	2:08.281
277	50.806	2:11.812
15	51.361	2:11.734
95	51.778	2:11.604
3	59.611	2:14.557
26	1 Lap	2:29.478
152	1:16.572	2:16.148
115	1:16.813	2:13.733



# BMCRC - MRO Championships 2023 - Rnd 7 @ Snetterton

## BMCRC Formula 400 & INTA Motorcycles Blue Haze GP 2-Stroke

### RACE 8 - POSITION CHART

No	Name	Lap Pos	Lap						
			1	2	3	4	5	6	7
6	SAWFORD	1	6	6	6	6	6	6	6
5	LEA	2	5	5	5	5	5	5	5
2	GILL	3	2	2	2	2	2	2	2
25	SMITH	4	25	25	25	25	25	25	151
151	SMITH	5	16	16	151	16	16	151	25
16	MAJOR	6	151	151	16	151	151	16	16
15	McMULLAN	7	15	15	15	277	277	277	277
95	MARSHALL	8	95	95	95	15	95	15	15
277	HAYWARD	9	152	277	277	95	15	95	95
3	BARRETT	10	277	3	3	3	3	3	3
90	RAPA	11	3	152	152	152	152	152	152
152	GOLDSMITH	12	65	65	90	90	115	115	115
115	DONKERSLEY	13	90	90	115	115	90	90	90
27	SINCA	14	115	115	27	7	7	60	60
60	GOUGH	15	27	27	7	27	60	27	27
65	MOXON	16	57	7	60	60	27	57	57
88	STANCIU	17	7	70	57	101	57	46	46
7	DEWHURST	18	60	57	101	57	46	101	101
101	ROSSATO	19	101	60	46	46	101	52	
57	WILTON	20	70	101	24	24	24	24	
46	MASON	21	46	46	52	52	52	17	
24	GODZISZ	22	26	24	17	17	17	116	
52	BAYLEY	23	52	52	911	116	116	400	
17	BATE	24	24	17	116	911	911	911	
911	BUSA	25	911	911	400	400	400	26	
26	THOMPSON	26	17	116	26	26	26		
400	THURTLLE	27	42	400					
42	PEARSON	28	400	26					
12	RAMSEY	29	116						
70	BURSCOUGH	30							
116	LAYTON	31							

# BMCRC - MRO Championships 2023 - Rnd 7 @ Snetterton

## BMCRC Formula 400 & INTA Motorcycles Blue Haze GP 2-Stroke

### RACE 8 - SECTOR ANALYSIS



SECTOR 1 = FL to I1, SECTOR 2 = I1 to FL, DIFF = Difference To Personal Best Lap, P = Crossed Finish Line in Pit Lane, D = Time Disallowed

P1		6 GP		Andrew SAWFORD		HONDA RS250R - ST NEOTS MOTORCYCLE CO LTD	
IDEAL LAP TIME : 2:03.431		BEST LAP TIME : 2:03.815		DIFFERENCE : 0.384			
LAP	SECTOR 1	SECTOR 2	LAP TIME	MPH	DIFF	TIME OF DAY	
1 -		41.537	2:11.290	81.40	7.475	11:59:25.367	
2 -	1:22.999	41.217	2:04.216 (3)	86.04	0.401	12:01:29.583	
3 -	<b>1:22.424</b>	41.391	<b>2:03.815 (1)</b>	<b>86.32</b>		<b>12:03:33.398</b>	
4 -	1:22.703	41.451	2:04.154 (2)	86.08	0.339	12:05:37.552	
5 -	1:23.461	<b>41.007</b>	2:04.468	85.87	0.653	12:07:42.020	
6 -	1:22.630	43.360	2:05.990	84.83	2.175	12:09:48.010	
7 -	1:24.270	42.968	2:07.238	84.00	3.423	12:11:55.248	

P2		5 GP		John LEA		Yamaha TZ 250 - P G & J Lea Plumbing & heating	
IDEAL LAP TIME : 2:06.085		BEST LAP TIME : 2:06.199		DIFFERENCE : 0.114			
LAP	SECTOR 1	SECTOR 2	LAP TIME	MPH	DIFF	TIME OF DAY	
1 -		42.095	2:12.068	80.92	5.869	11:59:26.145	
2 -	<b>1:24.212</b>	42.148	2:06.360 (2)	84.58	0.161	12:01:32.505	
3 -	1:24.326	<b>41.873</b>	<b>2:06.199 (1)</b>	<b>84.69</b>		<b>12:03:38.704</b>	
4 -	1:24.637	41.880	2:06.517 (3)	84.47	0.318	12:05:45.221	
5 -	1:25.678	42.359	2:08.037	83.47	1.838	12:07:53.258	
6 -	1:24.695	41.920	2:06.615	84.41	0.416	12:09:59.873	
7 -	1:25.219	41.977	2:07.196	84.02	0.997	12:12:07.069	

P3		2 M		Andrew GILL		Kawasaki ZXR400 -	
IDEAL LAP TIME : 2:06.590		BEST LAP TIME : 2:06.907		DIFFERENCE : 0.317			
LAP	SECTOR 1	SECTOR 2	LAP TIME	MPH	DIFF	TIME OF DAY	
1 -		42.177	2:12.788	80.48	5.881	11:59:26.865	
2 -	<b>1:24.570</b>	42.337	<b>2:06.907 (1)</b>	<b>84.21</b>		<b>12:01:33.772</b>	
3 -	1:24.847	42.309	2:07.156 (3)	84.05	0.249	12:03:40.928	
4 -	1:25.329	42.552	2:07.881	83.57	0.974	12:05:48.809	
5 -	1:25.007	42.275	2:07.282	83.97	0.375	12:07:56.091	
6 -	1:25.088	<b>42.020</b>	2:07.108 (2)	84.08	0.201	12:10:03.199	
7 -	1:25.349	42.299	2:07.648	83.73	0.741	12:12:10.847	

P4		151 S		Nick SMITH		Kawasaki ZXR400 - Hi-Precision Engineering Ltd	
IDEAL LAP TIME : 2:07.916		BEST LAP TIME : 2:07.916		DIFFERENCE : 0.000			
LAP	SECTOR 1	SECTOR 2	LAP TIME	MPH	DIFF	TIME OF DAY	
1 -		43.389	2:15.909	78.64	7.993	11:59:29.986	
2 -	1:26.931	43.024	2:09.955	82.24	2.039	12:01:39.941	
3 -	1:25.895	43.028	2:08.923 (3)	82.90	1.007	12:03:48.864	
4 -	1:26.583	42.808	2:09.391	82.60	1.475	12:05:58.255	
5 -	1:25.718	42.985	2:08.703 (2)	83.04	0.787	12:08:06.958	
6 -	1:26.080	42.845	2:08.925	82.90	1.009	12:10:15.883	
7 -	<b>1:25.573</b>	<b>42.343</b>	<b>2:07.916 (1)</b>	<b>83.55</b>		<b>12:12:23.799</b>	

P5		25 M		Haydon SMITH		Kawasaki ZXR400 - HI-Precision Engineering Ltd	
IDEAL LAP TIME : 2:08.037		BEST LAP TIME : 2:08.509		DIFFERENCE : 0.472			
LAP	SECTOR 1	SECTOR 2	LAP TIME	MPH	DIFF	TIME OF DAY	
1 -		43.520	2:15.588	78.82	7.079	11:59:29.665	
2 -	1:26.320	43.235	2:09.555	82.49	1.046	12:01:39.220	
3 -	1:26.227	43.013	2:09.240	82.69	0.731	12:03:48.460	
4 -	1:25.923	42.986	2:08.909 (3)	82.91	0.400	12:05:57.369	
5 -	1:25.932	43.242	2:09.174	82.74	0.665	12:08:06.543	
6 -	<b>1:25.589</b>	43.244	2:08.833 (2)	82.96	0.324	12:10:15.376	
7 -	1:26.061	<b>42.448</b>	<b>2:08.509 (1)</b>	<b>83.16</b>		<b>12:12:23.885</b>	

# BMCRC - MRO Championships 2023 - Rnd 7 @ Snetterton

## BMCRC Formula 400 & INTA Motorcycles Blue Haze GP 2-Stroke

### RACE 8 - SECTOR ANALYSIS



SECTOR 1 = FL to I1, SECTOR 2 = I1 to FL, DIFF = Difference To Personal Best Lap, P = Crossed Finish Line in Pit Lane, D = Time Disallowed

P6		16 S		Alan MAJOR		Kawasaki ZXR400 - Major Performance Developments	
IDEAL LAP TIME : 2:08.281		BEST LAP TIME : 2:08.281		DIFFERENCE : 0.000			
LAP	SECTOR 1	SECTOR 2	LAP TIME	MPH	DIFF	TIME OF DAY	
1 -		43.584	2:15.745	78.73	7.464	11:59:29.822	
2 -	1:26.344	43.741	2:10.085	82.16	1.804	12:01:39.907	
3 -	1:26.223	43.213	2:09.436	82.57	1.155	12:03:49.343	
4 -	1:25.730	42.910	2:08.640 (2)	83.08	0.359	12:05:57.983	
5 -	1:25.645	43.225	2:08.870 (3)	82.93	0.589	12:08:06.853	
6 -	1:26.258	43.176	2:09.434	82.57	1.153	12:10:16.287	
7 -	<b>1:25.493</b>	<b>42.788</b>	<b>2:08.281 (1)</b>	<b>83.31</b>		<b>12:12:24.568</b>	

P7		277 GP		Richard HAYWARD		Yamaha TZ250 - GForce/Hayward R Ltd/SnapOn	
IDEAL LAP TIME : 2:10.326		BEST LAP TIME : 2:10.673		DIFFERENCE : 0.347			
LAP	SECTOR 1	SECTOR 2	LAP TIME	MPH	DIFF	TIME OF DAY	
1 -		44.318	2:21.555	75.50	10.882	11:59:35.632	
2 -	1:28.205	44.763	2:12.968	80.38	2.295	12:01:48.600	
3 -	1:27.168	<b>43.787</b>	2:10.955 (2)	81.61	0.282	12:03:59.555	
4 -	<b>1:26.539</b>	44.134	<b>2:10.673 (1)</b>	<b>81.79</b>		<b>12:06:10.228</b>	
5 -	1:27.251	44.292	2:11.543 (3)	81.25	0.870	12:08:21.771	
6 -	1:28.302	44.169	2:12.471	80.68	1.798	12:10:34.242	
7 -	1:27.832	43.980	2:11.812	81.08	1.139	12:12:46.054	

P8		15 M		Fred McMULLAN		Kawasaki NINJA 400 - 3D Racing/Orwell Motorcycles ipswich	
IDEAL LAP TIME : 2:11.472		BEST LAP TIME : 2:11.710		DIFFERENCE : 0.238			
LAP	SECTOR 1	SECTOR 2	LAP TIME	MPH	DIFF	TIME OF DAY	
1 -		44.049	2:19.441	76.64	7.731	11:59:33.518	
2 -	1:28.452	44.044	2:12.496	80.66	0.786	12:01:46.014	
3 -	1:28.420	43.786	2:12.206 (3)	80.84	0.496	12:03:58.220	
4 -	<b>1:28.184</b>	44.204	2:12.388	80.73	0.678	12:06:10.608	
5 -	1:28.429	44.128	2:12.557	80.63	0.847	12:08:23.165	
6 -	1:28.247	43.463	<b>2:11.710 (1)</b>	<b>81.14</b>		<b>12:10:34.875</b>	
7 -	1:28.446	<b>43.288</b>	2:11.734 (2)	81.13	0.024	12:12:46.609	

P9		95 S		Greg MARSHALL		Kawasaki NINJA 400 - EBCBrakes ,HELPerformance, R&G	
IDEAL LAP TIME : 2:11.604		BEST LAP TIME : 2:11.604		DIFFERENCE : 0.000			
LAP	SECTOR 1	SECTOR 2	LAP TIME	MPH	DIFF	TIME OF DAY	
1 -		44.172	2:19.576	76.57	7.972	11:59:33.653	
2 -	1:28.322	44.313	2:12.635	80.58	1.031	12:01:46.288	
3 -	1:28.156	43.876	2:12.032 (2)	80.95	0.428	12:03:58.320	
4 -	1:28.101	44.366	2:12.467	80.68	0.863	12:06:10.787	
5 -	1:28.255	43.858	2:12.113 (3)	80.90	0.509	12:08:22.900	
6 -	1:28.515	44.007	2:12.522	80.65	0.918	12:10:35.422	
7 -	<b>1:28.043</b>	<b>43.561</b>	<b>2:11.604 (1)</b>	<b>81.21</b>		<b>12:12:47.026</b>	

P10		3 GP		Tom BARRETT		Honda RS250 -	
IDEAL LAP TIME : 2:11.906		BEST LAP TIME : 2:12.096		DIFFERENCE : 0.190			
LAP	SECTOR 1	SECTOR 2	LAP TIME	MPH	DIFF	TIME OF DAY	
1 -		44.847	2:22.016	75.25	9.920	11:59:36.093	
2 -	1:29.446	44.703	2:14.149	79.67	2.053	12:01:50.242	
3 -	<b>1:28.183</b>	44.044	2:12.227 (2)	80.83	0.131	12:04:02.469	
4 -	1:28.823	43.776	2:12.599 (3)	80.60	0.503	12:06:15.068	
5 -	1:28.678	44.460	2:13.138	80.27	1.042	12:08:28.206	
6 -	1:28.373	<b>43.723</b>	<b>2:12.096 (1)</b>	<b>80.91</b>		<b>12:10:40.302</b>	
7 -	1:29.491	45.066	2:14.557	79.43	2.461	12:12:54.859	

# BMCRC - MRO Championships 2023 - Rnd 7 @ Snetterton

## BMCRC Formula 400 & INTA Motorcycles Blue Haze GP 2-Stroke

### RACE 8 - SECTOR ANALYSIS



SECTOR 1 = FL to I1, SECTOR 2 = I1 to FL, DIFF = Difference To Personal Best Lap, P = Crossed Finish Line in Pit Lane, D = Time Disallowed

P11 152 S		Sean GOLDSMITH		Honda NC30 - Vanguard motorsport		
IDEAL LAP TIME : 2:15.424		BEST LAP TIME : 2:15.764		DIFFERENCE : 0.340		
LAP	SECTOR 1	SECTOR 2	LAP TIME	MPH	DIFF	TIME OF DAY
1 -		45.045	2:21.341	75.61	5.577	11:59:35.418
2 -	1:30.742	<b>45.022</b>	<b>2:15.764 (1)</b>	<b>78.72</b>		<b>12:01:51.182</b>
3 -	1:31.102	45.304	2:16.406	78.35	0.642	12:04:07.588
4 -	1:30.424	45.650	2:16.074 (3)	78.54	0.310	12:06:23.662
5 -	<b>1:30.402</b>	45.493	2:15.895 (2)	78.64	0.131	12:08:39.557
6 -	1:30.845	45.270	2:16.115	78.52	0.351	12:10:55.672
7 -	1:30.884	45.264	2:16.148	78.50	0.384	12:13:11.820

P12 115 S/R		Jake DONKERSLEY		Honda VFR400 NC30 -		
IDEAL LAP TIME : 2:13.733		BEST LAP TIME : 2:13.733		DIFFERENCE : 0.000		
LAP	SECTOR 1	SECTOR 2	LAP TIME	MPH	DIFF	TIME OF DAY
1 -		46.199	2:27.335	72.54	13.602	11:59:41.412
2 -	1:29.525	45.371	2:14.896 (3)	79.23	1.163	12:01:56.308
3 -	1:29.464	45.824	2:15.288	79.00	1.555	12:04:11.596
4 -	1:31.272	45.564	2:16.836	78.10	3.103	12:06:28.432
5 -	1:30.562	44.827	2:15.389	78.94	1.656	12:08:43.821
6 -	1:29.605	44.902	2:14.507 (2)	79.46	0.774	12:10:58.328
7 -	<b>1:29.440</b>	<b>44.293</b>	<b>2:13.733 (1)</b>	<b>79.92</b>		<b>12:13:12.061</b>

P13 90 S		Steve RAPA		Honda RVF400 (BRUCE) - My Own Fair Hands		
IDEAL LAP TIME : 2:15.705		BEST LAP TIME : 2:15.783		DIFFERENCE : 0.078		
LAP	SECTOR 1	SECTOR 2	LAP TIME	MPH	DIFF	TIME OF DAY
1 -		45.765	2:23.124	74.67	7.341	11:59:37.201
2 -	1:31.038	45.072	2:16.110 (3)	78.52	0.327	12:01:53.311
3 -	1:31.741	46.451	2:18.192	77.34	2.409	12:04:11.503
4 -	1:31.187	45.522	2:16.709	78.18	0.926	12:06:28.212
5 -	<b>1:30.842</b>	46.409	2:17.251	77.87	1.468	12:08:45.463
6 -	1:31.025	44.959	2:15.984 (2)	78.59	0.201	12:11:01.447
7 -	1:30.920	<b>44.863</b>	<b>2:15.783 (1)</b>	<b>78.71</b>		<b>12:13:17.230</b>

P14 60 GP		Danny GOUGH		Yamaha TZ 250 - G Force Motorcycles		
IDEAL LAP TIME : 2:19.218		BEST LAP TIME : 2:19.258		DIFFERENCE : 0.040		
LAP	SECTOR 1	SECTOR 2	LAP TIME	MPH	DIFF	TIME OF DAY
1 -		47.437	2:30.521	71.00	11.263	11:59:44.598
2 -	1:34.188	47.307	2:21.495	75.53	2.237	12:02:06.093
3 -	1:33.891	47.345	2:21.236	75.67	1.978	12:04:27.329
4 -	1:33.116	47.690	2:20.806	75.90	1.548	12:06:48.135
5 -	1:33.412	<b>46.603</b>	2:20.015 (2)	76.33	0.757	12:09:08.150
6 -	1:32.931	47.463	2:20.394 (3)	76.12	1.136	12:11:28.544
7 -	<b>1:32.615</b>	46.643	<b>2:19.258 (1)</b>	<b>76.75</b>		<b>12:13:47.802</b>

P15 27 S/R		Lucian Silviu SINCA		Kawasaki ZX400R -		
IDEAL LAP TIME : 2:18.502		BEST LAP TIME : 2:18.502		DIFFERENCE : 0.000		
LAP	SECTOR 1	SECTOR 2	LAP TIME	MPH	DIFF	TIME OF DAY
1 -		47.271	2:27.988	72.22	9.486	11:59:42.065
2 -	1:33.951	47.923	2:21.874	75.33	3.372	12:02:03.939
3 -	1:34.234	47.625	2:21.859	75.34	3.357	12:04:25.798
4 -	1:34.440	47.724	2:22.164	75.18	3.662	12:06:47.962
5 -	1:33.692	47.301	2:20.993 (2)	75.80	2.491	12:09:08.955
6 -	1:33.186	48.134	2:21.320 (3)	75.63	2.818	12:11:30.275
7 -	<b>1:31.924</b>	<b>46.578</b>	<b>2:18.502 (1)</b>	<b>77.16</b>		<b>12:13:48.777</b>

# BMCRC - MRO Championships 2023 - Rnd 7 @ Snetterton

## BMCRC Formula 400 & INTA Motorcycles Blue Haze GP 2-Stroke

### RACE 8 - SECTOR ANALYSIS



SECTOR 1 = FL to I1, SECTOR 2 = I1 to FL, DIFF = Difference To Personal Best Lap, P = Crossed Finish Line in Pit Lane, D = Time Disallowed

P16 57 S/R		John WILTON		Kawasaki ZXR400 -		
IDEAL LAP TIME : 2:18.771		BEST LAP TIME : 2:18.771		DIFFERENCE : 0.000		
LAP	SECTOR 1	SECTOR 2	LAP TIME	MPH	DIFF	TIME OF DAY
1 -		47.811	2:29.290	71.59	10.519	11:59:43.367
2 -	1:34.451	47.428	2:21.879	75.33	3.108	12:02:05.246
3 -	1:35.322	48.505	2:23.827	74.31	5.056	12:04:29.073
4 -	1:33.639	47.019	2:20.658 (3)	75.98	1.887	12:06:49.731
5 -	1:33.212	46.437	2:19.649 (2)	76.53	0.878	12:09:09.380
6 -	1:33.113	48.059	2:21.172	75.70	2.401	12:11:30.552
7 -	<b>1:32.420</b>	<b>46.351</b>	<b>2:18.771 (1)</b>	<b>77.01</b>		<b>12:13:49.323</b>

P17 46 S/R		Sam MASON		Kawasaki ZXR400 -		
IDEAL LAP TIME : 2:18.645		BEST LAP TIME : 2:18.774		DIFFERENCE : 0.129		
LAP	SECTOR 1	SECTOR 2	LAP TIME	MPH	DIFF	TIME OF DAY
1 -		47.835	2:33.379	69.68	14.605	11:59:47.456
2 -	1:34.840	47.478	2:22.318	75.09	3.544	12:02:09.774
3 -	1:34.011	46.599	2:20.610	76.01	1.836	12:04:30.384
4 -	1:33.125	46.936	2:20.061 (3)	76.31	1.287	12:06:50.445
5 -	1:33.033	46.386	2:19.419 (2)	76.66	0.645	12:09:09.864
6 -	<b>1:32.576</b>	48.304	2:20.880	75.86	2.106	12:11:30.744
7 -	1:32.705	<b>46.069</b>	<b>2:18.774 (1)</b>	<b>77.01</b>		<b>12:13:49.518</b>

P18 101 S/R		Francesco ROSSATO		Kawasaki ZXR400 -		
IDEAL LAP TIME : 2:18.457		BEST LAP TIME : 2:19.017		DIFFERENCE : 0.560		
LAP	SECTOR 1	SECTOR 2	LAP TIME	MPH	DIFF	TIME OF DAY
1 -		47.279	2:30.729	70.90	11.712	11:59:44.806
2 -	1:34.165	47.375	2:21.540 (3)	75.51	2.523	12:02:06.346
3 -	1:34.343	49.389	2:23.732	74.36	4.715	12:04:30.078
4 -	1:32.976	<b>46.601</b>	2:19.577 (2)	76.57	0.560	12:06:49.655
5 -	1:33.764	48.657	2:22.421	75.04	3.404	12:09:12.076
6 -	<b>1:31.856</b>	47.161	<b>2:19.017 (1)</b>	<b>76.88</b>		<b>12:11:31.093</b>
7 -	1:34.082	47.552	2:21.634	75.46	2.617	12:13:52.727

P19 52 GP		Stephen BAYLEY		Yamaha TZ 250 - Mander Organ Builders		
IDEAL LAP TIME : 2:23.416		BEST LAP TIME : 2:23.865		DIFFERENCE : 0.449		
LAP	SECTOR 1	SECTOR 2	LAP TIME	MPH	DIFF	TIME OF DAY
1 -		48.959	2:38.085	67.60	14.220	11:59:52.162
2 -	1:38.360	49.526	2:27.886	72.27	4.021	12:02:20.048
3 -	1:36.622	49.075	2:25.697	73.35	1.832	12:04:45.745
4 -	1:35.936	48.774	2:24.710 (3)	73.85	0.845	12:07:10.455
5 -	1:35.585	<b>48.280</b>	<b>2:23.865 (1)</b>	<b>74.29</b>		<b>12:09:34.320</b>
6 -	<b>1:35.136</b>	48.752	2:23.888 (2)	74.28	0.023	12:11:58.208

P20 24 S		Harley GODZISZ		Honda NC30 - SonicRacing.co.uk		
IDEAL LAP TIME : 2:25.561		BEST LAP TIME : 2:24.127		DIFFERENCE : -1.434		
LAP	SECTOR 1	SECTOR 2	LAP TIME	MPH	DIFF	TIME OF DAY
1 -		49.957	2:39.125	67.16	14.998	11:59:53.202
2 -	<b>1:36.882</b>	<b>48.679</b>	2:25.561	73.42	1.434	12:02:18.763
3 -	1:37.066	48.786	2:25.852	73.28	1.725	12:04:44.615
4 -			2:25.055 (2)	73.68	0.928	12:07:09.670
5 -			<b>2:24.127 (1)</b>	<b>74.15</b>		<b>12:09:33.797</b>
6 -			2:25.365 (3)	73.52	1.238	12:11:59.162

# BMCRC - MRO Championships 2023 - Rnd 7 @ Snetterton

## BMCRC Formula 400 & INTA Motorcycles Blue Haze GP 2-Stroke

### RACE 8 - SECTOR ANALYSIS



SECTOR 1 = FL to I1, SECTOR 2 = I1 to FL, DIFF = Difference To Personal Best Lap, P = Crossed Finish Line in Pit Lane, D = Time Disallowed

P21 17 R		Freddie BATE		Kawasaki NINJA 300 - hartjay			
IDEAL LAP TIME : 2:25.449		BEST LAP TIME : 2:25.785		DIFFERENCE : 0.336			
LAP	SECTOR 1	SECTOR 2	LAP TIME	MPH	DIFF	TIME OF DAY	
1 -		50.433	2:40.978	66.39	15.193	11:59:55.055	
2 -	1:37.369	49.286	2:26.655	72.87	0.870	12:02:21.710	
3 -	1:37.573	<b>48.520</b>	2:26.093 (2)	73.15	0.308	12:04:47.803	
4 -	<b>1:36.929</b>	48.856	<b>2:25.785 (1)</b>	<b>73.31</b>		<b>12:07:13.588</b>	
5 -	1:37.122	49.229	2:26.351 (3)	73.03	0.566	12:09:39.939	
6 -	1:37.872	48.831	2:26.703	72.85	0.918	12:12:06.642	

P22 116 S/R		Aleisha LAYTON		Kawasaki NINJA 300 - Bluebell Inn			
IDEAL LAP TIME : 2:26.391		BEST LAP TIME : 2:26.391		DIFFERENCE : 0.000			
LAP	SECTOR 1	SECTOR 2	LAP TIME	MPH	DIFF	TIME OF DAY	
1 -		50.133	2:42.745	65.67	16.354	11:59:56.822	
2 -	1:39.333	49.894	2:29.227	71.62	2.836	12:02:26.049	
3 -	1:38.442	50.844	2:29.286	71.59	2.895	12:04:55.335	
4 -	1:38.613	48.784	2:27.397 (2)	72.51	1.006	12:07:22.732	
5 -	1:38.253	49.302	2:27.555 (3)	72.43	1.164	12:09:50.287	
6 -	<b>1:38.018</b>	<b>48.373</b>	<b>2:26.391 (1)</b>	<b>73.01</b>		<b>12:12:16.678</b>	

P23 400 M		Stuart THURTL		Kawasaki NINJA 400 - TeamTortoise Racing			
IDEAL LAP TIME : 2:27.338		BEST LAP TIME : 2:27.338		DIFFERENCE : 0.000			
LAP	SECTOR 1	SECTOR 2	LAP TIME	MPH	DIFF	TIME OF DAY	
1 -		50.579	2:42.205	65.89	14.867	11:59:56.282	
2 -	1:40.122	51.085	2:31.207	70.68	3.869	12:02:27.489	
3 -	1:39.070	50.432	2:29.502	71.49	2.164	12:04:56.991	
4 -	1:38.882	49.775	2:28.657 (3)	71.89	1.319	12:07:25.648	
5 -	1:38.297	49.783	2:28.080 (2)	72.17	0.742	12:09:53.728	
6 -	<b>1:37.733</b>	<b>49.605</b>	<b>2:27.338 (1)</b>	<b>72.54</b>		<b>12:12:21.066</b>	

P24 911 M		Kian BUSA		Kawasaki 400 NINJA -			
IDEAL LAP TIME : 2:27.248		BEST LAP TIME : 2:27.824		DIFFERENCE : 0.576			
LAP	SECTOR 1	SECTOR 2	LAP TIME	MPH	DIFF	TIME OF DAY	
1 -		51.387	2:40.884	66.43	13.060	11:59:54.961	
2 -	1:38.723	50.667	2:29.390 (3)	71.54	1.566	12:02:24.351	
3 -	1:39.831	50.945	2:30.776	70.88	2.952	12:04:55.127	
4 -	1:39.300	50.363	2:29.663	71.41	1.839	12:07:24.790	
5 -	1:38.505	<b>49.319</b>	<b>2:27.824 (1)</b>	<b>72.30</b>		<b>12:09:52.614</b>	
6 -	<b>1:37.929</b>	51.141	2:29.070 (2)	71.69	1.246	12:12:21.684	

P25 26 M		Lydia THOMPSON		Kawasaki ZXR400 -			
IDEAL LAP TIME : 2:29.284		BEST LAP TIME : 2:29.478		DIFFERENCE : 0.194			
LAP	SECTOR 1	SECTOR 2	LAP TIME	MPH	DIFF	TIME OF DAY	
1 -		<b>49.930</b>	2:37.349	67.92	7.871	11:59:51.426	
2 -	2:12.337	50.866	3:03.203	58.34	33.725	12:02:54.629	
3 -	1:40.846	50.383	2:31.229	70.67	1.751	12:05:25.858	
4 -	<b>1:39.354</b>	50.382	2:29.736 (2)	71.37	0.258	12:07:55.594	
5 -	1:39.426	50.775	2:30.201 (3)	71.15	0.723	12:10:25.795	
6 -	1:39.436	50.042	<b>2:29.478 (1)</b>	<b>71.50</b>		<b>12:12:55.273</b>	

P26 7 M		Roy DEWHURST		Kawasaki ZXR 400 - Dawn			
IDEAL LAP TIME : 2:19.684		BEST LAP TIME : 2:19.684		DIFFERENCE : 0.000			
LAP	SECTOR 1	SECTOR 2	LAP TIME	MPH	DIFF	TIME OF DAY	
1 -		47.726	2:29.415	71.53	9.731	11:59:43.492	
2 -	1:32.619	47.960	2:20.579 (2)	76.02	0.895	12:02:04.071	
3 -	1:35.177	47.660	2:22.837	74.82	3.153	12:04:26.908	
4 -	1:33.265	47.750	2:21.015 (3)	75.79	1.331	12:06:47.923	
5 -	<b>1:32.557</b>	<b>47.127</b>	<b>2:19.684 (1)</b>	<b>76.51</b>		<b>12:09:07.607</b>	

# BMCRC - MRO Championships 2023 - Rnd 7 @ Snetterton

## BMCRC Formula 400 & INTA Motorcycles Blue Haze GP 2-Stroke

### RACE 8 - SECTOR ANALYSIS



SECTOR 1 = FL to I1, SECTOR 2 = I1 to FL, DIFF = Difference To Personal Best Lap, P = Crossed Finish Line in Pit Lane, D = Time Disallowed

P27 65 M		Andrew MOXON		Kawasaki ZXR 400 - Helix Homes Developments ltd			
IDEAL LAP TIME : 2:15.004		BEST LAP TIME : 2:15.414		DIFFERENCE : 0.410			
LAP	SECTOR 1	SECTOR 2	LAP TIME	MPH	DIFF	TIME OF DAY	
1 -		<b>44.600</b>	2:22.325	75.09	6.911	11:59:36.402	
2 -	1:30.480	44.934	<b>2:15.414 (1)</b>	<b>78.92</b>		<b>12:01:51.816</b>	

P28 70 S		Andrew BURSCOUGH		Yamaha YPVS 350 - Mad biker designs/Martitanium			
IDEAL LAP TIME : 2:18.852		BEST LAP TIME : 2:18.852		DIFFERENCE : 0.000			
LAP	SECTOR 1	SECTOR 2	LAP TIME	MPH	DIFF	TIME OF DAY	
1 -		46.693	2:31.843	70.38	12.991	11:59:45.920	
2 -	<b>1:32.508</b>	<b>46.344</b>	<b>2:18.852 (1)</b>	<b>76.97</b>		<b>12:02:04.772</b>	

P29 42 S		Martin PEARSON		Yamaha TZR250 -			
IDEAL LAP TIME : 2:30.639		BEST LAP TIME :		DIFFERENCE :			
LAP	SECTOR 1	SECTOR 2	LAP TIME	MPH	DIFF	TIME OF DAY	
1 -		<b>51.068</b>	2:41.922	66.00		11:59:55.999	

# BMCRC - MRO Championships 2023 - Rnd 7 @ Snetterton

## BMCRC Formula 400 & INTA Motorcycles Blue Haze GP 2-Stroke

### RACE 8 - BEST SECTORS

SECTOR 1			SECTOR 2			IDEAL / BEST COMPARISON						
POS	NO	NAME	TIME	NO	NAME	TIME	POS	NO	NAME	IDEAL	BEST	DIFF
									<b>PERFECT LAP</b>	<b>2:03.431</b>		
1	6	SAWFORD	1:22.424	6	SAWFORD	41.007	1	6	SAWFORD	2:03.431	2:03.815	0.384
2	5	LEA	1:24.212	5	LEA	41.873	2	5	LEA	2:06.085	2:06.199	0.114
3	2	GILL	1:24.570	2	GILL	42.020	3	2	GILL	2:06.590	2:06.907	0.317
4	16	MAJOR	1:25.493	151	SMITH	42.343	4	151	SMITH	2:07.916	2:07.916	0.000
5	151	SMITH	1:25.573	25	SMITH	42.448	5	25	SMITH	2:08.037	2:08.509	0.472
6	25	SMITH	1:25.589	16	MAJOR	42.788	6	16	MAJOR	2:08.281	2:08.281	0.000
7	277	HAYWARD	1:26.539	15	McMULLAN	43.288	7	277	HAYWARD	2:10.326	2:10.673	0.347
8	95	MARSHALL	1:28.043	95	MARSHALL	43.561	8	15	McMULLAN	2:11.472	2:11.710	0.238
9	3	BARRETT	1:28.183	3	BARRETT	43.723	9	95	MARSHALL	2:11.604	2:11.604	0.000
10	15	McMULLAN	1:28.184	277	HAYWARD	43.787	10	3	BARRETT	2:11.906	2:12.096	0.190
11	115	DONKERSLEY	1:29.440	115	DONKERSLEY	44.293	11	115	DONKERSLEY	2:13.733	2:13.733	0.000
12	152	GOLDSMITH	1:30.402	65	MOXON	44.600	12	65	MOXON	2:15.004	2:15.414	0.410
13	65	MOXON	1:30.404	90	RAPA	44.863	13	152	GOLDSMITH	2:15.424	2:15.764	0.340
14	90	RAPA	1:30.842	152	GOLDSMITH	45.022	14	90	RAPA	2:15.705	2:15.783	0.078
15	101	ROSSATO	1:31.856	46	MASON	46.069	15	101	ROSSATO	2:18.457	2:19.017	0.560
16	27	SINCA	1:31.924	70	BURSCOUGH	46.344	16	27	SINCA	2:18.502	2:18.502	0.000
17	57	WILTON	1:32.420	57	WILTON	46.351	17	46	MASON	2:18.645	2:18.774	0.129
18	70	BURSCOUGH	1:32.508	27	SINCA	46.578	18	57	WILTON	2:18.771	2:18.771	0.000
19	7	DEWHURST	1:32.557	101	ROSSATO	46.601	19	70	BURSCOUGH	2:18.852	2:18.852	0.000
20	46	MASON	1:32.576	60	GOUGH	46.603	20	60	GOUGH	2:19.218	2:19.258	0.040
21	60	GOUGH	1:32.615	7	DEWHURST	47.127	21	7	DEWHURST	2:19.684	2:19.684	0.000
22	52	BAYLEY	1:35.136	52	BAYLEY	48.280	22	52	BAYLEY	2:23.416	2:23.865	0.449
23	24	GODZISZ	1:36.882	116	LAYTON	48.373	23	17	BATE	2:25.449	2:25.785	0.336
24	17	BATE	1:36.929	17	BATE	48.520	24	24	GODZISZ	2:25.561	2:24.127	-1.434
25	400	THURTL	1:37.733	24	GODZISZ	48.679	25	116	LAYTON	2:26.391	2:26.391	0.000
26	911	BUSA	1:37.929	911	BUSA	49.319	26	911	BUSA	2:27.248	2:27.824	0.576
27	116	LAYTON	1:38.018	400	THURTL	49.605	27	400	THURTL	2:27.338	2:27.338	0.000
28	26	THOMPSON	1:39.354	26	THOMPSON	49.930	28	26	THOMPSON	2:29.284	2:29.478	0.194
29	42	PEARSON	1:39.571	42	PEARSON	51.068	29	42	PEARSON	2:30.639		



# BMCRC - MRO Championships 2023 - Rnd 7 @ Snetterton

## BMCRC Formula 400 & INTA Motorcycles Blue Haze GP 2-Stroke

### RACE 8 - STATISTICS

**Competitors Started** 29  
**Planned Start** 2023-09-03 @ 11:45:00.000  
**Actual Start** 2023-09-03 @ 11:57:14.076  
**Finish Time** 2023-09-03 @ 12:11:55.247  
**Track Length** 2.9689mi.  
**Total Laps** 178  
**Total Distance Covered** 528.4662mi.

#### Session Fastest Lap History

NO	CL	NAME	LAP TIME	TIME OF DAY	LAP	VEHICLE
6	GP	Andrew SAWFORD	<b>2:04.216</b>	12:01:29.595	2	HONDA RS250R
6	GP	Andrew SAWFORD	<b>2:03.815</b>	12:03:33.410	3	HONDA RS250R

#### Session Leader History

NO	CL	NAME	FROM LAP	LAPS LED	DISTANCE	VEHICLE
6	GP	Andrew SAWFORD	1	7	20.78 miles	HONDA RS250R

#### Flag History

TYPE	TIME OF DAY
GREEN	11:57:14.076
FINISH	12:11:55.247

#### Flag Statistics

TYPE	COUNT	TOTAL LAPS	TOTAL TIME
Green	1	7	16:42.747
Red	0	0	0.000
Safety Car	0	0	0.000
FCY	0	0	0.000

# BMCRC - MRO Championships 2023 - Rnd 7 @ Snetterton

## BMCRC Formula 400 & INTA Motorcycles Blue Haze GP 2-Stroke

### RACE 8 - STATISTICS

**CLASS : M**

8 Starters

#### Fastest Lap History

NO	NAME	LAP TIME	TIME OF DAY	LAP	VEHICLE
2	Andrew GILL	<b>2:06.907</b>	12:01:33.787	2	Kawasaki ZXR400

#### Leader History

NO	NAME	FROM LAP	LAPS LED	DISTANCE	VEHICLE
2	Andrew GILL	1	7	20.78 miles	Kawasaki ZXR400

# BMCRC - MRO Championships 2023 - Rnd 7 @ Snetterton

## BMCRC Formula 400 & INTA Motorcycles Blue Haze GP 2-Stroke

### RACE 8 - STATISTICS

**CLASS : R**

1 Starters

#### Fastest Lap History

NO	NAME	LAP TIME	TIME OF DAY	LAP	VEHICLE
17	Freddie BATE	<b>2:26.655</b>	12:02:21.736	2	Kawasaki NINJA 300
17	Freddie BATE	<b>2:26.093</b>	12:04:47.829	3	Kawasaki NINJA 300
17	Freddie BATE	<b>2:25.785</b>	12:07:13.614	4	Kawasaki NINJA 300

#### Leader History

NO	NAME	FROM LAP	LAPS LED	DISTANCE	VEHICLE
17	Freddie BATE	1	6	17.81 miles	Kawasaki NINJA 300

# BMCRC - MRO Championships 2023 - Rnd 7 @ Snetterton

## BMCRC Formula 400 & INTA Motorcycles Blue Haze GP 2-Stroke

### RACE 8 - STATISTICS

**CLASS : S**

8 Starters

#### Fastest Lap History

NO	NAME	LAP TIME	TIME OF DAY	LAP	VEHICLE
16	Alan MAJOR	<b>2:10.085</b>	12:01:39.915	2	Kawasaki ZXR400
151	Nick SMITH	<b>2:09.955</b>	12:01:39.941	2	Kawasaki ZXR400
151	Nick SMITH	<b>2:08.923</b>	12:03:48.868	3	Kawasaki ZXR400
16	Alan MAJOR	<b>2:08.640</b>	12:05:57.989	4	Kawasaki ZXR400
151	Nick SMITH	<b>2:07.916</b>	12:12:23.804	7	Kawasaki ZXR400

#### Leader History

NO	NAME	FROM LAP	LAPS LED	DISTANCE	VEHICLE
16	Alan MAJOR	1	2	5.93 miles	Kawasaki ZXR400
151	Nick SMITH	3	1	2.96 miles	Kawasaki ZXR400
16	Alan MAJOR	4	2	5.93 miles	Kawasaki ZXR400
151	Nick SMITH	6	2	5.93 miles	Kawasaki ZXR400

# BMCRC - MRO Championships 2023 - Rnd 7 @ Snetterton

## BMCRC Formula 400 & INTA Motorcycles Blue Haze GP 2-Stroke

### RACE 8 - STATISTICS

**CLASS : S/R**

6 Starters

#### Fastest Lap History

NO	NAME	LAP TIME	TIME OF DAY	LAP	VEHICLE
115	Jake DONKERSLEY	<b>2:14.896</b>	12:01:56.345	2	Honda VFR400 NC30
115	Jake DONKERSLEY	<b>2:14.507</b>	12:10:58.365	6	Honda VFR400 NC30
115	Jake DONKERSLEY	<b>2:13.733</b>	12:13:12.097	7	Honda VFR400 NC30

#### Leader History

NO	NAME	FROM LAP	LAPS LED	DISTANCE	VEHICLE
115	Jake DONKERSLEY	1	7	20.78 miles	Honda VFR400 NC30

# BMCRC - MRO Championships 2023 - Rnd 7 @ Snetterton

## BMCRC Formula 400 & INTA Motorcycles Blue Haze GP 2-Stroke

### RACE 8 - STATISTICS

**CLASS : GP**

6 Starters

#### Fastest Lap History

NO	NAME	LAP TIME	TIME OF DAY	LAP	VEHICLE
6	Andrew SAWFORD	<b>2:04.216</b>	12:01:29.595	2	HONDA RS250R
6	Andrew SAWFORD	<b>2:03.815</b>	12:03:33.410	3	HONDA RS250R

#### Leader History

NO	NAME	FROM LAP	LAPS LED	DISTANCE	VEHICLE
6	Andrew SAWFORD	1	7	20.78 miles	HONDA RS250R

# BMCRC - MRO Championships 2023 - Rnd 7 @ Snetterton

## BMCRC Formula 400 & INTA Motorcycles Blue Haze GP 2-Stroke

### RACE 19 - GRID (6 Laps)

ROW 11	33	39	Aaron MONK	32	577	Richard BUCKHAM	31	12	Kees RAMSEY
ROW 10	30	88	Florentin Valentin STANCIU	29	42	Martin PEARSON	28	26	Lydia THOMPSON
ROW 9	27	911	Kian BUSA	26	400	Stuart THURTLÉ	25	116	Aleisha LAYTON
ROW 8	24	17	Freddie BATE	23	24	Harley GODZISZ	22	52	Stephen BAYLEY
ROW 7	21	7	Roy DEWHURST	20	60	Danny GOUGH	19	101	Francesco ROSSATO
ROW 6	18	70	Andrew BURSCOUGH	17	46	Sam MASON	16	57	John WILTON
ROW 5	15	27	Lucian Silviu SINCA	14	90	Steve RAPA	13	152	Sean GOLDSMITH
ROW 4	12	65	Andrew MOXON	11	115	Jake DONKERSLEY	10	3	Tom BARRETT
ROW 3	9	15	Fred McMULLAN	8	95	Greg MARSHALL	7	277	Richard HAYWARD
ROW 2	6	25	Haydon SMITH	5	16	Alan MAJOR	4	151	Nick SMITH
ROW 1	3	2	Andrew GILL	2	5	John LEA	1	6	Andrew SAWFORD
<b>Pole</b>									

Snetterton 300: 2.9689 miles

These results are provisional until the conclusion of any judicial and technical matters.

Clerk Of Course :	Stewards :	Timekeeper : <i>Craig Smith</i>
-------------------	------------	------------------------------------

Results can be found at [www.tsl-timing.com](http://www.tsl-timing.com)

Printed - 12:17 Sunday, 03 September 2023



## BMCRC - MRO Championships 2023 - Rnd 7 @ Snetterton

### BMCRC Formula 400 & INTA Motorcycles Blue Haze GP 2-Stroke

### RACE 19 - CLASSIFICATION

POS	NO	CL	PIC NAME	ENTRY	LAPS	TIME	GAP	DIFF	MPH	BEST	ON
1	6	GP	1 Andrew SAWFORD	HONDA RS250R - ST NEOTS MOTORCYCLE CO L	6	12:36.180			84.80	2:03.850	3
2	5	GP	2 John LEA	Yamaha TZ 250 - P G & J Lea Plumbing & heating	6	12:49.383	13.203	13.203	83.35	2:06.933	2
3	2	M	1 Andrew GILL	Kawasaki ZXR400 -	6	12:49.929	13.749	0.546	83.29	2:06.508	6
4	25	M	2 Haydon SMITH	Kawasaki ZXR400 - HI-Precision Engineering Ltd	6	13:06.994	30.814	17.065	81.48	2:08.690	6
5	151	S	1 Nick SMITH	Kawasaki ZXR400 - Hi-Precision Engineering Ltd	6	13:08.783	32.603	1.789	81.30	2:09.553	6
6	277	GP	3 Richard HAYWARD	Yamaha TZ250 - GForce/Hayward R Ltd/SnapOn	6	13:09.164	32.984	0.381	81.26	2:09.537	5
7	16	S	2 Alan MAJOR	Kawasaki ZXR400 - Major Performance Developmer	6	13:09.379	33.199	0.215	81.23	2:09.765	6
8	95	S	3 Greg MARSHALL	Kawasaki NINJA 400 - EBCBrakes ,HELPerformance	6	13:15.154	38.974	5.775	80.64	2:11.076	3
9	15	M	3 Fred McMULLAN	Kawasaki NINJA 400 - 3D Racing/Orwell Motorcycle:	6	13:15.237	39.057	0.083	80.64	2:11.112	3
10	152	S	4 Sean GOLDSMITH	Honda NC30 - Vanguard motorsport	6	13:43.489	1:07.309	28.252	77.87	2:15.640	2
11	90	S	5 Steve RAPA	Honda RVF400 (BRUCE) - My Own Fair Hands	6	13:44.483	1:08.303	0.994	77.78	2:15.953	6
12	115	S/R	1 Jake DONKERSLEY	Honda VFR400 NC30 -	6	13:44.549	1:08.369	0.066	77.77	2:14.531	3
13	60	GP	4 Danny GOUGH	Yamaha TZ 250 - G Force Motorcycles	6	14:08.000	1:31.820	23.451	75.62	2:19.533	3
14	27	S/R	2 Lucian Silviu SINCA	Kawasaki ZX400R -	6	14:11.440	1:35.260	3.440	75.31	2:20.673	4
15	46	S/R	3 Sam MASON	Kawasaki ZXR400 -	6	14:11.917	1:35.737	0.477	75.27	2:19.043	5
16	57	S/R	4 John WILTON	Kawasaki ZXR400 -	6	14:12.011	1:35.831	0.094	75.26	2:19.784	6
17	101	S/R	5 Francesco ROSSATO	Kawasaki ZXR400 -	6	14:13.711	1:37.531	1.700	75.11	2:19.704	6
18	52	GP	5 Stephen BAYLEY	Yamaha TZ 250 - Mander Organ Builders	6	14:23.131	1:46.951	9.420	74.29	2:20.198	6
19	88	S/R	6 Florentin Valentin STANCIU	Kawasaki ZXR400 -	6	14:26.522	1:50.342	3.391	74.00	2:21.781	2
20	24	S	6 Harley GODZISZ	Honda NC30 - SonicRacing.co.uk	6	14:26.628	1:50.448	0.106	73.99	2:21.504	5
21	17	R	1 Freddie BATE	Kawasaki NINJA 300 - hartjay	6	14:55.544	2:19.364	28.916	71.60	2:25.639	2
22	911	M	4 Kian BUSA	Kawasaki 400 NINJA -	5	12:38.047	1 Lap	1 Lap	70.49	2:29.490	2
23	400	M	5 Stuart THURTLIE	Kawasaki NINJA 400 - TeamTortoise Racing	5	12:49.734	1 Lap	11.687	69.42	2:31.664	5
24	12	S/R	7 Kees RAMSEY	Kawasaki NINJA 400 -	5	12:49.896	1 Lap	0.162	69.41	2:30.935	5

#### NOT CLASSIFIED

DNF	65	M	Andrew MOXON	Kawasaki ZXR 400 - Helix Homes Developments ltd	4	9:08.355	2 Laps	1 Lap	77.96	2:15.197	2
DNF	3	GP	Tom BARRETT	Honda RS250 -	2	4:37.824	4 Laps	2 Laps	76.94	2:14.210	2

#### FASTEST LAP

6	GP	Andrew SAWFORD	HONDA RS250R - ST NEOTS MOTORCYCLE CO L	3	2:03.850	86.29 mph	138.88 kph
2	M	Andrew GILL	Kawasaki ZXR400 -	6	2:06.508	84.48 mph	135.96 kph
151	S	Nick SMITH	Kawasaki ZXR400 - Hi-Precision Engineering Ltd	6	2:09.553	82.49 mph	132.77 kph
115	S/R	Jake DONKERSLEY	Honda VFR400 NC30 -	3	2:14.531	79.44 mph	127.85 kph
17	R	Freddie BATE	Kawasaki NINJA 300 - hartjay	2	2:25.639	73.38 mph	118.10 kph

Class GP - 92.5% of Race Speed = 78.44 mph

Class M - 92.5% of Race Speed = 77.04 mph

Class S - 92.5% of Race Speed = 75.20 mph

Class S/R - 92.5% of Race Speed = 71.93 mph

Class R - 92.5% of Race Speed = 66.23 mph

Weather / Track : Sunny / Dry

These results are provisional until the conclusion of any judicial and technical matters.

Race Distance: 6 Laps / 17.81 miles

Snetterton 300: 2.9689 miles

Date: 03/09/2023 Start: 16:37 Finish: 16:49

Clerk Of Course :	Stewards :	Timekeeper : <i>Craig Smith</i>
-------------------	------------	------------------------------------

Results can be found at [www.tsl-timing.com](http://www.tsl-timing.com)

Printed - 16:53 Sunday, 03 September 2023





# BMCRC - MRO Championships 2023 - Rnd 7 @ Snetterton

## BMCRC Formula 400 & INTA Motorcycles Blue Haze GP 2-Stroke

### RACE 19 - LAP CHART

#### LAP 1 @ 16:39:31.837

NO	BEHIND	LAP TIME
6		2:12.282
5	0.747	2:13.029
2	1.150	2:13.432
25	4.049	2:16.331
151	4.332	2:16.614
16	4.502	2:16.784
95	5.544	2:17.826
277	6.120	2:18.402
15	6.578	2:18.860
65	8.255	2:20.537
152	9.758	2:22.040
90	9.978	2:22.260
115	10.318	2:22.600
3	11.332	2:23.614
27	14.299	2:26.581
57	15.124	2:27.406
60	15.819	2:28.101
101	16.727	2:29.009
46	17.379	2:29.661
88	21.748	2:34.030
24	23.053	2:35.335
52	23.147	2:35.429
911	25.790	2:38.072
17	26.004	2:38.286
400	27.303	2:39.585
12	31.099	2:43.381

#### LAP 2 @ 16:41:36.920

NO	BEHIND	LAP TIME
6		2:05.083
5	2.597	2:06.933
2	3.612	2:07.545
25	9.806	2:10.840
151	10.254	2:11.005
16	10.474	2:11.055
277	11.788	2:10.751
95	12.401	2:11.940
15	12.806	2:11.311
65	18.369	2:15.197
152	20.315	2:15.640
3	20.459	2:14.210
90	21.233	2:16.338
115	23.311	2:18.076
27	30.135	2:20.919
60	30.522	2:19.786
57	31.679	2:21.638
46	33.969	2:21.673
101	35.034	2:23.390
88	38.446	2:21.781
52	39.491	2:21.427
24	40.652	2:22.682
17	46.560	2:25.639
911	50.197	2:29.490
400	54.878	2:32.658
12	58.746	2:32.730

#### LAP 3 @ 16:43:40.770

NO	BEHIND	LAP TIME
6		2:03.850
5	6.404	2:07.657
2	7.577	2:07.815
25	17.092	2:11.136

16	17.133	2:10.509
151	17.647	2:11.243
277	18.239	2:10.301
95	19.627	2:11.076
15	20.068	2:11.112
65	30.473	2:15.954
152	33.325	2:16.860
90	33.652	2:16.269
115	33.992	2:14.531
60	46.205	2:19.533
27	47.063	2:20.778
57	49.257	2:21.428
46	51.587	2:21.468
101	52.343	2:21.159
88	56.999	2:22.403
52	59.206	2:23.565
24	59.820	2:23.018
17	1:09.812	2:27.102
911	1:16.389	2:30.042
400	1:25.006	2:33.978
12	1:26.750	2:31.854

#### LAP 4 @ 16:45:45.409

NO	BEHIND	LAP TIME
6		2:04.639
5	9.444	2:07.679
2	10.669	2:07.731
25	22.295	2:09.842
151	22.633	2:09.625
16	23.165	2:10.671
277	23.311	2:09.711
95	26.537	2:11.549
15	26.616	2:11.187
65	42.501	2:16.667
152	44.489	2:15.803
90	45.053	2:16.040
115	45.278	2:15.925
60	1:01.557	2:19.991
27	1:03.097	2:20.673
57	1:06.182	2:21.564
46	1:07.281	2:20.333
101	1:08.234	2:20.530
88	1:14.960	2:22.600
52	1:15.168	2:20.601
24	1:17.041	2:21.860
17	1:33.343	2:28.170
911	1:42.576	2:30.826
400	1:52.216	2:31.849
12	1:53.107	2:30.996

#### LAP 5 @ 16:47:49.711

NO	BEHIND	LAP TIME
6		2:04.302
5	12.086	2:06.944
2	13.265	2:06.898
25	28.148	2:10.155
277	28.546	2:09.537
151	29.074	2:10.743
16	29.458	2:10.595
15	33.445	2:11.131
95	33.499	2:11.264
152	57.290	2:17.103
115	57.829	2:16.853
90	58.374	2:17.623
60	1:17.704	2:20.449

27	1:19.947	2:21.152
46	1:22.022	2:19.043
57	1:22.071	2:20.191
101	1:23.851	2:19.919
52	1:32.777	2:21.911
88	1:33.694	2:23.036
24	1:34.243	2:21.504
17	1:57.917	2:28.876

#### LAP 6 @ 16:49:55.735

NO	BEHIND	LAP TIME
6		2:06.024
911	1 Lap	2:29.617
5	13.203	2:07.141
400	1 Lap	2:31.664
12	1 Lap	2:30.935
2	13.749	2:06.508
25	30.814	2:08.690
151	32.603	2:09.553
277	32.984	2:10.462
16	33.199	2:09.765
95	38.974	2:11.499
15	39.057	2:11.636
152	1:07.309	2:16.043
90	1:08.303	2:15.953
115	1:08.369	2:16.564
60	1:31.820	2:20.140
27	1:35.260	2:21.337
46	1:35.737	2:19.739
57	1:35.831	2:19.784
101	1:37.531	2:19.704
52	1:46.951	2:20.198
88	1:50.342	2:22.672
24	1:50.448	2:22.229
17	2:19.364	2:27.471

# BMCRC - MRO Championships 2023 - Rnd 7 @ Snetterton

## BMCRC Formula 400 & INTA Motorcycles Blue Haze GP 2-Stroke

### RACE 19 - POSITION CHART

No	Name	Lap Pos	Lap					
			1	2	3	4	5	6
6	SAWFORD	1	6	6	6	6	6	6
5	LEA	2	5	5	5	5	5	5
2	GILL	3	2	2	2	2	2	2
151	SMITH	4	25	25	25	25	25	25
16	MAJOR	5	151	151	16	151	277	151
25	SMITH	6	16	16	151	16	151	277
277	HAYWARD	7	95	277	277	277	16	16
95	MARSHALL	8	277	95	95	95	15	95
15	McMULLAN	9	15	15	15	15	95	15
3	BARRETT	10	65	65	65	65	152	152
115	DONKERSLEY	11	152	152	152	152	115	90
65	MOXON	12	90	3	90	90	90	115
152	GOLDSMITH	13	115	90	115	115	60	60
90	RAPA	14	3	115	60	60	27	27
27	SINCA	15	27	27	27	27	46	46
57	WILTON	16	57	60	57	57	57	57
46	MASON	17	60	57	46	46	101	101
101	ROSSATO	18	101	46	101	101	52	52
60	GOUGH	19	46	101	88	88	88	88
52	BAYLEY	20	88	88	52	52	24	24
24	GODZISZ	21	24	52	24	24	17	17
17	BATE	22	52	24	17	17	911	
400	THURTL	23	911	17	911	911	400	
911	BUSA	24	17	911	400	400	12	
88	STANCIU	25	400	400	12	12		
12	RAMSEY	26	12	12				

# BMCRC - MRO Championships 2023 - Rnd 7 @ Snetterton

## BMCRC Formula 400 & INTA Motorcycles Blue Haze GP 2-Stroke

### RACE 19 - SECTOR ANALYSIS



SECTOR 1 = FL to I1, SECTOR 2 = I1 to FL, DIFF = Difference To Personal Best Lap, P = Crossed Finish Line in Pit Lane, D = Time Disallowed

P1		6 GP		Andrew SAWFORD		HONDA RS250R - ST NEOTS MOTORCYCLE CO LTD	
IDEAL LAP TIME : 2:03.849		BEST LAP TIME : 2:03.850		DIFFERENCE : 0.001			
LAP	SECTOR 1	SECTOR 2	LAP TIME	MPH	DIFF	TIME OF DAY	
1 -		41.935	2:12.282	80.79	8.432	16:39:31.837	
2 -	1:23.770	41.313	2:05.083	85.44	1.233	16:41:36.920	
3 -	1:22.549	<b>41.301</b>	<b>2:03.850 (1)</b>	<b>86.29</b>		<b>16:43:40.770</b>	
4 -	1:23.272	41.367	2:04.639 (3)	85.75	0.789	16:45:45.409	
5 -	<b>1:22.548</b>	41.754	2:04.302 (2)	85.98	0.452	16:47:49.711	
6 -	1:23.184	42.840	2:06.024	84.80	2.174	16:49:55.735	

P2		5 GP		John LEA		Yamaha TZ 250 - P G & J Lea Plumbing & heating	
IDEAL LAP TIME : 2:06.635		BEST LAP TIME : 2:06.933		DIFFERENCE : 0.298			
LAP	SECTOR 1	SECTOR 2	LAP TIME	MPH	DIFF	TIME OF DAY	
1 -		42.512	2:13.029	80.34	6.096	16:39:32.584	
2 -	<b>1:24.839</b>	42.094	<b>2:06.933 (1)</b>	<b>84.20</b>		<b>16:41:39.517</b>	
3 -	1:25.395	42.262	2:07.657	83.72	0.724	16:43:47.174	
4 -	1:25.441	42.238	2:07.679	83.71	0.746	16:45:54.853	
5 -	1:25.141	41.803	2:06.944 (2)	84.19	0.011	16:48:01.797	
6 -	1:25.345	<b>41.796</b>	2:07.141 (3)	84.06	0.208	16:50:08.938	

P3		2 M		Andrew GILL		Kawasaki ZXR400 -	
IDEAL LAP TIME : 2:06.399		BEST LAP TIME : 2:06.508		DIFFERENCE : 0.109			
LAP	SECTOR 1	SECTOR 2	LAP TIME	MPH	DIFF	TIME OF DAY	
1 -		42.876	2:13.432	80.10	6.924	16:39:32.987	
2 -	1:25.091	42.454	2:07.545 (3)	83.79	1.037	16:41:40.532	
3 -	1:25.456	42.359	2:07.815	83.62	1.307	16:43:48.347	
4 -	1:25.253	42.478	2:07.731	83.67	1.223	16:45:56.078	
5 -	1:25.019	<b>41.879</b>	2:06.898 (2)	84.22	0.390	16:48:02.976	
6 -	<b>1:24.520</b>	41.988	<b>2:06.508 (1)</b>	<b>84.48</b>		<b>16:50:09.484</b>	

P4		25 M		Haydon SMITH		Kawasaki ZXR400 - HI-Precision Engineering Ltd	
IDEAL LAP TIME : 2:08.690		BEST LAP TIME : 2:08.690		DIFFERENCE : 0.000			
LAP	SECTOR 1	SECTOR 2	LAP TIME	MPH	DIFF	TIME OF DAY	
1 -		43.843	2:16.331	78.39	7.641	16:39:35.886	
2 -	1:27.143	43.697	2:10.840	81.68	2.150	16:41:46.726	
3 -	1:28.017	43.119	2:11.136	81.50	2.446	16:43:57.862	
4 -	1:26.430	43.412	2:09.842 (2)	82.31	1.152	16:46:07.704	
5 -	1:26.902	43.253	2:10.155 (3)	82.11	1.465	16:48:17.859	
6 -	<b>1:26.092</b>	<b>42.598</b>	<b>2:08.690 (1)</b>	<b>83.05</b>		<b>16:50:26.549</b>	

P5		151 S		Nick SMITH		Kawasaki ZXR400 - Hi-Precision Engineering Ltd	
IDEAL LAP TIME : 2:09.134		BEST LAP TIME : 2:09.553		DIFFERENCE : 0.419			
LAP	SECTOR 1	SECTOR 2	LAP TIME	MPH	DIFF	TIME OF DAY	
1 -		43.951	2:16.614	78.23	7.061	16:39:36.169	
2 -	1:27.536	43.469	2:11.005	81.58	1.452	16:41:47.174	
3 -	1:27.744	43.499	2:11.243	81.43	1.690	16:43:58.417	
4 -	<b>1:26.034</b>	43.591	2:09.625 (2)	82.45	0.072	16:46:08.042	
5 -	1:27.186	43.557	2:10.743 (3)	81.74	1.190	16:48:18.785	
6 -	1:26.453	<b>43.100</b>	<b>2:09.553 (1)</b>	<b>82.49</b>		<b>16:50:28.338</b>	

P6		277 GP		Richard HAYWARD		Yamaha TZ250 - GForce/Hayward R Ltd/SnapOn	
IDEAL LAP TIME : 2:09.314		BEST LAP TIME : 2:09.537		DIFFERENCE : 0.223			
LAP	SECTOR 1	SECTOR 2	LAP TIME	MPH	DIFF	TIME OF DAY	
1 -		44.212	2:18.402	77.22	8.865	16:39:37.957	
2 -	1:26.710	44.041	2:10.751	81.74	1.214	16:41:48.708	
3 -	1:26.326	43.975	2:10.301 (3)	82.02	0.764	16:43:59.009	
4 -	<b>1:26.094</b>	43.617	2:09.711 (2)	82.39	0.174	16:46:08.720	
5 -	1:26.317	<b>43.220</b>	<b>2:09.537 (1)</b>	<b>82.50</b>		<b>16:48:18.257</b>	
6 -	1:26.549	43.913	2:10.462	81.92	0.925	16:50:28.719	

# BMCRC - MRO Championships 2023 - Rnd 7 @ Snetterton

## BMCRC Formula 400 & INTA Motorcycles Blue Haze GP 2-Stroke

### RACE 19 - SECTOR ANALYSIS



SECTOR 1 = FL to I1, SECTOR 2 = I1 to FL, DIFF = Difference To Personal Best Lap, P = Crossed Finish Line in Pit Lane, D = Time Disallowed

P7 16 S Alan MAJOR		Kawasaki ZXR400 - Major Performance Developments				
IDEAL LAP TIME : 2:09.599		BEST LAP TIME : 2:09.765		DIFFERENCE : 0.166		
LAP	SECTOR 1	SECTOR 2	LAP TIME	MPH	DIFF	TIME OF DAY
1 -		43.506	2:16.784	78.13	7.019	16:39:36.339
2 -	1:27.674	43.381	2:11.055	81.55	1.290	16:41:47.394
3 -	1:27.423	<b>43.086</b>	2:10.509 (2)	81.89	0.744	16:43:57.903
4 -	1:26.837	43.834	2:10.671	81.79	0.906	16:46:08.574
5 -	1:27.061	43.534	2:10.595 (3)	81.84	0.830	16:48:19.169
6 -	<b>1:26.513</b>	43.252	<b>2:09.765 (1)</b>	<b>82.36</b>		<b>16:50:28.934</b>

P8 95 S Greg MARSHALL		Kawasaki NINJA 400 - EBCBrakes ,HELPerformance, R&G				
IDEAL LAP TIME : 2:10.812		BEST LAP TIME : 2:11.076		DIFFERENCE : 0.264		
LAP	SECTOR 1	SECTOR 2	LAP TIME	MPH	DIFF	TIME OF DAY
1 -		43.667	2:17.826	77.54	6.750	16:39:37.381
2 -	1:27.482	44.458	2:11.940	81.00	0.864	16:41:49.321
3 -	<b>1:27.340</b>	43.736	<b>2:11.076 (1)</b>	<b>81.54</b>		<b>16:44:00.397</b>
4 -	1:27.806	43.743	2:11.549	81.24	0.473	16:46:11.946
5 -	1:27.792	<b>43.472</b>	2:11.264 (2)	81.42	0.188	16:48:23.210
6 -	1:27.661	43.838	2:11.499 (3)	81.27	0.423	16:50:34.709

P9 15 M Fred McMULLAN		Kawasaki NINJA 400 - 3D Racing/Orwell Motorcycles ipswich				
IDEAL LAP TIME : 2:10.910		BEST LAP TIME : 2:11.112		DIFFERENCE : 0.202		
LAP	SECTOR 1	SECTOR 2	LAP TIME	MPH	DIFF	TIME OF DAY
1 -		43.443	2:18.860	76.96	7.748	16:39:38.415
2 -	1:27.815	43.496	2:11.311	81.39	0.199	16:41:49.726
3 -	1:27.674	<b>43.438</b>	<b>2:11.112 (1)</b>	<b>81.51</b>		<b>16:44:00.838</b>
4 -	<b>1:27.472</b>	43.715	2:11.187 (3)	81.47	0.075	16:46:12.025
5 -	1:27.669	43.462	2:11.131 (2)	81.50	0.019	16:48:23.156
6 -	1:27.804	43.832	2:11.636	81.19	0.524	16:50:34.792

P10 152 S Sean GOLDSMITH		Honda NC30 - Vanguard motorsport				
IDEAL LAP TIME : 2:15.394		BEST LAP TIME : 2:15.640		DIFFERENCE : 0.246		
LAP	SECTOR 1	SECTOR 2	LAP TIME	MPH	DIFF	TIME OF DAY
1 -		45.236	2:22.040	75.24	6.400	16:39:41.595
2 -	1:30.615	<b>45.025</b>	<b>2:15.640 (1)</b>	<b>78.79</b>		<b>16:41:57.235</b>
3 -	1:31.005	45.855	2:16.860	78.09	1.220	16:44:14.095
4 -	1:30.385	45.418	2:15.803 (2)	78.70	0.163	16:46:29.898
5 -	1:31.471	45.632	2:17.103	77.95	1.463	16:48:47.001
6 -	<b>1:30.369</b>	45.674	2:16.043 (3)	78.56	0.403	16:51:03.044

P11 90 S Steve RAPA		Honda RVF400 (BRUCE) - My Own Fair Hands				
IDEAL LAP TIME : 2:15.119		BEST LAP TIME : 2:15.953		DIFFERENCE : 0.834		
LAP	SECTOR 1	SECTOR 2	LAP TIME	MPH	DIFF	TIME OF DAY
1 -		45.467	2:22.260	75.13	6.307	16:39:41.815
2 -	1:31.246	45.092	2:16.338	78.39	0.385	16:41:58.153
3 -	<b>1:30.432</b>	45.837	2:16.269 (3)	78.43	0.316	16:44:14.422
4 -	1:30.976	45.064	2:16.040 (2)	78.56	0.087	16:46:30.462
5 -	1:31.576	46.047	2:17.623	77.66	1.670	16:48:48.085
6 -	1:31.266	<b>44.687</b>	<b>2:15.953 (1)</b>	<b>78.61</b>		<b>16:51:04.038</b>

P12 115 S/R Jake DONKERSLEY		Honda VFR400 NC30 -				
IDEAL LAP TIME : 2:13.896		BEST LAP TIME : 2:14.531		DIFFERENCE : 0.635		
LAP	SECTOR 1	SECTOR 2	LAP TIME	MPH	DIFF	TIME OF DAY
1 -		44.586	2:22.600	74.95	8.069	16:39:42.155
2 -	1:32.726	45.350	2:18.076	77.40	3.545	16:42:00.231
3 -	<b>1:29.381</b>	45.150	<b>2:14.531 (1)</b>	<b>79.44</b>		<b>16:44:14.762</b>
4 -	1:30.853	45.072	2:15.925 (2)	78.63	1.394	16:46:30.687
5 -	1:30.998	45.855	2:16.853	78.09	2.322	16:48:47.540
6 -	1:32.049	<b>44.515</b>	2:16.564 (3)	78.26	2.033	16:51:04.104

# BMCRC - MRO Championships 2023 - Rnd 7 @ Snetterton

## BMCRC Formula 400 & INTA Motorcycles Blue Haze GP 2-Stroke

### RACE 19 - SECTOR ANALYSIS



SECTOR 1 = FL to I1, SECTOR 2 = I1 to FL, DIFF = Difference To Personal Best Lap, P = Crossed Finish Line in Pit Lane, D = Time Disallowed

P13 60 GP		Danny GOUGH		Yamaha TZ 250 - G Force Motorcycles		
IDEAL LAP TIME : 2:19.163		BEST LAP TIME : 2:19.533		DIFFERENCE : 0.370		
LAP	SECTOR 1	SECTOR 2	LAP TIME	MPH	DIFF	TIME OF DAY
1 -		46.795	2:28.101	72.16	8.568	16:39:47.656
2 -	1:33.131	46.655	2:19.786 (2)	76.46	0.253	16:42:07.442
3 -	1:33.109	<b>46.424</b>	<b>2:19.533 (1)</b>	<b>76.59</b>		<b>16:44:26.975</b>
4 -	<b>1:32.739</b>	47.252	2:19.991 (3)	76.34	0.458	16:46:46.966
5 -	1:33.346	47.103	2:20.449	76.09	0.916	16:49:07.415
6 -	1:32.834	47.306	2:20.140	76.26	0.607	16:51:27.555

P14 27 S/R		Lucian Silviu SINCA		Kawasaki ZX400R -		
IDEAL LAP TIME : 2:20.550		BEST LAP TIME : 2:20.673		DIFFERENCE : 0.123		
LAP	SECTOR 1	SECTOR 2	LAP TIME	MPH	DIFF	TIME OF DAY
1 -		<b>46.991</b>	2:26.581	72.91	5.908	16:39:46.136
2 -	1:33.770	47.149	2:20.919 (3)	75.84	0.246	16:42:07.055
3 -	<b>1:33.559</b>	47.219	2:20.778 (2)	75.92	0.105	16:44:27.833
4 -	1:33.624	47.049	<b>2:20.673 (1)</b>	<b>75.97</b>		<b>16:46:48.506</b>
5 -	1:34.074	47.078	2:21.152	75.72	0.479	16:49:09.658
6 -	1:34.032	47.305	2:21.337	75.62	0.664	16:51:30.995

P15 46 S/R		Sam MASON		Kawasaki ZXR400 -		
IDEAL LAP TIME : 2:18.735		BEST LAP TIME : 2:19.043		DIFFERENCE : 0.308		
LAP	SECTOR 1	SECTOR 2	LAP TIME	MPH	DIFF	TIME OF DAY
1 -		47.210	2:29.661	71.41	10.618	16:39:49.216
2 -	1:34.434	47.239	2:21.673	75.44	2.630	16:42:10.889
3 -	1:34.081	47.387	2:21.468	75.55	2.425	16:44:32.357
4 -	1:33.340	46.993	2:20.333 (3)	76.16	1.290	16:46:52.690
5 -	1:32.719	<b>46.324</b>	<b>2:19.043 (1)</b>	<b>76.86</b>		<b>16:49:11.733</b>
6 -	<b>1:32.411</b>	47.328	2:19.739 (2)	76.48	0.696	16:51:31.472

P16 57 S/R		John WILTON		Kawasaki ZXR400 -		
IDEAL LAP TIME : 2:19.536		BEST LAP TIME : 2:19.784		DIFFERENCE : 0.248		
LAP	SECTOR 1	SECTOR 2	LAP TIME	MPH	DIFF	TIME OF DAY
1 -		<b>47.045</b>	2:27.406	72.50	7.622	16:39:46.961
2 -	1:34.434	47.204	2:21.638	75.46	1.854	16:42:08.599
3 -	1:34.278	47.150	2:21.428 (3)	75.57	1.644	16:44:30.027
4 -	1:33.813	47.751	2:21.564	75.49	1.780	16:46:51.591
5 -	1:33.081	47.110	2:20.191 (2)	76.23	0.407	16:49:11.782
6 -	<b>1:32.491</b>	47.293	<b>2:19.784 (1)</b>	<b>76.46</b>		<b>16:51:31.566</b>

P17 101 S/R		Francesco ROSSATO		Kawasaki ZXR400 -		
IDEAL LAP TIME : 2:19.584		BEST LAP TIME : 2:19.704		DIFFERENCE : 0.120		
LAP	SECTOR 1	SECTOR 2	LAP TIME	MPH	DIFF	TIME OF DAY
1 -		47.145	2:29.009	71.72	9.305	16:39:48.564
2 -	1:36.251	47.139	2:23.390	74.53	3.686	16:42:11.954
3 -	1:34.106	47.053	2:21.159	75.71	1.455	16:44:33.113
4 -	1:33.186	47.344	2:20.530 (3)	76.05	0.826	16:46:53.643
5 -	<b>1:33.171</b>	46.748	2:19.919 (2)	76.38	0.215	16:49:13.562
6 -	1:33.291	<b>46.413</b>	<b>2:19.704 (1)</b>	<b>76.50</b>		<b>16:51:33.266</b>

P18 52 GP		Stephen BAYLEY		Yamaha TZ 250 - Mander Organ Builders		
IDEAL LAP TIME : 2:19.463		BEST LAP TIME : 2:20.198		DIFFERENCE : 0.735		
LAP	SECTOR 1	SECTOR 2	LAP TIME	MPH	DIFF	TIME OF DAY
1 -		48.581	2:35.429	68.76	15.231	16:39:54.984
2 -	1:34.431	<b>46.996</b>	2:21.427 (3)	75.57	1.229	16:42:16.411
3 -	1:34.545	49.020	2:23.565	74.44	3.367	16:44:39.976
4 -	1:32.782	47.819	2:20.601 (2)	76.01	0.403	16:47:00.577
5 -	1:34.050	47.861	2:21.911	75.31	1.713	16:49:22.488
6 -	<b>1:32.467</b>	47.731	<b>2:20.198 (1)</b>	<b>76.23</b>		<b>16:51:42.686</b>

# BMCRC - MRO Championships 2023 - Rnd 7 @ Snetterton

## BMCRC Formula 400 & INTA Motorcycles Blue Haze GP 2-Stroke

### RACE 19 - SECTOR ANALYSIS



SECTOR 1 = FL to I1, SECTOR 2 = I1 to FL, DIFF = Difference To Personal Best Lap, P = Crossed Finish Line in Pit Lane, D = Time Disallowed

P19 88 S/R		Florentin Valentin STANCIU		Kawasaki ZXR400 -		
IDEAL LAP TIME : 2:21.702		BEST LAP TIME : 2:21.781		DIFFERENCE : 0.079		
LAP	SECTOR 1	SECTOR 2	LAP TIME	MPH	DIFF	TIME OF DAY
1 -		48.465	2:34.030	69.38	12.249	16:39:53.585
2 -	1:34.406	<b>47.375</b>	<b>2:21.781 (1)</b>	<b>75.38</b>		<b>16:42:15.366</b>
3 -	1:34.442	47.961	2:22.403 (2)	75.05	0.622	16:44:37.769
4 -	1:34.428	48.172	2:22.600 (3)	74.95	0.819	16:47:00.369
5 -	1:34.828	48.208	2:23.036	74.72	1.255	16:49:23.405
6 -	<b>1:34.327</b>	48.345	2:22.672	74.91	0.891	16:51:46.077

P20 24 S		Harley GODZISZ		Honda NC30 - SonicRacing.co.uk		
IDEAL LAP TIME : 2:21.091		BEST LAP TIME : 2:21.504		DIFFERENCE : 0.413		
LAP	SECTOR 1	SECTOR 2	LAP TIME	MPH	DIFF	TIME OF DAY
1 -		48.324	2:35.335	68.80	13.831	16:39:54.890
2 -	1:35.654	<b>47.028</b>	2:22.682	74.90	1.178	16:42:17.572
3 -	1:34.715	48.303	2:23.018	74.73	1.514	16:44:40.590
4 -	1:34.104	47.756	2:21.860 (2)	75.34	0.356	16:47:02.450
5 -	<b>1:34.063</b>	47.441	<b>2:21.504 (1)</b>	<b>75.53</b>		<b>16:49:23.954</b>
6 -	1:34.788	47.441	2:22.229 (3)	75.14	0.725	16:51:46.183

P21 17 R		Freddie BATE		Kawasaki NINJA 300 - hartjay		
IDEAL LAP TIME : 2:25.639		BEST LAP TIME : 2:25.639		DIFFERENCE : 0.000		
LAP	SECTOR 1	SECTOR 2	LAP TIME	MPH	DIFF	TIME OF DAY
1 -		50.134	2:38.286	67.52	12.647	16:39:57.841
2 -	<b>1:37.110</b>	<b>48.529</b>	<b>2:25.639 (1)</b>	<b>73.38</b>		<b>16:42:23.480</b>
3 -	1:37.618	49.484	2:27.102 (2)	72.65	1.463	16:44:50.582
4 -	1:38.481	49.689	2:28.170	72.13	2.531	16:47:18.752
5 -	1:39.528	49.348	2:28.876	71.79	3.237	16:49:47.628
6 -	1:38.455	49.016	2:27.471 (3)	72.47	1.832	16:52:15.099

P22 911 M		Kian BUSA		Kawasaki 400 NINJA -		
IDEAL LAP TIME : 2:29.406		BEST LAP TIME : 2:29.490		DIFFERENCE : 0.084		
LAP	SECTOR 1	SECTOR 2	LAP TIME	MPH	DIFF	TIME OF DAY
1 -		50.644	2:38.072	67.61	8.582	16:39:57.627
2 -	1:39.024	<b>50.466</b>	<b>2:29.490 (1)</b>	<b>71.49</b>		<b>16:42:27.117</b>
3 -	<b>1:38.940</b>	51.102	2:30.042 (3)	71.23	0.552	16:44:57.159
4 -	1:40.251	50.575	2:30.826	70.86	1.336	16:47:27.985
5 -	1:38.953	50.664	2:29.617 (2)	71.43	0.127	16:49:57.602

P23 400 M		Stuart THURTLÉ		Kawasaki NINJA 400 - TeamTortoise Racing		
IDEAL LAP TIME : 2:30.962		BEST LAP TIME : 2:31.664		DIFFERENCE : 0.702		
LAP	SECTOR 1	SECTOR 2	LAP TIME	MPH	DIFF	TIME OF DAY
1 -		<b>50.120</b>	2:39.585	66.97	7.921	16:39:59.140
2 -	1:41.416	51.242	2:32.658 (3)	70.01	0.994	16:42:31.798
3 -	1:42.510	51.468	2:33.978	69.41	2.314	16:45:05.776
4 -	1:41.100	50.749	2:31.849 (2)	70.38	0.185	16:47:37.625
5 -	<b>1:40.842</b>	50.822	<b>2:31.664 (1)</b>	<b>70.47</b>		<b>16:50:09.289</b>

P24 12 S/R		Kees RAMSEY		Kawasaki NINJA 400 -		
IDEAL LAP TIME : 2:30.668		BEST LAP TIME : 2:30.935		DIFFERENCE : 0.267		
LAP	SECTOR 1	SECTOR 2	LAP TIME	MPH	DIFF	TIME OF DAY
1 -		51.069	2:43.381	65.41	12.446	16:40:02.936
2 -	1:42.081	50.649	2:32.730	69.98	1.795	16:42:35.666
3 -	1:41.133	50.721	2:31.854 (3)	70.38	0.919	16:45:07.520
4 -	<b>1:40.877</b>	50.119	2:30.996 (2)	70.78	0.061	16:47:38.516
5 -	1:41.144	<b>49.791</b>	<b>2:30.935 (1)</b>	<b>70.81</b>		<b>16:50:09.451</b>

# BMCRC - MRO Championships 2023 - Rnd 7 @ Snetterton

## BMCRC Formula 400 & INTA Motorcycles Blue Haze GP 2-Stroke

### RACE 19 - SECTOR ANALYSIS



SECTOR 1 = FL to I1, SECTOR 2 = I1 to FL, DIFF = Difference To Personal Best Lap, P = Crossed Finish Line in Pit Lane, D = Time Disallowed

<b>P25 65 M Andrew MOXON</b>		Kawasaki ZXR 400 - Helix Homes Developments ltd				
IDEAL LAP TIME : 2:14.139		BEST LAP TIME : 2:15.197		DIFFERENCE : 1.058		
LAP	SECTOR 1	SECTOR 2	LAP TIME	MPH	DIFF	TIME OF DAY
1 -		<b>43.781</b>	2:20.537	76.05	5.340	16:39:40.092
2 -	<b>1:30.358</b>	44.839	<b>2:15.197 (1)</b>	<b>79.05</b>		<b>16:41:55.289</b>
3 -	1:31.006	44.948	2:15.954 (2)	78.61	0.757	16:44:11.243
4 -	1:31.602	45.065	2:16.667 (3)	78.20	1.470	16:46:27.910

<b>P26 3 GP Tom BARRETT</b>		Honda RS250 -				
IDEAL LAP TIME : 2:14.039		BEST LAP TIME : 2:14.210		DIFFERENCE : 0.171		
LAP	SECTOR 1	SECTOR 2	LAP TIME	MPH	DIFF	TIME OF DAY
1 -		44.547	2:23.614	74.42	9.404	16:39:43.169
2 -	1:29.713	<b>44.497</b>	<b>2:14.210 (1)</b>	<b>79.63</b>		<b>16:41:57.379</b>

# BMCRC - MRO Championships 2023 - Rnd 7 @ Snetterton

## BMCRC Formula 400 & INTA Motorcycles Blue Haze GP 2-Stroke

### RACE 19 - BEST SECTORS

SECTOR 1			SECTOR 2			IDEAL / BEST COMPARISON						
POS	NO	NAME	TIME	NO	NAME	TIME	POS	NO	NAME	IDEAL	BEST	DIFF
									<b>PERFECT LAP</b>	<b>2:03.849</b>		
1	6	SAWFORD	1:22.548	6	SAWFORD	41.301	1	6	SAWFORD	2:03.849	2:03.850	0.001
2	2	GILL	1:24.520	5	LEA	41.796	2	2	GILL	2:06.399	2:06.508	0.109
3	5	LEA	1:24.839	2	GILL	41.879	3	5	LEA	2:06.635	2:06.933	0.298
4	151	SMITH	1:26.034	25	SMITH	42.598	4	25	SMITH	2:08.690	2:08.690	0.000
5	25	SMITH	1:26.092	16	MAJOR	43.086	5	151	SMITH	2:09.134	2:09.553	0.419
6	277	HAYWARD	1:26.094	151	SMITH	43.100	6	277	HAYWARD	2:09.314	2:09.537	0.223
7	16	MAJOR	1:26.513	277	HAYWARD	43.220	7	16	MAJOR	2:09.599	2:09.765	0.166
8	95	MARSHALL	1:27.340	15	McMULLAN	43.438	8	95	MARSHALL	2:10.812	2:11.076	0.264
9	15	McMULLAN	1:27.472	95	MARSHALL	43.472	9	15	McMULLAN	2:10.910	2:11.112	0.202
10	115	DONKERSLEY	1:29.381	65	MOXON	43.781	10	115	DONKERSLEY	2:13.896	2:14.531	0.635
11	3	BARRETT	1:29.542	3	BARRETT	44.497	11	3	BARRETT	2:14.039	2:14.210	0.171
12	65	MOXON	1:30.358	115	DONKERSLEY	44.515	12	65	MOXON	2:14.139	2:15.197	1.058
13	152	GOLDSMITH	1:30.369	90	RAPA	44.687	13	90	RAPA	2:15.119	2:15.953	0.834
14	90	RAPA	1:30.432	152	GOLDSMITH	45.025	14	152	GOLDSMITH	2:15.394	2:15.640	0.246
15	46	MASON	1:32.411	46	MASON	46.324	15	46	MASON	2:18.735	2:19.043	0.308
16	52	BAYLEY	1:32.467	101	ROSSATO	46.413	16	60	GOUGH	2:19.163	2:19.533	0.370
17	57	WILTON	1:32.491	60	GOUGH	46.424	17	52	BAYLEY	2:19.463	2:20.198	0.735
18	60	GOUGH	1:32.739	27	SINCA	46.991	18	57	WILTON	2:19.536	2:19.784	0.248
19	101	ROSSATO	1:33.171	52	BAYLEY	46.996	19	101	ROSSATO	2:19.584	2:19.704	0.120
20	27	SINCA	1:33.559	24	GODZISZ	47.028	20	27	SINCA	2:20.550	2:20.673	0.123
21	24	GODZISZ	1:34.063	57	WILTON	47.045	21	24	GODZISZ	2:21.091	2:21.504	0.413
22	88	STANCIU	1:34.327	88	STANCIU	47.375	22	88	STANCIU	2:21.702	2:21.781	0.079
23	17	BATE	1:37.110	17	BATE	48.529	23	17	BATE	2:25.639	2:25.639	0.000
24	911	BUSA	1:38.940	12	RAMSEY	49.791	24	911	BUSA	2:29.406	2:29.490	0.084
25	400	THURTLÉ	1:40.842	400	THURTLÉ	50.120	25	12	RAMSEY	2:30.668	2:30.935	0.267
26	12	RAMSEY	1:40.877	911	BUSA	50.466	26	400	THURTLÉ	2:30.962	2:31.664	0.702



# BMCRC - MRO Championships 2023 - Rnd 7 @ Snetterton

## BMCRC Formula 400 & INTA Motorcycles Blue Haze GP 2-Stroke

### RACE 19 - STATISTICS

**Competitors Started** 26  
**Planned Start** 2023-09-03 @ 16:20:00.000  
**Actual Start** 2023-09-03 @ 16:37:19.554  
**Finish Time** 2023-09-03 @ 16:49:55.734  
**Track Length** 2.9689mi.  
**Total Laps** 147  
**Total Distance Covered** 436.4299mi.

#### Session Fastest Lap History

NO	CL	NAME	LAP TIME	TIME OF DAY	LAP	VEHICLE
6	GP	Andrew SAWFORD	2:05.083	16:41:36.932	2	HONDA RS250R
6	GP	Andrew SAWFORD	2:03.850	16:43:40.782	3	HONDA RS250R

#### Session Leader History

NO	CL	NAME	FROM LAP	LAPS LED	DISTANCE	VEHICLE
6	GP	Andrew SAWFORD	1	6	17.81 miles	HONDA RS250R

#### Flag History

TYPE	TIME OF DAY
GREEN	16:37:19.554
FINISH	16:49:55.734

#### Flag Statistics

TYPE	COUNT	TOTAL LAPS	TOTAL TIME
Green	1	6	15:02.465
Red	0	0	0.000
Safety Car	0	0	0.000
FCY	0	0	0.000

# BMCRC - MRO Championships 2023 - Rnd 7 @ Snetterton

## BMCRC Formula 400 & INTA Motorcycles Blue Haze GP 2-Stroke

### RACE 19 - STATISTICS

CLASS : M

6 Starters

#### Fastest Lap History

NO	NAME	LAP TIME	TIME OF DAY	LAP	VEHICLE
2	Andrew GILL	<b>2:07.545</b>	16:41:40.548	2	Kawasaki ZXR400
2	Andrew GILL	<b>2:06.898</b>	16:48:02.992	5	Kawasaki ZXR400
2	Andrew GILL	<b>2:06.508</b>	16:50:09.484	6	Kawasaki ZXR400

#### Leader History

NO	NAME	FROM LAP	LAPS LED	DISTANCE	VEHICLE
2	Andrew GILL	1	6	17.81 miles	Kawasaki ZXR400

# BMCRC - MRO Championships 2023 - Rnd 7 @ Snetterton

## BMCRC Formula 400 & INTA Motorcycles Blue Haze GP 2-Stroke

### RACE 19 - STATISTICS

**CLASS : R**

1 Starters

#### Fastest Lap History

NO	NAME	LAP TIME	TIME OF DAY	LAP	VEHICLE
17	Freddie BATE	2:25.639	16:42:23.506	2	Kawasaki NINJA 300

#### Leader History

NO	NAME	FROM LAP	LAPS LED	DISTANCE	VEHICLE
17	Freddie BATE	1	6	17.81 miles	Kawasaki NINJA 300

# BMCRC - MRO Championships 2023 - Rnd 7 @ Snetterton

## BMCRC Formula 400 & INTA Motorcycles Blue Haze GP 2-Stroke

### RACE 19 - STATISTICS

**CLASS : S**

6 Starters

#### Fastest Lap History

NO	NAME	LAP TIME	TIME OF DAY	LAP	VEHICLE
151	Nick SMITH	<b>2:11.005</b>	16:41:47.178	2	Kawasaki ZXR400
16	Alan MAJOR	<b>2:10.509</b>	16:43:57.903	3	Kawasaki ZXR400
151	Nick SMITH	<b>2:09.625</b>	16:46:08.046	4	Kawasaki ZXR400
151	Nick SMITH	<b>2:09.553</b>	16:50:28.343	6	Kawasaki ZXR400

#### Leader History

NO	NAME	FROM LAP	LAPS LED	DISTANCE	VEHICLE
151	Nick SMITH	1	2	5.93 miles	Kawasaki ZXR400
16	Alan MAJOR	3	1	2.96 miles	Kawasaki ZXR400
151	Nick SMITH	4	3	8.90 miles	Kawasaki ZXR400

# BMCRC - MRO Championships 2023 - Rnd 7 @ Snetterton

## BMCRC Formula 400 & INTA Motorcycles Blue Haze GP 2-Stroke

### RACE 19 - STATISTICS

**CLASS : S/R**

7 Starters

#### Fastest Lap History

NO	NAME	LAP TIME	TIME OF DAY	LAP	VEHICLE
115	Jake DONKERSLEY	<b>2:18.076</b>	16:42:00.268	2	Honda VFR400 NC30
115	Jake DONKERSLEY	<b>2:14.531</b>	16:44:14.799	3	Honda VFR400 NC30

#### Leader History

NO	NAME	FROM LAP	LAPS LED	DISTANCE	VEHICLE
115	Jake DONKERSLEY	1	6	17.81 miles	Honda VFR400 NC30

# BMCRC - MRO Championships 2023 - Rnd 7 @ Snetterton

## BMCRC Formula 400 & INTA Motorcycles Blue Haze GP 2-Stroke

### RACE 19 - STATISTICS

**CLASS : GP**

6 Starters

#### Fastest Lap History

NO	NAME	LAP TIME	TIME OF DAY	LAP	VEHICLE
6	Andrew SAWFORD	<b>2:05.083</b>	16:41:36.932	2	HONDA RS250R
6	Andrew SAWFORD	<b>2:03.850</b>	16:43:40.782	3	HONDA RS250R

#### Leader History

NO	NAME	FROM LAP	LAPS LED	DISTANCE	VEHICLE
6	Andrew SAWFORD	1	6	17.81 miles	HONDA RS250R



# DART MOTORSPORT MRO 600 inc CLUBMAN & GP2/EVO CLASS



BMCRC-MRO Championships - Round 7  
Snetterton 300  
2<sup>nd</sup> / 3<sup>rd</sup> September 2023



Timing & Results Provided by Timing Solutions Ltd

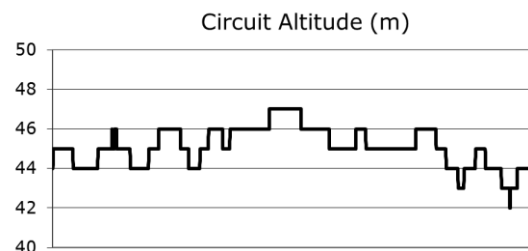
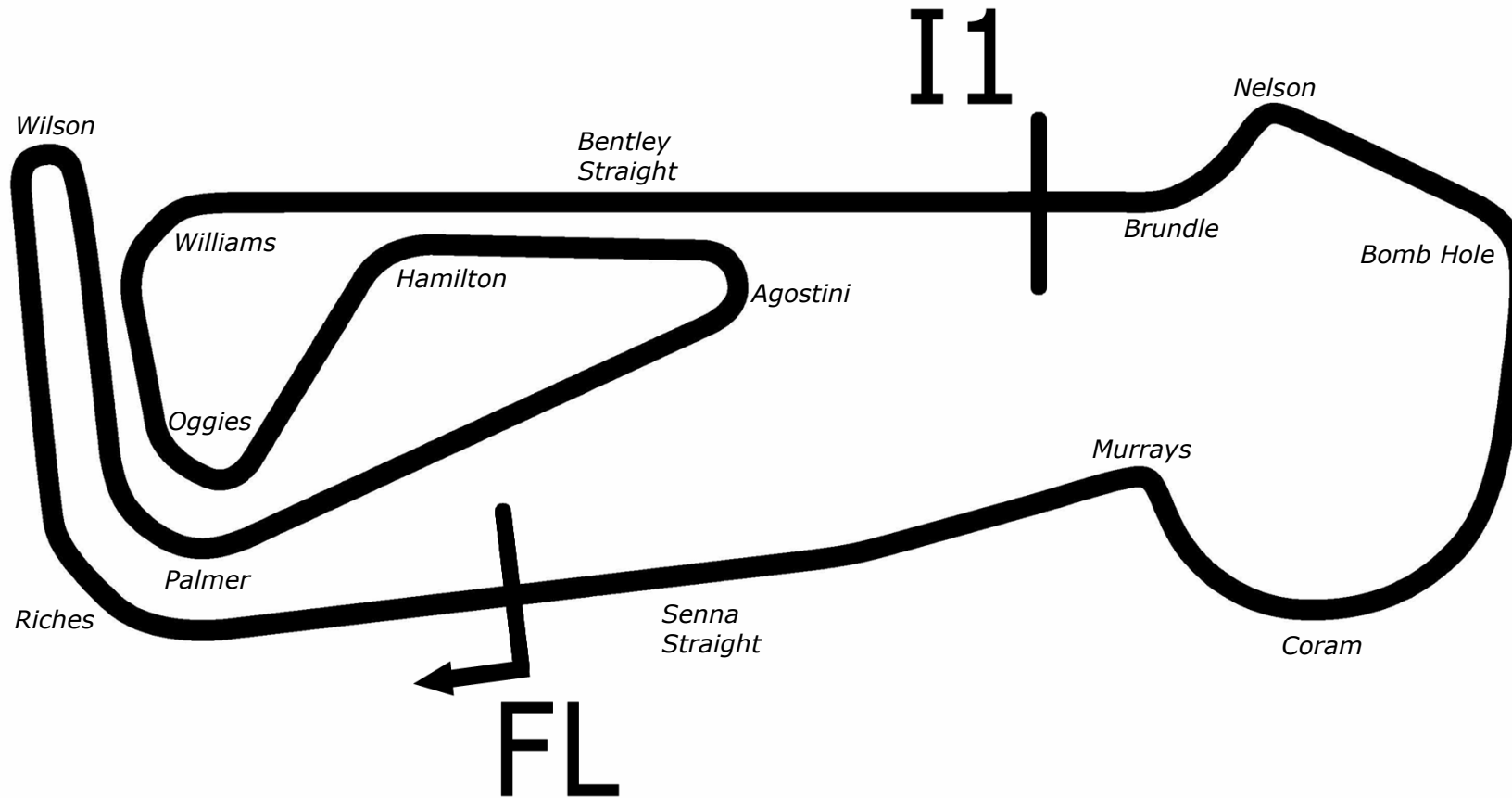
[www.tsl-timing.com](http://www.tsl-timing.com)

# Snetterton 300



SPORTS TIMING

TIMING SOLUTIONS LTD



Length	2.9689 miles	4778.0 m	
FL		52.46340 N	0.94476 E
I1	3198m	52.46617 N	0.94964 E
Pit Entry	4572m	52.46364 N	0.94774 E
Pit Exit	40m after FL	52.46338 N	0.94420 E
Pit Entry-Pit Exit	246m, 17.7s @50kph, 14.7s @60kph		

All results available at [www.tsl-timing.com](http://www.tsl-timing.com)



BMCRC - MRO Championships 2023 - Rnd 7 @ Snetterton



DART Motorsport MRO 600 Inc Clubman 600 & GP2 / EVO

QUALIFYING - CLASSIFICATION

POS	NO	CL	PIC NAME	ENTRY	TIME	ON	LAPS	GAP	DIFF	MPH
1	51		1 Ross CLARKE	Kawasaki ZX600RR - RC Farriery Racing	1:59.523	4	5			89.42
2	36		2 Harry FOWLE	Yamaha R6 - HF Refinishing Racing	1:59.558	4	5	0.035	0.035	89.39
3	661	EVO	1 Cameron HARRIS	Triumph 675R - Harris / Tony Scott Motorsport	1:59.592	5	5	0.069	0.034	89.37
4	31		3 Dylan MELLOR	Kawasaki ZX6-R - BDS Motorcycles	2:00.191	3	3	0.668	0.599	88.92
5	37		4 Alex LATHAM	Kawasaki ZX6R - BR-8 / McCrash Racing	2:01.333	5	5	1.810	1.142	88.08
6	80		5 Morgan CREASEY	Yamaha R6 - Warics Ltd	2:01.851	3	5	2.328	0.518	87.71
7	91	C	1 Sam HIRST	Kawasaki 636 - Team Valley Racing	2:03.413	3	5	3.890	1.562	86.60
8	95		6 Grant ROBERTSON	Yamaha R6 - Westcountry Windings	2:03.530	2	2	4.007	0.117	86.52
9	35		7 Kai DICKINSON	Kawasaki ZX636 -	2:03.904	5	5	4.381	0.374	86.26
10	169		8 Gareth CUNNINGHAM	Yamaha R6 - Burnham cars ltd	2:04.472	5	5	4.949	0.568	85.86
11	14	C	2 Jack MUIR	Kawasaki ZX636 -	2:04.874	3	5	5.351	0.402	85.59
12	44		9 James DUTTON	Kawasaki ZX6R - AMR Motorcycles	2:05.139	5	5	5.616	0.265	85.40
13	72		10 Nick BARNES	Yamaha R6 - Park Electric	2:06.297	3	5	6.774	1.158	84.62
14	188		11 Dawid KRAWIECKI	Yamaha R6 - Code Blue LTD & D A East Electrical	2:06.427	3	4	6.904	0.130	84.53
15	22	C	3 Toby TRUNDLE	Yamaha R6 - Harris Motorcycles / A. Harland Race Ser	2:08.136	4	5	8.613	1.709	83.41
16	39	C	4 Aaron MONK	Kawasaki NINJA 636 - flyaspitfire.co.uk	2:08.800	5	5	9.277	0.664	82.98
17	38	C	5 Robbie PARK	Triumph 675 R - Mom	2:10.613	5	5	11.090	1.813	81.83
18	4	C	6 Kallum BEDWELL	Yamaha R6 - CTHL-Connected to homes ltd	2:11.454	5	5	11.931	0.841	81.30
19	124		12 Mark STRUTT	Yamaha R6 - MPS Developments LTD	2:12.821	5	5	13.298	1.367	80.46

Weather / Track : Cloudy / Drying

These results are provisional until the conclusion of any judicial and technical matters.

Snetterton 300: 2.9689 miles

Date: 02/09/2023 Start: 09:30 Finish: 09:40

Clerk Of Course :	Stewards :	Timekeeper : <i>Craig Smith</i>
-------------------	------------	------------------------------------

Results can be found at [www.tsl-timing.com](http://www.tsl-timing.com)

Printed - 09:42 Saturday, 02 September 2023



# BMCRC - MRO Championships 2023 - Rnd 7 @ Snetterton

## DART Motorsport MRO 600 Inc Clubman 600 & GP2 / EVO

### QUALIFYING - SECTOR ANALYSIS



SECTOR 1 = FL to I1, SECTOR 2 = I1 to FL, DIFF = Difference To Personal Best Lap, P = Crossed Finish Line in Pit Lane, D = Time Disallowed

<b>P1 51</b>		<b>Ross CLARKE</b>		Kawasaki ZX600RR - RC Farriery Racing			
IDEAL LAP TIME : 1:59.523		BEST LAP TIME : 1:59.523		DIFFERENCE : 0.000			
LAP	SECTOR 1	SECTOR 2	LAP TIME	MPH	DIFF	TIME OF DAY	
1 -	1:25.990	40.824	2:06.814	84.28	7.291	09:33:01.493	
2 -	1:21.762	40.260	2:02.022	87.59	2.499	09:35:03.515	
3 -	1:20.220	39.988	2:00.208 (3)	88.91	0.685	09:37:03.723	
4 -	<b>1:19.894</b>	<b>39.629</b>	<b>1:59.523 (1)</b>	<b>89.42</b>		<b>09:39:03.246</b>	
5 -	1:20.266	39.941	2:00.207 (2)	88.91	0.684	09:41:03.453	

<b>P2 36</b>		<b>Harry FOWLE</b>		Yamaha R6 - HF Refinishing Racing			
IDEAL LAP TIME : 1:59.418		BEST LAP TIME : 1:59.558		DIFFERENCE : 0.140			
LAP	SECTOR 1	SECTOR 2	LAP TIME	MPH	DIFF	TIME OF DAY	
1 -	1:24.978	40.948	2:05.926	84.87	6.368	09:32:59.006	
2 -	1:21.024	39.961	2:00.985	88.34	1.427	09:34:59.991	
3 -	1:20.064	39.915	1:59.979 (3)	89.08	0.421	09:36:59.970	
4 -	<b>1:19.767</b>	39.791	<b>1:59.558 (1)</b>	<b>89.39</b>		<b>09:38:59.528</b>	
5 -	1:20.095	<b>39.651</b>	1:59.746 (2)	89.25	0.188	09:40:59.274	

<b>P3 661 EVO</b>		<b>Cameron HARRIS</b>		Triumph 675R - Harris / Tony Scott Motorsport			
IDEAL LAP TIME : 1:59.532		BEST LAP TIME : 1:59.592		DIFFERENCE : 0.060			
LAP	SECTOR 1	SECTOR 2	LAP TIME	MPH	DIFF	TIME OF DAY	
1 -	1:23.630	40.799	2:04.429	85.89	4.837	09:32:57.426	
2 -	1:20.204	40.659	2:00.863 (3)	88.43	1.271	09:34:58.289	
3 -	1:20.508	42.032	2:02.540	87.22	2.948	09:37:00.829	
4 -	1:19.944	<b>39.750</b>	1:59.694 (2)	89.29	0.102	09:39:00.523	
5 -	<b>1:19.782</b>	39.810	<b>1:59.592 (1)</b>	<b>89.37</b>		<b>09:41:00.115</b>	

<b>P4 31</b>		<b>Dylan MELLOR</b>		Kawasaki ZX6-R - BDS Motorcycles			
IDEAL LAP TIME : 2:00.191		BEST LAP TIME : 2:00.191		DIFFERENCE : 0.000			
LAP	SECTOR 1	SECTOR 2	LAP TIME	MPH	DIFF	TIME OF DAY	
1 -	1:24.367	41.299	2:05.666 (3)	85.05	5.475	09:32:59.365	
2 -	1:20.756	40.335	2:01.091 (2)	88.26	0.900	09:35:00.456	
3 -	<b>1:19.962</b>	<b>40.229</b>	<b>2:00.191 (1)</b>	<b>88.92</b>		<b>09:37:00.647</b>	

<b>P5 37</b>		<b>Alex LATHAM</b>		Kawasaki ZX6R - BR-8 / McCrash Racing			
IDEAL LAP TIME : 2:01.333		BEST LAP TIME : 2:01.333		DIFFERENCE : 0.000			
LAP	SECTOR 1	SECTOR 2	LAP TIME	MPH	DIFF	TIME OF DAY	
1 -	1:25.857	41.341	2:07.198	84.02	5.865	09:33:01.287	
2 -	1:22.228	40.835	2:03.063	86.85	1.730	09:35:04.350	
3 -	1:21.574	40.661	2:02.235 (3)	87.43	0.902	09:37:06.585	
4 -	1:21.091	40.563	2:01.654 (2)	87.85	0.321	09:39:08.239	
5 -	<b>1:20.788</b>	<b>40.545</b>	<b>2:01.333 (1)</b>	<b>88.08</b>		<b>09:41:09.572</b>	

<b>P6 80</b>		<b>Morgan CREASEY</b>		Yamaha R6 - Warics Ltd			
IDEAL LAP TIME : 2:01.851		BEST LAP TIME : 2:01.851		DIFFERENCE : 0.000			
LAP	SECTOR 1	SECTOR 2	LAP TIME	MPH	DIFF	TIME OF DAY	
1 -	1:35.099	43.601	2:18.700	77.05	16.849	09:33:16.258	
2 -	1:22.358	41.068	2:03.426 (3)	86.59	1.575	09:35:19.684	
3 -	<b>1:21.355</b>	<b>40.496</b>	<b>2:01.851 (1)</b>	<b>87.71</b>		<b>09:37:21.535</b>	
4 -	1:21.925	41.280	2:03.205 (2)	86.75	1.354	09:39:24.740	
5 -	1:22.144	41.327	2:03.471	86.56	1.620	09:41:28.211	

# BMCRC - MRO Championships 2023 - Rnd 7 @ Snetterton

## DART Motorsport MRO 600 Inc Clubman 600 & GP2 / EVO

### QUALIFYING - SECTOR ANALYSIS



SECTOR 1 = FL to I1, SECTOR 2 = I1 to FL, DIFF = Difference To Personal Best Lap, P = Crossed Finish Line in Pit Lane, D = Time Disallowed

<b>P7 91 C</b>		<b>Sam HIRST</b>		Kawasaki 636 - Team Valley Racing		
IDEAL LAP TIME : 2:03.413		BEST LAP TIME : 2:03.413		DIFFERENCE : 0.000		
LAP	SECTOR 1	SECTOR 2	LAP TIME	MPH	DIFF	TIME OF DAY
1 -	1:28.015	41.763	2:09.778	82.35	6.365	09:33:05.026
2 -	1:23.435	41.096	2:04.531	85.82	1.118	09:35:09.557
3 -	<b>1:22.784</b>	<b>40.629</b>	<b>2:03.413 (1)</b>	<b>86.60</b>		<b>09:37:12.970</b>
4 -	1:23.379	40.785	2:04.164 (3)	86.08	0.751	09:39:17.134
5 -	1:22.918	40.804	2:03.722 (2)	86.38	0.309	09:41:20.856

<b>P8 95</b>		<b>Grant ROBERTSON</b>		Yamaha R6 - Westcountry Windings		
IDEAL LAP TIME : 2:02.015		BEST LAP TIME : 2:03.530		DIFFERENCE : 1.515		
LAP	SECTOR 1	SECTOR 2	LAP TIME	MPH	DIFF	TIME OF DAY
1 -	1:27.035	41.762	2:08.797 (2)	82.98	5.267	09:33:03.203
2 -	1:22.505	<b>41.025</b>	<b>2:03.530 (1)</b>	<b>86.52</b>		<b>09:35:06.733</b>

<b>P9 35</b>		<b>Kai DICKINSON</b>		Kawasaki ZX636 -		
IDEAL LAP TIME : 2:03.904		BEST LAP TIME : 2:03.904		DIFFERENCE : 0.000		
LAP	SECTOR 1	SECTOR 2	LAP TIME	MPH	DIFF	TIME OF DAY
1 -	1:29.127	43.265	2:12.392	80.73	8.488	09:33:08.306
2 -	1:24.197	42.345	2:06.542	84.46	2.638	09:35:14.848
3 -	1:23.463	42.093	2:05.556 (3)	85.12	1.652	09:37:20.404
4 -	1:22.461	41.739	2:04.200 (2)	86.05	0.296	09:39:24.604
5 -	<b>1:22.243</b>	<b>41.661</b>	<b>2:03.904 (1)</b>	<b>86.26</b>		<b>09:41:28.508</b>

<b>P10 169</b>		<b>Gareth CUNNINGHAM</b>		Yamaha R6 - Burnham cars ltd		
IDEAL LAP TIME : 2:04.432		BEST LAP TIME : 2:04.472		DIFFERENCE : 0.040		
LAP	SECTOR 1	SECTOR 2	LAP TIME	MPH	DIFF	TIME OF DAY
1 -	1:28.529	42.484	2:11.013	81.58	6.541	09:33:05.866
2 -	1:22.995	41.516	2:04.511 (2)	85.84	0.039	09:35:10.377
3 -	1:23.020	42.081	2:05.101	85.43	0.629	09:37:15.478
4 -	1:23.387	<b>41.474</b>	2:04.861 (3)	85.59	0.389	09:39:20.339
5 -	<b>1:22.958</b>	41.514	<b>2:04.472 (1)</b>	<b>85.86</b>		<b>09:41:24.811</b>

<b>P11 14 C</b>		<b>Jack MUIR</b>		Kawasaki ZX636 -		
IDEAL LAP TIME : 2:04.874		BEST LAP TIME : 2:04.874		DIFFERENCE : 0.000		
LAP	SECTOR 1	SECTOR 2	LAP TIME	MPH	DIFF	TIME OF DAY
1 -	1:30.583	42.228	2:12.811	80.47	7.937	09:33:11.682
2 -	1:23.863	42.004	2:05.867 (2)	84.91	0.993	09:35:17.549
3 -	<b>1:23.396</b>	<b>41.478</b>	<b>2:04.874 (1)</b>	<b>85.59</b>		<b>09:37:22.423</b>
4 -	1:24.354	42.085	2:06.439 (3)	84.53	1.565	09:39:28.862
5 -	1:25.884	42.536	2:08.420	83.22	3.546	09:41:37.282

<b>P12 44</b>		<b>James DUTTON</b>		Kawasaki ZX6R - AMR Motorcycles		
IDEAL LAP TIME : 2:05.139		BEST LAP TIME : 2:05.139		DIFFERENCE : 0.000		
LAP	SECTOR 1	SECTOR 2	LAP TIME	MPH	DIFF	TIME OF DAY
1 -	1:31.020	43.143	2:14.163	79.66	9.024	09:33:08.716
2 -	1:24.895	42.121	2:07.016	84.14	1.877	09:35:15.732
3 -	1:24.006	42.296	2:06.302 (3)	84.62	1.163	09:37:22.034
4 -	1:24.013	41.972	2:05.985 (2)	84.83	0.846	09:39:28.019
5 -	<b>1:23.368</b>	<b>41.771</b>	<b>2:05.139 (1)</b>	<b>85.40</b>		<b>09:41:33.158</b>

# BMCRC - MRO Championships 2023 - Rnd 7 @ Snetterton

## DART Motorsport MRO 600 Inc Clubman 600 & GP2 / EVO

### QUALIFYING - SECTOR ANALYSIS



SECTOR 1 = FL to I1, SECTOR 2 = I1 to FL, DIFF = Difference To Personal Best Lap, P = Crossed Finish Line in Pit Lane, D = Time Disallowed

P13 72		Nick BARNES		Yamaha R6 - Park Electric			
IDEAL LAP TIME : 2:06.297		BEST LAP TIME : 2:06.297		DIFFERENCE : 0.000			
LAP	SECTOR 1	SECTOR 2	LAP TIME	MPH	DIFF	TIME OF DAY	
1 -	1:33.915	45.136	2:19.051	76.86	12.754	09:33:16.345	
2 -	1:26.128	42.335	2:08.463 (3)	83.19	2.166	09:35:24.808	
3 -	<b>1:24.195</b>	<b>42.102</b>	<b>2:06.297 (1)</b>	<b>84.62</b>		<b>09:37:31.105</b>	
4 -	1:33.877	42.449	2:16.326	78.40	10.029	09:39:47.431	
5 -	1:24.447	42.305	2:06.752 (2)	84.32	0.455	09:41:54.183	

P14 188		Dawid KRAWIECKI		Yamaha R6 - Code Blue LTD & D A East Electrical			
IDEAL LAP TIME : 2:06.358		BEST LAP TIME : 2:06.427		DIFFERENCE : 0.069			
LAP	SECTOR 1	SECTOR 2	LAP TIME	MPH	DIFF	TIME OF DAY	
1 -		IN PIT	4:55.237 P	36.20	2:48.810	09:35:48.885	
2 -	OUTLAP	42.281	2:12.025	80.95	5.598	09:38:00.910	
3 -	1:24.514	<b>41.913</b>	<b>2:06.427 (1)</b>	<b>84.53</b>		<b>09:40:07.337</b>	
4 -	<b>1:24.445</b>	42.078	2:06.523 (2)	84.47	0.096	09:42:13.860	

P15 22 C		Toby TRUNDLE		Yamaha R6 - Harris Motorcycles / A. Harland Race Services			
IDEAL LAP TIME : 2:08.136		BEST LAP TIME : 2:08.136		DIFFERENCE : 0.000			
LAP	SECTOR 1	SECTOR 2	LAP TIME	MPH	DIFF	TIME OF DAY	
1 -	1:37.490	45.095	2:22.585	74.95	14.449	09:33:23.167	
2 -	1:27.813	43.644	2:11.457	81.30	3.321	09:35:34.624	
3 -	1:25.534	42.947	2:08.481 (2)	83.18	0.345	09:37:43.105	
4 -	<b>1:25.235</b>	<b>42.901</b>	<b>2:08.136 (1)</b>	<b>83.41</b>		<b>09:39:51.241</b>	
5 -	1:25.922	43.129	2:09.051 (3)	82.82	0.915	09:42:00.292	

P16 39 C		Aaron MONK		Kawasaki NINJA 636 - flyaspitfire.co.uk			
IDEAL LAP TIME : 2:08.683		BEST LAP TIME : 2:08.800		DIFFERENCE : 0.117			
LAP	SECTOR 1	SECTOR 2	LAP TIME	MPH	DIFF	TIME OF DAY	
1 -	1:35.840	44.803	2:20.643	75.99	11.843	09:33:21.464	
2 -	1:26.627	43.367	2:09.994	82.21	1.194	09:35:31.458	
3 -	1:26.258	43.207	2:09.465 (3)	82.55	0.665	09:37:40.923	
4 -	<b>1:26.078</b>	42.804	2:08.882 (2)	82.92	0.082	09:39:49.805	
5 -	1:26.195	<b>42.605</b>	<b>2:08.800 (1)</b>	<b>82.98</b>		<b>09:41:58.605</b>	

P17 38 C		Robbie PARK		Triumph 675 R - Mom			
IDEAL LAP TIME : 2:09.764		BEST LAP TIME : 2:10.613		DIFFERENCE : 0.849			
LAP	SECTOR 1	SECTOR 2	LAP TIME	MPH	DIFF	TIME OF DAY	
1 -	1:38.935	45.179	2:24.114	74.16	13.501	09:33:24.422	
2 -	1:30.530	43.068	2:13.598 (3)	80.00	2.985	09:35:38.020	
3 -	1:30.480	43.612	2:14.092	79.70	3.479	09:37:52.112	
4 -	1:28.026	<b>42.989</b>	2:11.015 (2)	81.57	0.402	09:40:03.127	
5 -	<b>1:26.775</b>	43.838	<b>2:10.613 (1)</b>	<b>81.83</b>		<b>09:42:13.740</b>	

P18 4 C		Kallum BEDWELL		Yamaha R6 - CTHL-Connected to homes ltd			
IDEAL LAP TIME : 2:11.109		BEST LAP TIME : 2:11.454		DIFFERENCE : 0.345			
LAP	SECTOR 1	SECTOR 2	LAP TIME	MPH	DIFF	TIME OF DAY	
1 -	1:34.320	45.602	2:19.922	76.38	8.468	09:33:18.151	
2 -	1:28.252	44.948	2:13.200	80.24	1.746	09:35:31.351	
3 -	1:27.969	<b>44.407</b>	2:12.376 (3)	80.74	0.922	09:37:43.727	
4 -	1:27.006	44.614	2:11.620 (2)	81.20	0.166	09:39:55.347	
5 -	<b>1:26.702</b>	44.752	<b>2:11.454 (1)</b>	<b>81.30</b>		<b>09:42:06.801</b>	



# BMCRC - MRO Championships 2023 - Rnd 7 @ Snetterton

## DART Motorsport MRO 600 Inc Clubman 600 & GP2 / EVO

### QUALIFYING - BEST SECTORS

SECTOR 1			SECTOR 2			IDEAL / BEST COMPARISON						
POS	NO	NAME	TIME	NO	NAME	TIME	POS	NO	NAME	IDEAL	BEST	DIFF
									<b>PERFECT LAP</b>	<b>1:59.396</b>		
1	36	FOWLE	1:19.767	51	CLARKE	39.629	1	36	FOWLE	1:59.418	1:59.558	0.140
2	661	HARRIS	1:19.782	36	FOWLE	39.651	2	51	CLARKE	1:59.523	1:59.523	0.000
3	51	CLARKE	1:19.894	661	HARRIS	39.750	3	661	HARRIS	1:59.532	1:59.592	0.060
4	31	MELLOR	1:19.962	31	MELLOR	40.229	4	31	MELLOR	2:00.191	2:00.191	0.000
5	37	LATHAM	1:20.788	80	CREASEY	40.496	5	37	LATHAM	2:01.333	2:01.333	0.000
6	95	ROBERTSON	1:20.990	37	LATHAM	40.545	6	80	CREASEY	2:01.851	2:01.851	0.000
7	80	CREASEY	1:21.355	91	HIRST	40.629	7	95	ROBERTSON	2:02.015	2:03.530	1.515
8	35	DICKINSON	1:22.243	95	ROBERTSON	41.025	8	91	HIRST	2:03.413	2:03.413	0.000
9	91	HIRST	1:22.784	169	CUNNINGHAM	41.474	9	35	DICKINSON	2:03.904	2:03.904	0.000
10	169	CUNNINGHAM	1:22.958	14	MUIR	41.478	10	169	CUNNINGHAM	2:04.432	2:04.472	0.040
11	44	DUTTON	1:23.368	35	DICKINSON	41.661	11	14	MUIR	2:04.874	2:04.874	0.000
12	14	MUIR	1:23.396	44	DUTTON	41.771	12	44	DUTTON	2:05.139	2:05.139	0.000
13	72	BARNES	1:24.195	188	KRAWIECKI	41.913	13	72	BARNES	2:06.297	2:06.297	0.000
14	188	KRAWIECKI	1:24.445	72	BARNES	42.102	14	188	KRAWIECKI	2:06.358	2:06.427	0.069
15	22	TRUNDLE	1:25.235	39	MONK	42.605	15	22	TRUNDLE	2:08.136	2:08.136	0.000
16	39	MONK	1:26.078	22	TRUNDLE	42.901	16	39	MONK	2:08.683	2:08.800	0.117
17	4	BEDWELL	1:26.702	38	PARK	42.989	17	38	PARK	2:09.764	2:10.613	0.849
18	38	PARK	1:26.775	4	BEDWELL	44.407	18	4	BEDWELL	2:11.109	2:11.454	0.345
19	124	STRUTT	1:28.076	124	STRUTT	44.745	19	124	STRUTT	2:12.821	2:12.821	0.000

# BMCRC - MRO Championships 2023 - Rnd 7 @ Snetterton

## DART Motorsport MRO 600 Inc Clubman 600 & GP2 / EVO

### QUALIFYING - STATISTICS

<b>Competitors Started</b>	19
<b>Planned Start</b>	2023-09-02 @ 09:26:00.000
<b>Actual Start</b>	2023-09-02 @ 09:30:46.828
<b>Finish Time</b>	2023-09-02 @ 09:40:48.204
<b>Track Length</b>	2.9689mi.
<b>Total Laps</b>	89
<b>Total Distance Covered</b>	264.2331mi.

### Session Fastest Lap History

NO	CL	NAME	LAP TIME	TIME OF DAY	LAP	VEHICLE
661	EVO	Cameron HARRIS	<b>2:04.429</b>	09:32:57.429	1	Triumph 675R
661	EVO	Cameron HARRIS	<b>2:00.863</b>	09:34:58.293	2	Triumph 675R
36		Harry FOWLE	<b>1:59.979</b>	09:36:59.973	3	Yamaha R6
36		Harry FOWLE	<b>1:59.558</b>	09:38:59.532	4	Yamaha R6
51		Ross CLARKE	<b>1:59.523</b>	09:39:03.263	4	Kawasaki ZX600RR

### Flag History

TYPE	TIME OF DAY
GREEN	09:30:46.828
FINISH	09:40:48.204

### Flag Statistics

TYPE	COUNT	TOTAL LAPS	TOTAL TIME
Green	1	5	11:36.766
Red	0	0	0.000
Safety Car	0	0	0.000
FCY	0	0	0.000

**BMCRC - MRO Championships 2023 - Rnd 7 @ Snetterton**  
**DART Motorsport MRO 600 Inc Clubman 600 & GP2 / EVO**  
**QUALIFYING - STATISTICS**

**CLASS :**

12 Starters

**Fastest Lap History**

NO	NAME	LAP TIME	TIME OF DAY	LAP	VEHICLE
36	Harry FOWLE	<b>2:05.926</b>	09:32:59.010	1	Yamaha R6
31	Dylan MELLOR	<b>2:05.666</b>	09:32:59.382	1	Kawasaki ZX6-R
36	Harry FOWLE	<b>2:00.985</b>	09:34:59.994	2	Yamaha R6
36	Harry FOWLE	<b>1:59.979</b>	09:36:59.973	3	Yamaha R6
36	Harry FOWLE	<b>1:59.558</b>	09:38:59.532	4	Yamaha R6
51	Ross CLARKE	<b>1:59.523</b>	09:39:03.263	4	Kawasaki ZX600RR



**BMCRC - MRO Championships 2023 - Rnd 7 @ Snetterton**  
**DART Motorsport MRO 600 Inc Clubman 600 & GP2 / EVO**  
**QUALIFYING - STATISTICS**

**CLASS : C**

6 Starters

**Fastest Lap History**

NO	NAME	LAP TIME	TIME OF DAY	LAP	VEHICLE
91	Sam HIRST	<b>2:09.778</b>	09:33:05.043	1	Kawasaki 636
91	Sam HIRST	<b>2:04.531</b>	09:35:09.574	2	Kawasaki 636
91	Sam HIRST	<b>2:03.413</b>	09:37:12.987	3	Kawasaki 636

# BMCRC - MRO Championships 2023 - Rnd 7 @ Snetterton

## DART Motorsport MRO 600 Inc Clubman 600 & GP2 / EVO

### QUALIFYING - STATISTICS

CLASS : EVO

1 Starters

#### Fastest Lap History

NO	NAME	LAP TIME	TIME OF DAY	LAP	VEHICLE
661	Cameron HARRIS	2:04.429	09:32:57.429	1	Triumph 675R
661	Cameron HARRIS	2:00.863	09:34:58.293	2	Triumph 675R
661	Cameron HARRIS	1:59.694	09:39:00.526	4	Triumph 675R
661	Cameron HARRIS	1:59.592	09:41:00.119	5	Triumph 675R

**BMCRC - MRO Championships 2023 - Rnd 7 @ Snetterton**



**DART Motorsport MRO 600 Inc Clubman 600 & GP2 / EVO**

**RACE 3 - GRID (5 Laps)**

ROW 8	22	228	Paul McFADDEN									
ROW 7	21	212	Matt PALLETT	20	58	Paul NICHOLAS	19	124	Mark STRUTT	2:12.821		
ROW 6	18	4	Kallum BEDWELL	2:11.454	17	38	Robbie PARK	2:10.613	16	39	Aaron MONK	2:08.800
ROW 5	15	22	Toby TRUNDLE	2:08.136	14	188	Dawid KRAWIECKI	2:06.427	13	72	Nick BARNES	2:06.297
ROW 4	12	44	James DUTTON	2:05.139	11	14	Jack MUIR	2:04.874	10	169	Gareth CUNNINGHAM	2:04.472
ROW 3	9	35	Kai DICKINSON	2:03.904	8	95	Grant ROBERTSON	2:03.530	7	91	Sam HIRST	2:03.413
ROW 2	6	80	Morgan CREASEY	2:01.851	5	37	Alex LATHAM	2:01.333	4	31	Dylan MELLOR	2:00.191
ROW 1	3	661	Cameron HARRIS	1:59.592	2	36	Harry FOWLE	1:59.558	1	51	Ross CLARKE	1:59.523
<b>Pole</b>												

Snetterton 300: 2.9689 miles

These results are provisional until the conclusion of any judicial and technical matters.

Clerk Of Course :	Stewards :	Timekeeper : Craig Smith
-------------------	------------	--------------------------

Results can be found at [www.tsl-timing.com](http://www.tsl-timing.com)

Printed - 09:43 Saturday, 02 September 2023



# BMCRC - MRO Championships 2023 - Rnd 7 @ Snetterton



## DART Motorsport MRO 600 Inc Clubman 600 & GP2 / EVO

### RACE 3 - CLASSIFICATION

POS	NO	CL	PIC NAME	ENTRY	LAPS	TIME	GAP	DIFF	MPH	BEST	ON
1	37		1 Alex LATHAM	Kawasaki ZX6R - BR-8 / McCrash Racing	5	10:09.084			87.73	1:59.977	2
2	36		2 Harry FOWLE	Yamaha R6 - HF Refinishing Racing	5	10:09.724	0.640	0.640	87.64	1:58.858	5
3	80		3 Morgan CREASEY	Yamaha R6 - Warics Ltd	5	10:10.058	0.974	0.334	87.59	1:59.728	5
4	95		4 Grant ROBERTSON	Yamaha R6 - Westcountry Windings	5	10:10.567	1.483	0.509	87.52	1:59.834	5
5	14	C	1 Jack MUIR	Kawasaki ZX636 -	5	10:18.893	9.809	8.326	86.34	2:01.410	5
6	188		5 Dawid KRAWIECKI	Yamaha R6 - Code Blue LTD & D A East Electrical	5	10:19.184	10.100	0.291	86.30	2:00.898	5
7	91	C	2 Sam HIRST	Kawasaki 636 - Team Valley Racing	5	10:19.947	10.863	0.763	86.20	2:02.227	4
8	169		6 Gareth CUNNINGHAM	Yamaha R6 - Burnham cars ltd	5	10:21.233	12.149	1.286	86.02	2:02.261	5
9	35		7 Kai DICKINSON	Kawasaki ZX636 -	5	10:22.706	13.622	1.473	85.81	2:01.977	5
10	72		8 Nick BARNES	Yamaha R6 - Park Electric	5	10:34.192	25.108	11.486	84.26	2:04.671	5
11	38	C	3 Robbie PARK	Triumph 675 R - Mom	5	10:41.128	32.044	6.936	83.35	2:06.223	3
12	39	C	4 Aaron MONK	Kawasaki NINJA 636 - flyaspitfire.co.uk	5	10:46.748	37.664	5.620	82.62	2:06.422	4
13	44		9 James DUTTON	Kawasaki ZX6R - AMR Motorcycles	5	10:50.676	41.592	3.928	82.13	2:07.429	4
14	22	C	5 Toby TRUNDLE	Yamaha R6 - Harris Motorcycles / A. Harland Race C	5	10:51.509	42.425	0.833	82.02	2:07.924	4
15	124	10	10 Mark STRUTT	Yamaha R6 - MPS Developments LTD	5	10:53.195	44.111	1.686	81.81	2:07.640	5

#### NOT CLASSIFIED

DNF	661	EVO	Cameron HARRIS	Triumph 675R - Harris / Tony Scott Motorsport	1	2:05.550	4 Laps	4 Laps	85.12		
-----	-----	-----	----------------	---	---	----------	--------	--------	-------	--	--

#### FASTEST LAP

	36		Harry FOWLE	Yamaha R6 - HF Refinishing Racing	5	1:58.858			89.92 mph	144.71 kph	
	14	C	Jack MUIR	Kawasaki ZX636 -	5	2:01.410			88.03 mph	141.67 kph	

Class - 92.5% of Race Speed = 81.15 mph  
 Class C - 92.5% of Race Speed = 79.86 mph

Weather / Track : Cloudy / Dry

These results are provisional until the conclusion of any judicial and technical matters.

Race Distance: 5 Laps / 14.84 miles

Snetterton 300: 2.9689 miles

Date: 02/09/2023 Start: 12:19 Finish: 12:29

Clerk Of Course :

Stewards :

Timekeeper :

*Craig Smith*

Results can be found at [www.tsl-timing.com](http://www.tsl-timing.com)

Printed - 12:31 Saturday, 02 September 2023



# BMCRC - MRO Championships 2023 - Rnd 7 @ Snetterton

## DART Motorsport MRO 600 Inc Clubman 600 & GP2 / EVO

### RACE 3 - LAP CHART

LAP 1 @ 12:21:46.890			LAP 2 @ 12:23:47.634			LAP 3 @ 12:25:48.768			LAP 4 @ 12:27:49.640			LAP 5 @ 12:29:50.759		
NO	BEHIND	LAP TIME	NO	BEHIND	LAP TIME	NO	BEHIND	LAP TIME	NO	BEHIND	LAP TIME	NO	BEHIND	LAP TIME
36		2:05.215	37		1:59.977	37		2:01.134	37		2:00.872	37		2:01.119
661	0.335	2:05.550	80	2.162	2:00.957	80	2.365	2:01.337	80	2.365	2:00.872	36	0.640	1:58.858
37	0.767	2:05.982	95	2.721	2:01.072	95	2.832	2:01.245	95	2.768	2:00.808	80	0.974	1:59.728
80	1.949	2:07.164	36	5.444	2:06.188	36	3.914	1:59.604	36	2.901	1:59.859	95	1.483	1:59.834
95	2.393	2:07.608	91	6.307	2:03.686	91	8.395	2:03.222	14	9.518	2:01.711	14	9.809	2:01.410
91	3.365	2:08.580	14	6.804	2:03.076	14	8.679	2:03.009	91	9.750	2:02.227	188	10.100	2:00.898
14	4.472	2:09.687	169	7.314	2:03.137	169	9.002	2:02.822	188	10.321	2:01.947	91	10.863	2:02.232
169	4.921	2:10.136	188	7.679	2:03.127	188	9.246	2:02.701	169	11.007	2:02.877	169	12.149	2:02.261
188	5.296	2:10.511	35	9.240	2:03.211	35	10.966	2:02.860	35	12.764	2:02.670	35	13.622	2:01.977
35	6.773	2:11.988	72	12.325	2:05.538	72	17.134	2:05.943	72	21.556	2:05.294	72	25.108	2:04.671
72	7.531	2:12.746	38	15.742	2:06.692	38	20.831	2:06.223	38	26.254	2:06.295	38	32.044	2:06.909
38	9.794	2:15.009	22	18.673	2:08.777	39	26.105	2:07.688	39	31.655	2:06.422	39	37.664	2:07.128
22	10.640	2:15.855	39	19.551	2:08.727	22	26.515	2:08.976	22	33.567	2:07.924	44	41.592	2:09.028
39	11.568	2:16.783	44	20.167	2:08.509	44	27.126	2:08.093	44	33.683	2:07.429	22	42.425	2:09.977
44	12.402	2:17.617	124	22.301	2:09.790	124	30.369	2:09.202	124	37.590	2:08.093	124	44.111	2:07.640
124	13.255	2:18.470												

# BMCRC - MRO Championships 2023 - Rnd 7 @ Snetterton

## DART Motorsport MRO 600 Inc Clubman 600 & GP2 / EVO

### RACE 3 - POSITION CHART

No	Name	Lap Pos	Lap				
			1	2	3	4	5
36	FOWLE	1	36	37	37	37	37
661	HARRIS	2	661	80	80	80	36
37	LATHAM	3	37	95	95	95	80
80	CREASEY	4	80	36	36	36	95
91	HIRST	5	95	91	91	14	14
95	ROBERTSON	6	91	14	14	91	188
35	DICKINSON	7	14	169	169	188	91
169	CUNNINGHAM	8	169	188	188	169	169
14	MUIR	9	188	35	35	35	35
44	DUTTON	10	35	72	72	72	72
72	BARNES	11	72	38	38	38	38
188	KRAWIECKI	12	38	22	39	39	39
22	TRUNDLE	13	22	39	22	22	44
39	MONK	14	39	44	44	44	22
38	PARK	15	44	124	124	124	124
124	STRUTT	16	124				

# BMCRC - MRO Championships 2023 - Rnd 7 @ Snetterton

## DART Motorsport MRO 600 Inc Clubman 600 & GP2 / EVO

### RACE 3 - SECTOR ANALYSIS



SECTOR 1 = FL to I1, SECTOR 2 = I1 to FL, DIFF = Difference To Personal Best Lap, P = Crossed Finish Line in Pit Lane, D = Time Disallowed

<b>P1 37 Alex LATHAM</b>		Kawasaki ZX6R - BR-8 / McCrash Racing				
IDEAL LAP TIME : 1:59.935		BEST LAP TIME : 1:59.977		DIFFERENCE : 0.042		
LAP	SECTOR 1	SECTOR 2	LAP TIME	MPH	DIFF	TIME OF DAY
1 -		<b>40.070</b>	2:05.982	84.83	6.005	12:21:47.657
2 -	<b>1:19.865</b>	40.112	<b>1:59.977 (1)</b>	<b>89.08</b>		<b>12:23:47.634</b>
3 -	1:20.669	40.465	2:01.134	88.23	1.157	12:25:48.768
4 -	1:20.615	40.257	2:00.872 (2)	88.42	0.895	12:27:49.640
5 -	1:20.553	40.566	2:01.119 (3)	88.24	1.142	12:29:50.759

<b>P2 36 Harry FOWLE</b>		Yamaha R6 - HF Refinishing Racing				
IDEAL LAP TIME : 1:58.858		BEST LAP TIME : 1:58.858		DIFFERENCE : 0.000		
LAP	SECTOR 1	SECTOR 2	LAP TIME	MPH	DIFF	TIME OF DAY
1 -		39.720	2:05.215	85.35	6.357	12:21:46.890
2 -	1:20.337	45.851	2:06.188	84.69	7.330	12:23:53.078
3 -	1:19.891	39.713	1:59.604 (2)	89.36	0.746	12:25:52.682
4 -	1:19.905	39.954	1:59.859 (3)	89.17	1.001	12:27:52.541
5 -	<b>1:19.377</b>	<b>39.481</b>	<b>1:58.858 (1)</b>	<b>89.92</b>		<b>12:29:51.399</b>

<b>P3 80 Morgan CREASEY</b>		Yamaha R6 - Warics Ltd				
IDEAL LAP TIME : 1:59.728		BEST LAP TIME : 1:59.728		DIFFERENCE : 0.000		
LAP	SECTOR 1	SECTOR 2	LAP TIME	MPH	DIFF	TIME OF DAY
1 -		40.374	2:07.164	84.04	7.436	12:21:48.839
2 -	1:20.453	40.504	2:00.957 (3)	88.36	1.229	12:23:49.796
3 -	1:21.015	40.322	2:01.337	88.08	1.609	12:25:51.133
4 -	1:20.770	40.102	2:00.872 (2)	88.42	1.144	12:27:52.005
5 -	<b>1:20.450</b>	<b>39.278</b>	<b>1:59.728 (1)</b>	<b>89.26</b>		<b>12:29:51.733</b>

<b>P4 95 Grant ROBERTSON</b>		Yamaha R6 - Westcountry Windings				
IDEAL LAP TIME : 1:59.834		BEST LAP TIME : 1:59.834		DIFFERENCE : 0.000		
LAP	SECTOR 1	SECTOR 2	LAP TIME	MPH	DIFF	TIME OF DAY
1 -		40.447	2:07.608	83.75	7.774	12:21:49.283
2 -	1:20.565	40.507	2:01.072 (3)	88.27	1.238	12:23:50.355
3 -	1:20.606	40.639	2:01.245	88.15	1.411	12:25:51.600
4 -	1:20.374	40.434	2:00.808 (2)	88.47	0.974	12:27:52.408
5 -	<b>1:20.137</b>	<b>39.697</b>	<b>1:59.834 (1)</b>	<b>89.19</b>		<b>12:29:52.242</b>

<b>P5 14 C Jack MUIR</b>		Kawasaki ZX636 -				
IDEAL LAP TIME : 2:01.410		BEST LAP TIME : 2:01.410		DIFFERENCE : 0.000		
LAP	SECTOR 1	SECTOR 2	LAP TIME	MPH	DIFF	TIME OF DAY
1 -		40.702	2:09.687	82.41	8.277	12:21:51.362
2 -	1:22.323	40.753	2:03.076	86.84	1.666	12:23:54.438
3 -	1:21.963	41.046	2:03.009 (3)	86.88	1.599	12:25:57.447
4 -	1:21.386	40.325	2:01.711 (2)	87.81	0.301	12:27:59.158
5 -	<b>1:21.303</b>	<b>40.107</b>	<b>2:01.410 (1)</b>	<b>88.03</b>		<b>12:30:00.568</b>

<b>P6 188 Dawid KRAWIECKI</b>		Yamaha R6 - Code Blue LTD & D A East Electrical				
IDEAL LAP TIME : 2:00.898		BEST LAP TIME : 2:00.898		DIFFERENCE : 0.000		
LAP	SECTOR 1	SECTOR 2	LAP TIME	MPH	DIFF	TIME OF DAY
1 -		40.929	2:10.511	81.89	9.613	12:21:52.186
2 -	1:21.958	41.169	2:03.127	86.80	2.229	12:23:55.313
3 -	1:21.812	40.889	2:02.701 (3)	87.10	1.803	12:25:58.014
4 -	1:21.365	40.582	2:01.947 (2)	87.64	1.049	12:27:59.961
5 -	<b>1:20.813</b>	<b>40.085</b>	<b>2:00.898 (1)</b>	<b>88.40</b>		<b>12:30:00.859</b>

# BMCRC - MRO Championships 2023 - Rnd 7 @ Snetterton

## DART Motorsport MRO 600 Inc Clubman 600 & GP2 / EVO

### RACE 3 - SECTOR ANALYSIS



SECTOR 1 = FL to I1, SECTOR 2 = I1 to FL, DIFF = Difference To Personal Best Lap, P = Crossed Finish Line in Pit Lane, D = Time Disallowed

P7 91 C		Sam HIRST		Kawasaki 636 - Team Valley Racing		
IDEAL LAP TIME : 2:02.145		BEST LAP TIME : 2:02.227		DIFFERENCE : 0.082		
LAP	SECTOR 1	SECTOR 2	LAP TIME	MPH	DIFF	TIME OF DAY
1 -		<b>40.506</b>	2:08.580	83.12	6.353	12:21:50.255
2 -	1:21.990	41.696	2:03.686	86.41	1.459	12:23:53.941
3 -	1:22.320	40.902	2:03.222 (3)	86.73	0.995	12:25:57.163
4 -	<b>1:21.639</b>	40.588	<b>2:02.227 (1)</b>	<b>87.44</b>		<b>12:27:59.390</b>
5 -	1:21.701	40.531	2:02.232 (2)	87.44	0.005	12:30:01.622

P8 169		Gareth CUNNINGHAM		Yamaha R6 - Burnham cars ltd		
IDEAL LAP TIME : 2:02.204		BEST LAP TIME : 2:02.261		DIFFERENCE : 0.057		
LAP	SECTOR 1	SECTOR 2	LAP TIME	MPH	DIFF	TIME OF DAY
1 -		<b>40.856</b>	2:10.136	82.12	7.875	12:21:51.811
2 -	1:22.142	40.995	2:03.137	86.79	0.876	12:23:54.948
3 -	1:21.848	40.974	2:02.822 (2)	87.02	0.561	12:25:57.770
4 -	1:21.751	41.126	2:02.877 (3)	86.98	0.616	12:28:00.647
5 -	<b>1:21.348</b>	40.913	<b>2:02.261 (1)</b>	<b>87.42</b>		<b>12:30:02.908</b>

P9 35		Kai DICKINSON		Kawasaki ZX636 -		
IDEAL LAP TIME : 2:01.873		BEST LAP TIME : 2:01.977		DIFFERENCE : 0.104		
LAP	SECTOR 1	SECTOR 2	LAP TIME	MPH	DIFF	TIME OF DAY
1 -		41.786	2:11.988	80.97	10.011	12:21:53.663
2 -	1:21.787	41.424	2:03.211	86.74	1.234	12:23:56.874
3 -	1:21.210	41.650	2:02.860 (3)	86.99	0.883	12:25:59.734
4 -	1:21.577	<b>41.093</b>	2:02.670 (2)	87.12	0.693	12:28:02.404
5 -	<b>1:20.780</b>	41.197	<b>2:01.977 (1)</b>	<b>87.62</b>		<b>12:30:04.381</b>

P10 72		Nick BARNES		Yamaha R6 - Park Electric		
IDEAL LAP TIME : 2:04.671		BEST LAP TIME : 2:04.671		DIFFERENCE : 0.000		
LAP	SECTOR 1	SECTOR 2	LAP TIME	MPH	DIFF	TIME OF DAY
1 -		41.673	2:12.746	80.51	8.075	12:21:54.421
2 -	1:23.780	41.758	2:05.538 (3)	85.13	0.867	12:23:59.959
3 -	1:24.377	41.566	2:05.943	84.86	1.272	12:26:05.902
4 -	1:23.475	41.819	2:05.294 (2)	85.30	0.623	12:28:11.196
5 -	<b>1:23.314</b>	<b>41.357</b>	<b>2:04.671 (1)</b>	<b>85.73</b>		<b>12:30:15.867</b>

P11 38 C		Robbie PARK		Triumph 675 R - Mom		
IDEAL LAP TIME : 2:06.170		BEST LAP TIME : 2:06.223		DIFFERENCE : 0.053		
LAP	SECTOR 1	SECTOR 2	LAP TIME	MPH	DIFF	TIME OF DAY
1 -		42.009	2:15.009	79.16	8.786	12:21:56.684
2 -	1:24.736	41.956	2:06.692 (3)	84.36	0.469	12:24:03.376
3 -	1:24.581	<b>41.642</b>	<b>2:06.223 (1)</b>	<b>84.67</b>		<b>12:26:09.599</b>
4 -	<b>1:24.528</b>	41.767	2:06.295 (2)	84.62	0.072	12:28:15.894
5 -	1:25.152	41.757	2:06.909	84.21	0.686	12:30:22.803

P12 39 C		Aaron MONK		Kawasaki NINJA 636 - flyaspitfire.co.uk		
IDEAL LAP TIME : 2:06.329		BEST LAP TIME : 2:06.422		DIFFERENCE : 0.093		
LAP	SECTOR 1	SECTOR 2	LAP TIME	MPH	DIFF	TIME OF DAY
1 -		42.622	2:16.783	78.13	10.361	12:21:58.458
2 -	1:25.285	43.442	2:08.727	83.02	2.305	12:24:07.185
3 -	1:25.203	<b>42.485</b>	2:07.688 (3)	83.70	1.266	12:26:14.873
4 -	<b>1:23.844</b>	42.578	<b>2:06.422 (1)</b>	<b>84.54</b>		<b>12:28:21.295</b>
5 -	1:24.426	42.702	2:07.128 (2)	84.07	0.706	12:30:28.423



# BMCRC - MRO Championships 2023 - Rnd 7 @ Snetterton

## DART Motorsport MRO 600 Inc Clubman 600 & GP2 / EVO

### RACE 3 - SECTOR ANALYSIS



SECTOR 1 = FL to I1, SECTOR 2 = I1 to FL, DIFF = Difference To Personal Best Lap, P = Crossed Finish Line in Pit Lane, D = Time Disallowed

P13 44		James DUTTON		Kawasaki ZX6R - AMR Motorcycles			
IDEAL LAP TIME : 2:07.341		BEST LAP TIME : 2:07.429		DIFFERENCE : 0.088			
LAP	SECTOR 1	SECTOR 2	LAP TIME	MPH	DIFF	TIME OF DAY	
1 -		42.856	2:17.617	77.66	10.188	12:21:59.292	
2 -	1:25.810	<b>42.699</b>	2:08.509 (3)	83.16	1.080	12:24:07.801	
3 -	1:25.042	43.051	2:08.093 (2)	83.44	0.664	12:26:15.894	
4 -	<b>1:24.642</b>	42.787	<b>2:07.429 (1)</b>	<b>83.87</b>		<b>12:28:23.323</b>	
5 -	1:25.494	43.534	2:09.028	82.83	1.599	12:30:32.351	

P14 22 C		Toby TRUNDLE		Yamaha R6 - Harris Motorcycles / A. Harland Race Services			
IDEAL LAP TIME : 2:07.171		BEST LAP TIME : 2:07.924		DIFFERENCE : 0.753			
LAP	SECTOR 1	SECTOR 2	LAP TIME	MPH	DIFF	TIME OF DAY	
1 -		<b>42.474</b>	2:15.855	78.67	7.931	12:21:57.530	
2 -	1:25.869	42.908	2:08.777 (2)	82.99	0.853	12:24:06.307	
3 -	1:26.081	42.895	2:08.976 (3)	82.86	1.052	12:26:15.283	
4 -	<b>1:24.697</b>	43.227	<b>2:07.924 (1)</b>	<b>83.55</b>		<b>12:28:23.207</b>	
5 -	1:25.459	44.518	2:09.977	82.23	2.053	12:30:33.184	

P15 124		Mark STRUTT		Yamaha R6 - MPS Developments LTD			
IDEAL LAP TIME : 2:07.588		BEST LAP TIME : 2:07.640		DIFFERENCE : 0.052			
LAP	SECTOR 1	SECTOR 2	LAP TIME	MPH	DIFF	TIME OF DAY	
1 -		43.244	2:18.470	77.18	10.830	12:22:00.145	
2 -	1:25.444	44.346	2:09.790	82.34	2.150	12:24:09.935	
3 -	1:26.204	42.998	2:09.202 (3)	82.72	1.562	12:26:19.137	
4 -	<b>1:24.995</b>	43.098	2:08.093 (2)	83.44	0.453	12:28:27.230	
5 -	1:25.047	<b>42.593</b>	<b>2:07.640 (1)</b>	<b>83.73</b>		<b>12:30:34.870</b>	

P16 661 EVO		Cameron HARRIS		Triumph 675R - Harris / Tony Scott Motorsport			
IDEAL LAP TIME : 1:59.815		BEST LAP TIME :		DIFFERENCE :			
LAP	SECTOR 1	SECTOR 2	LAP TIME	MPH	DIFF	TIME OF DAY	
1 -		<b>39.865</b>	2:05.550	85.12		12:21:47.225	

# BMCRC - MRO Championships 2023 - Rnd 7 @ Snetterton

## DART Motorsport MRO 600 Inc Clubman 600 & GP2 / EVO

### RACE 3 - BEST SECTORS

SECTOR 1			SECTOR 2			IDEAL / BEST COMPARISON						
POS	NO	NAME	TIME	NO	NAME	TIME	POS	NO	NAME	IDEAL	BEST	DIFF
									<b>PERFECT LAP</b>	<b>1:58.655</b>		
1	36	FOWLE	1:19.377	80	CREASEY	39.278	1	36	FOWLE	1:58.858	1:58.858	0.000
2	37	LATHAM	1:19.865	36	FOWLE	39.481	2	80	CREASEY	1:59.728	1:59.728	0.000
3	661	HARRIS	1:19.950	95	ROBERTSON	39.697	3	661	HARRIS	1:59.815		
4	95	ROBERTSON	1:20.137	661	HARRIS	39.865	4	95	ROBERTSON	1:59.834	1:59.834	0.000
5	80	CREASEY	1:20.450	37	LATHAM	40.070	5	37	LATHAM	1:59.935	1:59.977	0.042
6	35	DICKINSON	1:20.780	188	KRAWIECKI	40.085	6	188	KRAWIECKI	2:00.898	2:00.898	0.000
7	188	KRAWIECKI	1:20.813	14	MUIR	40.107	7	14	MUIR	2:01.410	2:01.410	0.000
8	14	MUIR	1:21.303	91	HIRST	40.506	8	35	DICKINSON	2:01.873	2:01.977	0.104
9	169	CUNNINGHAM	1:21.348	169	CUNNINGHAM	40.856	9	91	HIRST	2:02.145	2:02.227	0.082
10	91	HIRST	1:21.639	35	DICKINSON	41.093	10	169	CUNNINGHAM	2:02.204	2:02.261	0.057
11	72	BARNES	1:23.314	72	BARNES	41.357	11	72	BARNES	2:04.671	2:04.671	0.000
12	39	MONK	1:23.844	38	PARK	41.642	12	38	PARK	2:06.170	2:06.223	0.053
13	38	PARK	1:24.528	22	TRUNDLE	42.474	13	39	MONK	2:06.329	2:06.422	0.093
14	44	DUTTON	1:24.642	39	MONK	42.485	14	22	TRUNDLE	2:07.171	2:07.924	0.753
15	22	TRUNDLE	1:24.697	124	STRUTT	42.593	15	44	DUTTON	2:07.341	2:07.429	0.088
16	124	STRUTT	1:24.995	44	DUTTON	42.699	16	124	STRUTT	2:07.588	2:07.640	0.052

# BMCRC - MRO Championships 2023 - Rnd 7 @ Snetterton

## DART Motorsport MRO 600 Inc Clubman 600 & GP2 / EVO

### RACE 3 - STATISTICS

**Competitors Started** 16  
**Planned Start** 2023-09-02 @ 11:55:00.000  
**Actual Start** 2023-09-02 @ 12:19:41.674  
**Finish Time** 2023-09-02 @ 12:29:50.758  
**Track Length** 2.9689mi.  
**Total Laps** 76  
**Total Distance Covered** 225.6372mi.

#### Session Fastest Lap History

NO	CL	NAME	LAP TIME	TIME OF DAY	LAP	VEHICLE
37		Alex LATHAM	<b>1:59.977</b>	12:23:47.651	2	Kawasaki ZX6R
36		Harry FOWLE	<b>1:59.604</b>	12:25:52.685	3	Yamaha R6
36		Harry FOWLE	<b>1:58.858</b>	12:29:51.402	5	Yamaha R6

#### Session Leader History

NO	CL	NAME	FROM LAP	LAPS LED	DISTANCE	VEHICLE
36		Harry FOWLE	1	1	2.96 miles	Yamaha R6
37		Alex LATHAM	2	4	11.87 miles	Kawasaki ZX6R

#### Flag History

TYPE	TIME OF DAY
GREEN	12:19:41.674
FINISH	12:29:50.758

#### Flag Statistics

TYPE	COUNT	TOTAL LAPS	TOTAL TIME
Green	1	5	11:10.568
Red	0	0	0.000
Safety Car	0	0	0.000
FCY	0	0	0.000

# BMCRC - MRO Championships 2023 - Rnd 7 @ Snetterton

## DART Motorsport MRO 600 Inc Clubman 600 & GP2 / EVO

### RACE 3 - STATISTICS

CLASS :

10 Starters

#### Fastest Lap History

NO	NAME	LAP TIME	TIME OF DAY	LAP	VEHICLE
37	Alex LATHAM	<b>1:59.977</b>	12:23:47.651	2	Kawasaki ZX6R
36	Harry FOWLE	<b>1:59.604</b>	12:25:52.685	3	Yamaha R6
36	Harry FOWLE	<b>1:58.858</b>	12:29:51.402	5	Yamaha R6

#### Leader History

NO	NAME	FROM LAP	LAPS LED	DISTANCE	VEHICLE
36	Harry FOWLE	1	1	2.96 miles	Yamaha R6
37	Alex LATHAM	2	4	11.87 miles	Kawasaki ZX6R

# BMCRC - MRO Championships 2023 - Rnd 7 @ Snetterton

## DART Motorsport MRO 600 Inc Clubman 600 & GP2 / EVO

### RACE 3 - STATISTICS

CLASS : C

5 Starters

#### Fastest Lap History

NO	NAME	LAP TIME	TIME OF DAY	LAP	VEHICLE
91	Sam HIRST	2:03.686	12:23:53.958	2	Kawasaki 636
14	Jack MUIR	2:03.076	12:23:54.462	2	Kawasaki ZX636
14	Jack MUIR	2:03.009	12:25:57.472	3	Kawasaki ZX636
14	Jack MUIR	2:01.711	12:27:59.183	4	Kawasaki ZX636
14	Jack MUIR	2:01.410	12:30:00.594	5	Kawasaki ZX636

#### Leader History

NO	NAME	FROM LAP	LAPS LED	DISTANCE	VEHICLE
91	Sam HIRST	1	3	8.90 miles	Kawasaki 636
14	Jack MUIR	4	2	5.93 miles	Kawasaki ZX636

# BMCRC - MRO Championships 2023 - Rnd 7 @ Snetterton

## DART Motorsport MRO 600 Inc Clubman 600 & GP2 / EVO

### RACE 3 - STATISTICS

**CLASS : EVO**

1 Starters

#### Leader History

NO	NAME	FROM LAP	LAPS LED	DISTANCE	VEHICLE
661	Cameron HARRIS	1	1	2.96 miles	Triumph 675R

BMCRC - MRO Championships 2023 - Rnd 7 @ Snetterton



DART Motorsport MRO 600 Inc Clubman 600 & GP2 / EVO

RACE 14 - GRID (5 Laps)

ROW 8	22	228	Paul McFADDEN									
ROW 7	21	212	Matt PALLETT	20	58	Paul NICHOLAS	19	4	Kallum BEDWELL			
ROW 6	18	31	Dylan MELLOR	17	51	Ross CLARKE	16	22	Toby TRUNDLE	2:07.924		
ROW 5	15	124	Mark STRUTT	14	44	James DUTTON	13	39	Aaron MONK	2:07.640	2:07.429	2:06.422
ROW 4	12	38	Robbie PARK	11	72	Nick BARNES	10	169	Gareth CUNNINGHAM	2:06.223	2:04.671	2:02.261
ROW 3	9	661	Cameron HARRIS	8	91	Sam HIRST	7	35	Kai DICKINSON	2:02.227	2:01.977	
ROW 2	6	14	Jack MUIR	5	188	Dawid KRAWIECKI	4	37	Alex LATHAM	2:01.410	2:00.898	1:59.977
ROW 1	3	95	Grant ROBERTSON	2	80	Morgan CREASEY	1	36	Harry FOWLE	1:59.834	1:59.728	1:58.858
<b>Pole</b>												

Snetterton 300: 2.9689 miles

These results are provisional until the conclusion of any judicial and technical matters.

Clerk Of Course :	Stewards :	Timekeeper : <i>Craig Smith</i>
-------------------	------------	------------------------------------

Results can be found at [www.tsl-timing.com](http://www.tsl-timing.com)

Printed - 12:33 Saturday, 02 September 2023



# BMCRC - MRO Championships 2023 - Rnd 7 @ Snetterton



## DART Motorsport MRO 600 Inc Clubman 600 & GP2 / EVO

### RACE 14 - CLASSIFICATION

POS	NO	CL	PIC NAME	ENTRY	LAPS	TIME	GAP	DIFF	MPH	BEST	ON
1	36		1 Harry FOWLE	Yamaha R6 - HF Refinishing Racing	5	10:00.865			88.93	1:58.782	4
2	80		2 Morgan CREASEY	Yamaha R6 - Warics Ltd	5	10:04.194	3.329	3.329	88.44	1:58.855	3
3	661	EVO	1 Cameron HARRIS	Triumph 675R - Harris / Tony Scott Motorsport	5	10:09.664	8.799	5.470	87.65	1:59.472	3
4	51		3 Ross CLARKE	Kawasaki ZX600RR - RC Farriery Racing	5	10:09.800	8.935	0.136	87.63	1:59.292	5
5	95		4 Grant ROBERTSON	Yamaha R6 - Westcountry Windings	5	10:09.979	9.114	0.179	87.61	1:59.972	3
6	188		5 Dawid KRAWIECKI	Yamaha R6 - Code Blue LTD & D A East Electrical	5	10:15.401	14.536	5.422	86.83	2:00.110	5
7	91	C	1 Sam HIRST	Kawasaki 636 - Team Valley Racing	5	10:15.405	14.540	0.004	86.83	2:01.027	5
8	37		6 Alex LATHAM	Kawasaki ZX6R - BR-8 / McCrash Racing	5	10:16.580	15.715	1.175	86.67	2:01.515	3
9	35		7 Kai DICKINSON	Kawasaki ZX636 -	5	10:17.374	16.509	0.794	86.56	2:00.930	5
10	169		8 Gareth CUNNINGHAM	Yamaha R6 - Burnham cars ltd	5	10:22.472	21.607	5.098	85.85	2:02.533	3
11	14	C	2 Jack MUIR	Kawasaki ZX636 -	5	10:32.993	32.128	10.521	84.42	2:01.053	3
12	72		9 Nick BARNES	Yamaha R6 - Park Electric	5	10:35.095	34.230	2.102	84.14	2:05.310	4
13	38	C	3 Robbie PARK	Triumph 675 R - Mom	5	10:35.363	34.498	0.268	84.10	2:05.151	4
14	39	C	4 Aaron MONK	Kawasaki NINJA 636 - flyaspitfire.co.uk	5	10:36.819	35.954	1.456	83.91	2:05.752	3
15	44		10 James DUTTON	Kawasaki ZX6R - AMR Motorcycles	5	10:37.322	36.457	0.503	83.85	2:05.188	4
16	22	C	5 Toby TRUNDLE	Yamaha R6 - Harris Motorcycles / A. Harland Race	5	10:46.942	46.077	9.620	82.60	2:06.442	2

#### NOT CLASSIFIED

DNF	4	C	Kallum BEDWELL	Yamaha R6 - CTHL-Connected to homes ltd	3	6:36.636	2 Laps	2 Laps	80.84	2:08.975	2
DNF	124	C	Mark STRUTT	Yamaha R6 - MPS Developments LTD	0						

#### FASTEST LAP

36			Harry FOWLE	Yamaha R6 - HF Refinishing Racing	4	1:58.782			89.98 mph	144.80 kph
661	EVO		Cameron HARRIS	Triumph 675R - Harris / Tony Scott Motorsport	3	1:59.472			89.46 mph	143.97 kph
91	C		Sam HIRST	Kawasaki 636 - Team Valley Racing	5	2:01.027			88.31 mph	142.12 kph

Class - 92.5% of Race Speed = 82.26 mph  
 Class EVO - 92.5% of Race Speed = 81.07 mph  
 Class C - 92.5% of Race Speed = 80.31 mph

Weather / Track : Cloudy / Dry

These results are provisional until the conclusion of any judicial and technical matters.

Race Distance: 5 Laps / 14.84 miles  
 Snetterton 300: 2.9689 miles  
 Date: 02/09/2023 Start: 16:16 Finish: 16:26

Clerk Of Course :	Stewards :	Timekeeper : <i>Craig Smith</i>
-------------------	------------	------------------------------------

Results can be found at [www.tsl-timing.com](http://www.tsl-timing.com)

Printed - 16:28 Saturday, 02 September 2023





# BMCRC - MRO Championships 2023 - Rnd 7 @ Snetterton

## DART Motorsport MRO 600 Inc Clubman 600 & GP2 / EVO

### RACE 14 - LAP CHART

LAP 1 @ 16:18:54.831			LAP 2 @ 16:20:54.388			LAP 3 @ 16:22:53.210			LAP 4 @ 16:24:51.992			LAP 5 @ 16:26:50.982		
NO	BEHIND	LAP TIME	NO	BEHIND	LAP TIME	NO	BEHIND	LAP TIME	NO	BEHIND	LAP TIME	NO	BEHIND	LAP TIME
36		2:04.714	36		1:59.557	36		1:58.822	36		1:58.782	36		1:58.990
80	1.201	2:05.915	80	1.263	1:59.619	80	1.296	1:58.855	80	1.419	1:58.905	80	3.329	2:00.900
95	3.574	2:08.288	95	5.161	2:01.144	95	6.311	1:59.972	661	7.079	1:59.477	661	8.799	2:00.710
14	4.098	2:08.812	661	5.734	2:00.418	661	6.384	1:59.472	95	7.828	2:00.299	51	8.935	1:59.292
91	4.279	2:08.993	14	6.457	2:01.916	51	7.905	1:59.864	51	8.633	1:59.510	95	9.114	2:00.276
35	4.373	2:09.087	51	6.863	2:01.167	14	8.688	2:01.053	91	12.503	2:01.891	188	14.536	2:00.110
37	4.816	2:09.530	91	7.124	2:02.402	91	9.394	2:01.092	37	12.986	2:01.758	91	14.540	2:01.027
661	4.873	2:09.587	37	7.317	2:02.058	37	10.010	2:01.515	188	13.416	2:00.760	37	15.715	2:01.719
188	4.944	2:09.658	35	8.284	2:03.468	35	11.374	2:01.912	35	14.569	2:01.977	35	16.509	2:00.930
51	5.253	2:09.967	188	8.440	2:03.053	188	11.438	2:01.820	169	17.295	2:03.373	169	21.607	2:03.302
169	5.678	2:10.392	169	8.993	2:02.872	169	12.704	2:02.533	14	17.909	2:08.003	14	32.128	2:13.209
38	7.376	2:12.090	38	13.838	2:06.019	38	21.063	2:06.047	38	27.432	2:05.151	72	34.230	2:05.361
72	8.022	2:12.736	72	14.782	2:06.317	72	21.331	2:05.371	72	27.859	2:05.310	38	34.498	2:06.056
39	8.795	2:13.509	39	15.140	2:05.902	39	22.070	2:05.752	39	29.122	2:05.834	39	35.954	2:05.822
44	9.675	2:14.389	44	16.315	2:06.197	44	23.112	2:05.619	44	29.518	2:05.188	44	36.457	2:05.929
22	10.430	2:15.144	22	17.315	2:06.442	22	25.427	2:06.934	22	35.317	2:08.672	22	46.077	2:09.750
4	13.707	2:18.421	4	23.125	2:08.975	4	33.543	2:09.240						

# BMCRC - MRO Championships 2023 - Rnd 7 @ Snetterton

## DART Motorsport MRO 600 Inc Clubman 600 & GP2 / EVO

### RACE 14 - POSITION CHART

No	Name	Lap Pos	Lap				
			1	2	3	4	5
36	FOWLE	1	36	36	36	36	36
80	CREASEY	2	80	80	80	80	80
95	ROBERTSON	3	95	95	95	661	661
37	LATHAM	4	14	661	661	95	51
188	KRAWIECKI	5	91	14	51	51	95
14	MUIR	6	35	51	14	91	188
35	DICKINSON	7	37	91	91	37	91
91	HIRST	8	661	37	37	188	37
661	HARRIS	9	188	35	35	35	35
169	CUNNINGHAM	10	51	188	188	169	169
72	BARNES	11	169	169	169	14	14
38	PARK	12	38	38	38	38	72
39	MONK	13	72	72	72	72	38
44	DUTTON	14	39	39	39	39	39
124	STRUTT	15	44	44	44	44	44
22	TRUNDLE	16	22	22	22	22	22
51	CLARKE	17	4	4	4		
4	BEDWELL	18					

# BMCRC - MRO Championships 2023 - Rnd 7 @ Snetterton

## DART Motorsport MRO 600 Inc Clubman 600 & GP2 / EVO

### RACE 14 - SECTOR ANALYSIS



SECTOR 1 = FL to I1, SECTOR 2 = I1 to FL, DIFF = Difference To Personal Best Lap, P = Crossed Finish Line in Pit Lane, D = Time Disallowed

P1 36		Harry FOWLE		Yamaha R6 - HF Refinishing Racing		
IDEAL LAP TIME : 1:58.782		BEST LAP TIME : 1:58.782		DIFFERENCE : 0.000		
LAP	SECTOR 1	SECTOR 2	LAP TIME	MPH	DIFF	TIME OF DAY
1 -		39.916	2:04.714	85.70	5.932	16:18:54.831
2 -	1:19.912	39.645	1:59.557	89.39	0.775	16:20:54.388
3 -	1:19.367	39.455	1:58.822 (2)	89.95	0.040	16:22:53.210
4 -	<b>1:19.361</b>	<b>39.421</b>	<b>1:58.782 (1)</b>	<b>89.98</b>		<b>16:24:51.992</b>
5 -	1:19.531	39.459	1:58.990 (3)	89.82	0.208	16:26:50.982

P2 80		Morgan CREASEY		Yamaha R6 - Warics Ltd		
IDEAL LAP TIME : 1:58.839		BEST LAP TIME : 1:58.855		DIFFERENCE : 0.016		
LAP	SECTOR 1	SECTOR 2	LAP TIME	MPH	DIFF	TIME OF DAY
1 -		39.955	2:05.915	84.88	7.060	16:18:56.032
2 -	1:19.864	39.755	1:59.619 (3)	89.35	0.764	16:20:55.651
3 -	1:19.404	<b>39.451</b>	<b>1:58.855 (1)</b>	<b>89.92</b>		<b>16:22:54.506</b>
4 -	<b>1:19.388</b>	39.517	1:58.905 (2)	89.88	0.050	16:24:53.411
5 -	1:20.552	40.348	2:00.900	88.40	2.045	16:26:54.311

P3 661 EVO		Cameron HARRIS		Triumph 675R - Harris / Tony Scott Motorsport		
IDEAL LAP TIME : 1:59.166		BEST LAP TIME : 1:59.472		DIFFERENCE : 0.306		
LAP	SECTOR 1	SECTOR 2	LAP TIME	MPH	DIFF	TIME OF DAY
1 -		41.266	2:09.587	82.47	10.115	16:18:59.704
2 -	1:20.661	<b>39.757</b>	2:00.418 (3)	88.75	0.946	16:21:00.122
3 -	<b>1:19.409</b>	40.063	<b>1:59.472 (1)</b>	<b>89.46</b>		<b>16:22:59.594</b>
4 -	1:19.486	39.991	1:59.477 (2)	89.45	0.005	16:24:59.071
5 -	1:20.171	40.539	2:00.710	88.54	1.238	16:26:59.781

P4 51		Ross CLARKE		Kawasaki ZX600RR - RC Farriery Racing		
IDEAL LAP TIME : 1:59.170		BEST LAP TIME : 1:59.292		DIFFERENCE : 0.122		
LAP	SECTOR 1	SECTOR 2	LAP TIME	MPH	DIFF	TIME OF DAY
1 -		41.000	2:09.967	82.23	10.675	16:19:00.084
2 -	1:21.132	40.035	2:01.167	88.20	1.875	16:21:01.251
3 -	1:19.934	39.930	1:59.864 (3)	89.16	0.572	16:23:01.115
4 -	1:19.803	<b>39.707</b>	1:59.510 (2)	89.43	0.218	16:25:00.625
5 -	<b>1:19.463</b>	39.829	<b>1:59.292 (1)</b>	<b>89.59</b>		<b>16:26:59.917</b>

P5 95		Grant ROBERTSON		Yamaha R6 - Westcountry Windings		
IDEAL LAP TIME : 1:59.956		BEST LAP TIME : 1:59.972		DIFFERENCE : 0.016		
LAP	SECTOR 1	SECTOR 2	LAP TIME	MPH	DIFF	TIME OF DAY
1 -		40.880	2:08.288	83.31	8.316	16:18:58.405
2 -	1:20.623	40.521	2:01.144	88.22	1.172	16:20:59.549
3 -	<b>1:19.832</b>	40.140	<b>1:59.972 (1)</b>	<b>89.08</b>		<b>16:22:59.521</b>
4 -	1:20.175	<b>40.124</b>	2:00.299 (3)	88.84	0.327	16:24:59.820
5 -	1:20.055	40.221	2:00.276 (2)	88.86	0.304	16:27:00.096

P6 188		Dawid KRAWIECKI		Yamaha R6 - Code Blue LTD & D A East Electrical		
IDEAL LAP TIME : 2:00.110		BEST LAP TIME : 2:00.110		DIFFERENCE : 0.000		
LAP	SECTOR 1	SECTOR 2	LAP TIME	MPH	DIFF	TIME OF DAY
1 -		41.712	2:09.658	82.43	9.548	16:18:59.775
2 -	1:22.015	41.038	2:03.053	86.85	2.943	16:21:02.828
3 -	1:21.144	40.676	2:01.820 (3)	87.73	1.710	16:23:04.648
4 -	1:20.555	40.205	2:00.760 (2)	88.50	0.650	16:25:05.408
5 -	<b>1:20.205</b>	<b>39.905</b>	<b>2:00.110 (1)</b>	<b>88.98</b>		<b>16:27:05.518</b>

# BMCRC - MRO Championships 2023 - Rnd 7 @ Snetterton

## DART Motorsport MRO 600 Inc Clubman 600 & GP2 / EVO

### RACE 14 - SECTOR ANALYSIS



SECTOR 1 = FL to I1, SECTOR 2 = I1 to FL, DIFF = Difference To Personal Best Lap, P = Crossed Finish Line in Pit Lane, D = Time Disallowed

P7 91 C		Sam HIRST		Kawasaki 636 - Team Valley Racing		
IDEAL LAP TIME : 2:00.798		BEST LAP TIME : 2:01.027		DIFFERENCE : 0.229		
LAP	SECTOR 1	SECTOR 2	LAP TIME	MPH	DIFF	TIME OF DAY
1 -		41.036	2:08.993	82.85	7.966	16:18:59.110
2 -	1:21.706	40.696	2:02.402	87.31	1.375	16:21:01.512
3 -	1:21.014	<b>40.078</b>	2:01.092 (2)	88.26	0.065	16:23:02.604
4 -	1:21.439	40.452	2:01.891 (3)	87.68	0.864	16:25:04.495
5 -	<b>1:20.720</b>	40.307	<b>2:01.027 (1)</b>	<b>88.31</b>		<b>16:27:05.522</b>

P8 37		Alex LATHAM		Kawasaki ZX6R - BR-8 / McCrash Racing		
IDEAL LAP TIME : 2:00.731		BEST LAP TIME : 2:01.515		DIFFERENCE : 0.784		
LAP	SECTOR 1	SECTOR 2	LAP TIME	MPH	DIFF	TIME OF DAY
1 -		41.381	2:09.530	82.51	8.015	16:18:59.647
2 -	1:21.672	40.386	2:02.058	87.56	0.543	16:21:01.705
3 -	1:21.437	<b>40.078</b>	<b>2:01.515 (1)</b>	<b>87.95</b>		<b>16:23:03.220</b>
4 -	1:21.226	40.532	2:01.758 (3)	87.78	0.243	16:25:04.978
5 -	<b>1:20.653</b>	41.066	2:01.719 (2)	87.80	0.204	16:27:06.697

P9 35		Kai DICKINSON		Kawasaki ZX636 -		
IDEAL LAP TIME : 2:00.930		BEST LAP TIME : 2:00.930		DIFFERENCE : 0.000		
LAP	SECTOR 1	SECTOR 2	LAP TIME	MPH	DIFF	TIME OF DAY
1 -		41.740	2:09.087	82.79	8.157	16:18:59.204
2 -	1:22.292	41.176	2:03.468	86.56	2.538	16:21:02.672
3 -	1:21.035	40.877	2:01.912 (2)	87.67	0.982	16:23:04.584
4 -	1:21.137	40.840	2:01.977 (3)	87.62	1.047	16:25:06.561
5 -	<b>1:20.301</b>	<b>40.629</b>	<b>2:00.930 (1)</b>	<b>88.38</b>		<b>16:27:07.491</b>

P10 169		Gareth CUNNINGHAM		Yamaha R6 - Burnham cars ltd		
IDEAL LAP TIME : 2:02.533		BEST LAP TIME : 2:02.533		DIFFERENCE : 0.000		
LAP	SECTOR 1	SECTOR 2	LAP TIME	MPH	DIFF	TIME OF DAY
1 -		41.293	2:10.392	81.96	7.859	16:19:00.509
2 -	1:21.710	41.162	2:02.872 (2)	86.98	0.339	16:21:03.381
3 -	<b>1:21.617</b>	<b>40.916</b>	<b>2:02.533 (1)</b>	<b>87.22</b>		<b>16:23:05.914</b>
4 -	1:22.047	41.326	2:03.373	86.63	0.840	16:25:09.287
5 -	1:22.182	41.120	2:03.302 (3)	86.68	0.769	16:27:12.589

P11 14 C		Jack MUIR		Kawasaki ZX636 -		
IDEAL LAP TIME : 2:01.053		BEST LAP TIME : 2:01.053		DIFFERENCE : 0.000		
LAP	SECTOR 1	SECTOR 2	LAP TIME	MPH	DIFF	TIME OF DAY
1 -		40.812	2:08.812	82.97	7.759	16:18:58.929
2 -	1:21.388	40.528	2:01.916 (2)	87.66	0.863	16:21:00.845
3 -	<b>1:20.925</b>	<b>40.128</b>	<b>2:01.053 (1)</b>	<b>88.29</b>		<b>16:23:01.898</b>
4 -	1:27.570	40.433	2:08.003 (3)	83.49	6.950	16:25:09.901
5 -	1:31.511	41.698	2:13.209	80.23	12.156	16:27:23.110

P12 72		Nick BARNES		Yamaha R6 - Park Electric		
IDEAL LAP TIME : 2:05.148		BEST LAP TIME : 2:05.310		DIFFERENCE : 0.162		
LAP	SECTOR 1	SECTOR 2	LAP TIME	MPH	DIFF	TIME OF DAY
1 -		41.820	2:12.736	80.52	7.426	16:19:02.853
2 -	1:23.767	42.550	2:06.317	84.61	1.007	16:21:09.170
3 -	<b>1:23.673</b>	41.698	2:05.371 (3)	85.25	0.061	16:23:14.541
4 -	1:23.717	41.593	<b>2:05.310 (1)</b>	<b>85.29</b>		<b>16:25:19.851</b>
5 -	1:23.886	<b>41.475</b>	2:05.361 (2)	85.25	0.051	16:27:25.212

# BMCRC - MRO Championships 2023 - Rnd 7 @ Snetterton

## DART Motorsport MRO 600 Inc Clubman 600 & GP2 / EVO

### RACE 14 - SECTOR ANALYSIS



SECTOR 1 = FL to I1, SECTOR 2 = I1 to FL, DIFF = Difference To Personal Best Lap, P = Crossed Finish Line in Pit Lane, D = Time Disallowed

P13 38 C		Robbie PARK		Triumph 675 R - Mom		
IDEAL LAP TIME : 2:05.151		BEST LAP TIME : 2:05.151		DIFFERENCE : 0.000		
LAP	SECTOR 1	SECTOR 2	LAP TIME	MPH	DIFF	TIME OF DAY
1 -		41.839	2:12.090	80.91	6.939	16:19:02.207
2 -	1:24.180	41.839	2:06.019 (2)	84.81	0.868	16:21:08.226
3 -	1:24.043	42.004	2:06.047 (3)	84.79	0.896	16:23:14.273
4 -	<b>1:23.436</b>	<b>41.715</b>	<b>2:05.151 (1)</b>	<b>85.40</b>		<b>16:25:19.424</b>
5 -	1:24.002	42.054	2:06.056	84.78	0.905	16:27:25.480

P14 39 C		Aaron MONK		Kawasaki NINJA 636 - flyaspitfire.co.uk		
IDEAL LAP TIME : 2:05.368		BEST LAP TIME : 2:05.752		DIFFERENCE : 0.384		
LAP	SECTOR 1	SECTOR 2	LAP TIME	MPH	DIFF	TIME OF DAY
1 -		42.223	2:13.509	80.05	7.757	16:19:03.626
2 -	1:23.963	41.939	2:05.902	84.89	0.150	16:21:09.528
3 -	<b>1:23.657</b>	42.095	<b>2:05.752 (1)</b>	<b>84.99</b>		<b>16:23:15.280</b>
4 -	1:23.876	41.958	2:05.834 (3)	84.93	0.082	16:25:21.114
5 -	1:24.111	<b>41.711</b>	2:05.822 (2)	84.94	0.070	16:27:26.936

P15 44		James DUTTON		Kawasaki ZX6R - AMR Motorcycles		
IDEAL LAP TIME : 2:05.188		BEST LAP TIME : 2:05.188		DIFFERENCE : 0.000		
LAP	SECTOR 1	SECTOR 2	LAP TIME	MPH	DIFF	TIME OF DAY
1 -		42.403	2:14.389	79.53	9.201	16:19:04.506
2 -	1:24.244	41.953	2:06.197	84.69	1.009	16:21:10.703
3 -	1:23.647	41.972	2:05.619 (2)	85.08	0.431	16:23:16.322
4 -	<b>1:23.479</b>	<b>41.709</b>	<b>2:05.188 (1)</b>	<b>85.37</b>		<b>16:25:21.510</b>
5 -	1:24.175	41.754	2:05.929 (3)	84.87	0.741	16:27:27.439

P16 22 C		Toby TRUNDLE		Yamaha R6 - Harris Motorcycles / A. Harland Race Services		
IDEAL LAP TIME : 2:06.136		BEST LAP TIME : 2:06.442		DIFFERENCE : 0.306		
LAP	SECTOR 1	SECTOR 2	LAP TIME	MPH	DIFF	TIME OF DAY
1 -		<b>42.381</b>	2:15.144	79.08	8.702	16:19:05.261
2 -	<b>1:23.755</b>	42.687	<b>2:06.442 (1)</b>	<b>84.52</b>		<b>16:21:11.703</b>
3 -	1:24.408	42.526	2:06.934 (2)	84.20	0.492	16:23:18.637
4 -	1:25.015	43.657	2:08.672 (3)	83.06	2.230	16:25:27.309
5 -	1:26.363	43.387	2:09.750	82.37	3.308	16:27:37.059

P17 4 C		Kallum BEDWELL		Yamaha R6 - CTHL-Connected to homes ltd		
IDEAL LAP TIME : 2:08.125		BEST LAP TIME : 2:08.975		DIFFERENCE : 0.850		
LAP	SECTOR 1	SECTOR 2	LAP TIME	MPH	DIFF	TIME OF DAY
1 -		<b>42.890</b>	2:18.421	77.21	9.446	16:19:08.538
2 -	<b>1:25.235</b>	43.740	<b>2:08.975 (1)</b>	<b>82.86</b>		<b>16:21:17.513</b>
3 -	1:25.712	43.528	2:09.240 (2)	82.69	0.265	16:23:26.753

# BMCRC - MRO Championships 2023 - Rnd 7 @ Snetterton

## DART Motorsport MRO 600 Inc Clubman 600 & GP2 / EVO

### RACE 14 - BEST SECTORS

SECTOR 1			SECTOR 2			IDEAL / BEST COMPARISON						
POS	NO	NAME	TIME	NO	NAME	TIME	POS	NO	NAME	IDEAL	BEST	DIFF
									<b>PERFECT LAP</b>	<b>1:58.782</b>		
1	36	FOWLE	1:19.361	36	FOWLE	39.421	1	36	FOWLE	1:58.782	1:58.782	0.000
2	80	CREASEY	1:19.388	80	CREASEY	39.451	2	80	CREASEY	1:58.839	1:58.855	0.016
3	661	HARRIS	1:19.409	51	CLARKE	39.707	3	661	HARRIS	1:59.166	1:59.472	0.306
4	51	CLARKE	1:19.463	661	HARRIS	39.757	4	51	CLARKE	1:59.170	1:59.292	0.122
5	95	ROBERTSON	1:19.832	188	KRAWIECKI	39.905	5	95	ROBERTSON	1:59.956	1:59.972	0.016
6	188	KRAWIECKI	1:20.205	91	HIRST	40.078	6	188	KRAWIECKI	2:00.110	2:00.110	0.000
7	35	DICKINSON	1:20.301	37	LATHAM	40.078	7	37	LATHAM	2:00.731	2:01.515	0.784
8	37	LATHAM	1:20.653	95	ROBERTSON	40.124	8	91	HIRST	2:00.798	2:01.027	0.229
9	91	HIRST	1:20.720	14	MUIR	40.128	9	35	DICKINSON	2:00.930	2:00.930	0.000
10	14	MUIR	1:20.925	35	DICKINSON	40.629	10	14	MUIR	2:01.053	2:01.053	0.000
11	169	CUNNINGHAM	1:21.617	169	CUNNINGHAM	40.916	11	169	CUNNINGHAM	2:02.533	2:02.533	0.000
12	38	PARK	1:23.436	72	BARNES	41.475	12	72	BARNES	2:05.148	2:05.310	0.162
13	44	DUTTON	1:23.479	44	DUTTON	41.709	13	38	PARK	2:05.151	2:05.151	0.000
14	39	MONK	1:23.657	39	MONK	41.711	14	44	DUTTON	2:05.188	2:05.188	0.000
15	72	BARNES	1:23.673	38	PARK	41.715	15	39	MONK	2:05.368	2:05.752	0.384
16	22	TRUNDLE	1:23.755	22	TRUNDLE	42.381	16	22	TRUNDLE	2:06.136	2:06.442	0.306
17	4	BEDWELL	1:25.235	4	BEDWELL	42.890	17	4	BEDWELL	2:08.125	2:08.975	0.850
18												

# BMCRC - MRO Championships 2023 - Rnd 7 @ Snetterton

## DART Motorsport MRO 600 Inc Clubman 600 & GP2 / EVO

### RACE 14 - STATISTICS

**Competitors Started** 18  
**Planned Start** 2023-09-02 @ 16:20:00.000  
**Actual Start** 2023-09-02 @ 16:16:50.116  
**Finish Time** 2023-09-02 @ 16:26:50.981  
**Track Length** 2.9689mi.  
**Total Laps** 83  
**Total Distance Covered** 246.4196mi.

#### Session Fastest Lap History

NO	CL	NAME	LAP TIME	TIME OF DAY	LAP	VEHICLE
36		Harry FOWLE	<b>1:59.557</b>	16:20:54.392	2	Yamaha R6
36		Harry FOWLE	<b>1:58.822</b>	16:22:53.213	3	Yamaha R6
36		Harry FOWLE	<b>1:58.782</b>	16:24:51.995	4	Yamaha R6

#### Session Leader History

NO	CL	NAME	FROM LAP	LAPS LED	DISTANCE	VEHICLE
36		Harry FOWLE	1	5	14.84 miles	Yamaha R6

#### Flag History

TYPE	TIME OF DAY
GREEN	16:16:50.116
FINISH	16:26:50.981

#### Flag Statistics

TYPE	COUNT	TOTAL LAPS	TOTAL TIME
Green	1	5	11:27.473
Red	0	0	0.000
Safety Car	0	0	0.000
FCY	0	0	0.000

# BMCRC - MRO Championships 2023 - Rnd 7 @ Snetterton

## DART Motorsport MRO 600 Inc Clubman 600 & GP2 / EVO

### RACE 14 - STATISTICS

**CLASS :**

10 Starters

#### Fastest Lap History

NO	NAME	LAP TIME	TIME OF DAY	LAP	VEHICLE
36	Harry FOWLE	1:59.557	16:20:54.392	2	Yamaha R6
36	Harry FOWLE	1:58.822	16:22:53.213	3	Yamaha R6
36	Harry FOWLE	1:58.782	16:24:51.995	4	Yamaha R6

#### Leader History

NO	NAME	FROM LAP	LAPS LED	DISTANCE	VEHICLE
36	Harry FOWLE	1	5	14.84 miles	Yamaha R6



**BMCRC - MRO Championships 2023 - Rnd 7 @ Snetterton**  
**DART Motorsport MRO 600 Inc Clubman 600 & GP2 / EVO**  
**RACE 14 - STATISTICS**

**CLASS : C**

**7 Starters**

**Fastest Lap History**

NO	NAME	LAP TIME	TIME OF DAY	LAP	VEHICLE
14	Jack MUIR	<b>2:01.916</b>	16:21:00.870	2	Kawasaki ZX636
14	Jack MUIR	<b>2:01.053</b>	16:23:01.922	3	Kawasaki ZX636
91	Sam HIRST	<b>2:01.027</b>	16:27:05.522	5	Kawasaki 636

**Leader History**

NO	NAME	FROM LAP	LAPS LED	DISTANCE	VEHICLE
14	Jack MUIR	1	3	8.90 miles	Kawasaki ZX636
91	Sam HIRST	4	2	5.93 miles	Kawasaki 636

# BMCRC - MRO Championships 2023 - Rnd 7 @ Snetterton

## DART Motorsport MRO 600 Inc Clubman 600 & GP2 / EVO

### RACE 14 - STATISTICS

**CLASS : EVO**

1 Starters

#### Fastest Lap History

NO	NAME	LAP TIME	TIME OF DAY	LAP	VEHICLE
661	Cameron HARRIS	2:00.418	16:21:00.126	2	Triumph 675R
661	Cameron HARRIS	1:59.472	16:22:59.598	3	Triumph 675R

#### Leader History

NO	NAME	FROM LAP	LAPS LED	DISTANCE	VEHICLE
661	Cameron HARRIS	1	5	14.84 miles	Triumph 675R

**BMCRC - MRO Championships 2023 - Rnd 7 @ Snetterton**



**DART Motorsport MRO 600 Inc Clubman 600 & GP2 / EVO**

**RACE 3 - GRID (7 Laps)**

ROW 8	22	228	Paul McFADDEN			
ROW 7	21	212	Matt PALLETT	20	58	Paul NICHOLAS
ROW 6	18	124	Mark STRUTT	17	4	Kallum BEDWELL
ROW 5	15	39	Aaron MONK	14	72	Nick BARNES
ROW 4	12	38	Robbie PARK	11	169	Gareth CUNNINGHAM
ROW 3	9	14	Jack MUIR	8	91	Sam HIRST
ROW 2	6	188	Dawid KRAWIECKI	5	95	Grant ROBERTSON
ROW 1	3	51	Ross CLARKE	2	80	Morgan CREASEY
	1	36	Harry FOWLE			
						<b>Pole</b>

Snetterton 300: 2.9689 miles

These results are provisional until the conclusion of any judicial and technical matters.

Clerk Of Course :	Stewards :	Timekeeper : <i>Craig Smith</i>
-------------------	------------	------------------------------------

Results can be found at [www.tsl-timing.com](http://www.tsl-timing.com)

Printed - 16:30 Saturday, 02 September 2023



# BMCRC - MRO Championships 2023 - Rnd 7 @ Snetterton



## DART Motorsport MRO 600 Inc Clubman 600 & GP2 / EVO

### RACE 3 - CLASSIFICATION

POS	NO	CL	PIC NAME	ENTRY	LAPS	TIME	GAP	DIFF	MPH	BEST	ON
1	36		1 Harry FOWLE	Yamaha R6 - HF Refinishing Racing	7	13:56.651			89.42	1:58.059	5
2	80		2 Morgan CREASEY	Yamaha R6 - Warics Ltd	7	13:56.656	0.005	0.005	89.42	1:57.701	3
3	661	EVO	1 Cameron HARRIS	Triumph 675R - Harris / Tony Scott Motorsport	7	13:56.736	0.085	0.080	89.41	1:57.623	3
4	37		3 Alex LATHAM	Kawasaki ZX6R - BR-8 / McCrash Racing	7	14:10.456	13.805	13.720	87.97	1:59.728	5
5	212		4 Matt PALLETT	Yamaha R6 - BDA Chartered Architects	7	14:11.020	14.369	0.564	87.91	1:59.372	6
6	188		5 Dawid KRAWIECKI	Yamaha R6 - Code Blue LTD & D A East Electrical	7	14:13.439	16.788	2.419	87.66	2:00.383	2
7	91	C	1 Sam HIRST	Kawasaki 636 - Team Valley Racing	7	14:16.623	19.972	3.184	87.33	1:59.995	7
8	14	C	2 Jack MUIR	Kawasaki ZX636 -	7	14:16.909	20.258	0.286	87.30	2:00.196	7
9	38	C	3 Robbie PARK	Triumph 675 R - Mom	7	14:23.520	26.869	6.611	86.64	2:01.228	7
10	35		6 Kai DICKINSON	Kawasaki ZX636 -	7	14:25.548	28.897	2.028	86.43	2:01.864	6
11	95		7 Grant ROBERTSON	Yamaha R6 - Westcountry Windings	7	14:25.797	29.146	0.249	86.41	2:00.650	2
12	169		8 Gareth CUNNINGHAM	Yamaha R6 - Burnham cars ltd	7	14:26.392	29.741	0.595	86.35	2:02.044	6
13	72		9 Nick BARNES	Yamaha R6 - Park Electric	7	14:43.523	46.872	17.131	84.67	2:04.230	6
14	39	C	4 Aaron MONK	Kawasaki NINJA 636 - flyaspitfire.co.uk	7	14:45.955	49.304	2.432	84.44	2:04.199	7
15	22*	C	5 Toby TRUNDLE	Yamaha R6 - Harris Motorcycles / A. Harland Race	7	14:49.469	52.818	3.514	84.11	2:05.509	5
16	44		10 James DUTTON	Kawasaki ZX6R - AMR Motorcycles	7	14:51.005	54.354	1.536	83.96	2:04.711	7

#### NOT CLASSIFIED

DNF	51		Ross CLARKE	Kawasaki ZX600RR - RC Farriery Racing	2	4:04.936	5 Laps	5 Laps	87.27	1:59.186	2
-----	----	--	-------------	---------------------------------------	---	----------	--------	--------	-------	----------	---

#### FASTEST LAP

	661	EVO	Cameron HARRIS	Triumph 675R - Harris / Tony Scott Motorsport	3	1:57.623			90.86 mph	146.23 kph
	80		Morgan CREASEY	Yamaha R6 - Warics Ltd	3	1:57.701			90.80 mph	146.13 kph
	91	C	Sam HIRST	Kawasaki 636 - Team Valley Racing	7	1:59.995			89.07 mph	143.34 kph

\* Bike 22 - Please fit a working transponder  
 Class - 92.5% of Race Speed = 82.71 mph  
 Class EVO - 92.5% of Race Speed = 82.70 mph  
 Class C - 92.5% of Race Speed = 80.78 mph

Weather / Track : Cloudy / Dry

These results are provisional until the conclusion of any judicial and technical matters.

Race Distance: 7 Laps / 20.78 miles

Snetterton 300: 2.9689 miles

Date: 03/09/2023 Start: 10:07 Finish: 10:21

Clerk Of Course :

Stewards :

Timekeeper :

*Craig Smith*

Results can be found at [www.tsl-timing.com](http://www.tsl-timing.com)

Printed - 10:23 Sunday, 03 September 2023



# BMCRC - MRO Championships 2023 - Rnd 7 @ Snetterton

## DART Motorsport MRO 600 Inc Clubman 600 & GP2 / EVO

### RACE 3 - LAP CHART

#### LAP 1 @ 10:09:12.186

NO	BEHIND	LAP TIME
36		2:04.332
80	0.629	2:04.961
661	1.260	2:05.592
51	1.418	2:05.750
188	2.394	2:06.726
37	2.505	2:06.837
95	3.113	2:07.445
91	4.929	2:09.261
35	5.485	2:09.817
169	5.983	2:10.315
14	6.015	2:10.347
38	6.143	2:10.475
212	6.193	2:10.525
22	9.110	2:13.442
72	9.518	2:13.850
39	11.357	2:15.689
44	11.918	2:16.250

#### LAP 2 @ 10:11:10.552

NO	BEHIND	LAP TIME
36		1:58.366
80	0.653	1:58.390
661	1.291	1:58.397
51	2.238	1:59.186
188	4.411	2:00.383
37	4.604	2:00.465
95	5.397	2:00.650
91	8.402	2:01.839
212	9.314	2:01.487
35	9.826	2:02.707
14	10.105	2:02.456
38	10.363	2:02.586
169	10.973	2:03.356
72	15.993	2:04.841
22	17.161	2:06.417
39	18.372	2:05.381
44	20.262	2:06.710

#### LAP 3 @ 10:13:08.631

NO	BEHIND	LAP TIME
36		1:58.079
80	0.275	1:57.701
661	0.835	1:57.623
37	7.950	2:01.425
188	8.228	2:01.896
212	11.275	2:00.040
91	12.471	2:02.148
14	12.979	2:00.953
38	15.051	2:02.767
35	15.465	2:03.718
169	15.778	2:02.884
95	16.849	2:09.531
72	23.600	2:05.686
22	25.496	2:06.414
39	25.714	2:05.421
44	28.461	2:06.278

#### LAP 4 @ 10:15:07.316

NO	BEHIND	LAP TIME
36		1:58.685
80	0.583	1:58.993

661	0.928	1:58.778	35	28.897	2:01.954
37	9.640	2:00.375	95	29.146	2:02.131
188	10.821	2:01.278	169	29.741	2:02.140
212	12.404	1:59.814	72	46.872	2:04.245
91	14.773	2:00.987	39	49.304	2:04.199
14	15.231	2:00.937	22	52.818	2:05.619
38	18.187	2:01.821	44	54.354	2:04.711
35	19.868	2:03.088			
169	20.313	2:03.220			
95	20.358	2:02.194			
72	30.470	2:05.555			
39	32.491	2:05.462			
22	32.935	2:06.124			
44	35.338	2:05.562			

#### LAP 5 @ 10:17:05.375

NO	BEHIND	LAP TIME
36		1:58.059
80	0.253	1:57.729
661	0.596	1:57.727
37	11.309	1:59.728
212	14.524	2:00.179
188	14.571	2:01.809
91	17.878	2:01.164
14	18.062	2:00.890
38	22.215	2:02.087
35	24.209	2:02.400
95	24.646	2:02.347
169	24.687	2:02.433
72	37.527	2:05.116
39	39.083	2:04.651
22	40.385	2:05.509
44	43.466	2:06.187

#### LAP 6 @ 10:19:04.722

NO	BEHIND	LAP TIME
80		1:59.094
36	0.083	1:59.430
661	0.104	1:58.855
37	12.740	2:00.778
212	14.549	1:59.372
188	15.977	2:00.753
91	19.760	2:01.229
14	19.845	2:01.130
38	25.424	2:02.556
35	26.726	2:01.864
95	26.798	2:01.499
169	27.384	2:02.044
72	42.410	2:04.230
39	44.888	2:05.152
22	46.982	2:05.944
44	49.426	2:05.307

#### LAP 7 @ 10:21:04.505

NO	BEHIND	LAP TIME
36		1:59.700
80	0.005	1:59.788
661	0.085	1:59.764
37	13.805	2:00.848
212	14.369	1:59.603
188	16.788	2:00.594
91	19.972	1:59.995
14	20.258	2:00.196
38	26.869	2:01.228

Weather / Track : Cloudy / Dry

Results can be found at [www.tsl-timing.com](http://www.tsl-timing.com)

Snetterton 300: 2.9689 miles  
Date: 03/09/2023 Start: 10:07 Finish: 10:21

Printed - 10:23 Sunday, 03 September 2023

# BMCRC - MRO Championships 2023 - Rnd 7 @ Snetterton

## DART Motorsport MRO 600 Inc Clubman 600 & GP2 / EVO

### RACE 3 - POSITION CHART

No	Name	Lap							
		Pos	1	2	3	4	5	6	7
36	FOWLE	1	36	36	36	36	36	80	36
80	CREASEY	2	80	80	80	80	80	36	80
51	CLARKE	3	661	661	661	661	661	661	661
661	HARRIS	4	51	51	37	37	37	37	37
95	ROBERTSON	5	188	188	188	188	212	212	212
188	KRAWIECKI	6	37	37	212	212	188	188	188
35	DICKINSON	7	95	95	91	91	91	91	91
91	HIRST	8	91	91	14	14	14	14	14
14	MUIR	9	35	212	38	38	38	38	38
37	LATHAM	10	169	35	35	35	35	35	35
169	CUNNINGHAM	11	14	14	169	169	95	95	95
38	PARK	12	38	38	95	95	169	169	169
44	DUTTON	13	212	169	72	72	72	72	72
72	BARNES	14	22	72	22	39	39	39	39
39	MONK	15	72	22	39	22	22	22	22
22	TRUNDLE	16	39	39	44	44	44	44	44
212	PALLETT	17	44	44					

# BMCRC - MRO Championships 2023 - Rnd 7 @ Snetterton

## DART Motorsport MRO 600 Inc Clubman 600 & GP2 / EVO

### RACE 3 - SECTOR ANALYSIS



SECTOR 1 = FL to I1, SECTOR 2 = I1 to FL, DIFF = Difference To Personal Best Lap, P = Crossed Finish Line in Pit Lane, D = Time Disallowed

P1 36		Harry FOWLE		Yamaha R6 - HF Refinishing Racing		
IDEAL LAP TIME : 1:57.847		BEST LAP TIME : 1:58.059		DIFFERENCE : 0.212		
LAP	SECTOR 1	SECTOR 2	LAP TIME	MPH	DIFF	TIME OF DAY
1 -		39.419	2:04.332	85.96	6.273	10:09:12.186
2 -	1:19.086	39.280	1:58.366 (3)	90.29	0.307	10:11:10.552
3 -	<b>1:18.774</b>	39.305	1:58.079 (2)	90.51	0.020	10:13:08.631
4 -	1:19.612	<b>39.073</b>	1:58.685	90.05	0.626	10:15:07.316
5 -	1:18.829	39.230	<b>1:58.059 (1)</b>	<b>90.53</b>		<b>10:17:05.375</b>
6 -	1:19.430	40.000	1:59.430	89.49	1.371	10:19:04.805
7 -	1:19.216	40.484	1:59.700	89.29	1.641	10:21:04.505

P2 80		Morgan CREASEY		Yamaha R6 - Warics Ltd		
IDEAL LAP TIME : 1:57.614		BEST LAP TIME : 1:57.701		DIFFERENCE : 0.087		
LAP	SECTOR 1	SECTOR 2	LAP TIME	MPH	DIFF	TIME OF DAY
1 -		39.618	2:04.961	85.53	7.260	10:09:12.815
2 -	1:18.932	39.458	1:58.390 (3)	90.27	0.689	10:11:11.205
3 -	1:18.496	<b>39.205</b>	<b>1:57.701 (1)</b>	<b>90.80</b>		<b>10:13:08.906</b>
4 -	1:19.411	39.582	1:58.993	89.82	1.292	10:15:07.899
5 -	<b>1:18.409</b>	39.320	1:57.729 (2)	90.78	0.028	10:17:05.628
6 -	1:19.220	39.874	1:59.094	89.74	1.393	10:19:04.722
7 -	1:19.361	40.427	1:59.788	89.22	2.087	10:21:04.510

P3 661 EVO		Cameron HARRIS		Triumph 675R - Harris / Tony Scott Motorsport		
IDEAL LAP TIME : 1:57.390		BEST LAP TIME : 1:57.623		DIFFERENCE : 0.233		
LAP	SECTOR 1	SECTOR 2	LAP TIME	MPH	DIFF	TIME OF DAY
1 -		40.142	2:05.592	85.10	7.969	10:09:13.446
2 -	1:18.910	39.487	1:58.397 (3)	90.27	0.774	10:11:11.843
3 -	1:18.498	<b>39.125</b>	<b>1:57.623 (1)</b>	<b>90.86</b>		<b>10:13:09.466</b>
4 -	1:19.026	39.752	1:58.778	89.98	1.155	10:15:08.244
5 -	<b>1:18.265</b>	39.462	1:57.727 (2)	90.78	0.104	10:17:05.971
6 -	1:19.064	39.791	1:58.855	89.92	1.232	10:19:04.826
7 -	1:19.455	40.309	1:59.764	89.24	2.141	10:21:04.590

P4 37		Alex LATHAM		Kawasaki ZX6R - BR-8 / McCrash Racing		
IDEAL LAP TIME : 1:59.728		BEST LAP TIME : 1:59.728		DIFFERENCE : 0.000		
LAP	SECTOR 1	SECTOR 2	LAP TIME	MPH	DIFF	TIME OF DAY
1 -		40.281	2:06.837	84.26	7.109	10:09:14.691
2 -	1:20.259	40.206	2:00.465 (3)	88.72	0.737	10:11:15.156
3 -	1:20.984	40.441	2:01.425	88.02	1.697	10:13:16.581
4 -	1:20.319	40.056	2:00.375 (2)	88.78	0.647	10:15:16.956
5 -	<b>1:19.800</b>	<b>39.928</b>	<b>1:59.728 (1)</b>	<b>89.26</b>		<b>10:17:16.684</b>
6 -	1:20.499	40.279	2:00.778	88.49	1.050	10:19:17.462
7 -	1:20.366	40.482	2:00.848	88.44	1.120	10:21:18.310

P5 212		Matt PALLETT		Yamaha R6 - BDA Chartered Architects		
IDEAL LAP TIME : 1:59.252		BEST LAP TIME : 1:59.372		DIFFERENCE : 0.120		
LAP	SECTOR 1	SECTOR 2	LAP TIME	MPH	DIFF	TIME OF DAY
1 -		41.650	2:10.525	81.88	11.153	10:09:18.379
2 -	1:21.131	40.356	2:01.487	87.97	2.115	10:11:19.866
3 -	1:20.014	40.026	2:00.040	89.03	0.668	10:13:19.906
4 -	1:19.967	39.847	1:59.814 (3)	89.20	0.442	10:15:19.720
5 -	1:19.809	40.370	2:00.179	88.93	0.807	10:17:19.899
6 -	1:19.661	<b>39.711</b>	<b>1:59.372 (1)</b>	<b>89.53</b>		<b>10:19:19.271</b>
7 -	<b>1:19.541</b>	40.062	1:59.603 (2)	89.36	0.231	10:21:18.874

# BMCRC - MRO Championships 2023 - Rnd 7 @ Snetterton

## DART Motorsport MRO 600 Inc Clubman 600 & GP2 / EVO

### RACE 3 - SECTOR ANALYSIS



SECTOR 1 = FL to I1, SECTOR 2 = I1 to FL, DIFF = Difference To Personal Best Lap, P = Crossed Finish Line in Pit Lane, D = Time Disallowed

P6 188		Dawid KRAWIECKI		Yamaha R6 - Code Blue LTD & D A East Electrical			
IDEAL LAP TIME : 2:00.266		BEST LAP TIME : 2:00.383		DIFFERENCE : 0.117			
LAP	SECTOR 1	SECTOR 2	LAP TIME	MPH	DIFF	TIME OF DAY	
1 -		40.427	2:06.726	84.33	6.343	10:09:14.580	
2 -	<b>1:19.936</b>	40.447	<b>2:00.383 (1)</b>	<b>88.78</b>		<b>10:11:14.963</b>	
3 -	1:20.993	40.903	2:01.896	87.68	1.513	10:13:16.859	
4 -	1:20.459	40.819	2:01.278	88.12	0.895	10:15:18.137	
5 -	1:20.550	41.259	2:01.809	87.74	1.426	10:17:19.946	
6 -	1:20.423	<b>40.330</b>	2:00.753 (3)	88.51	0.370	10:19:20.699	
7 -	1:20.229	40.365	2:00.594 (2)	88.62	0.211	10:21:21.293	

P7 91 C		Sam HIRST		Kawasaki 636 - Team Valley Racing			
IDEAL LAP TIME : 1:59.995		BEST LAP TIME : 1:59.995		DIFFERENCE : 0.000			
LAP	SECTOR 1	SECTOR 2	LAP TIME	MPH	DIFF	TIME OF DAY	
1 -		40.964	2:09.261	82.68	9.266	10:09:17.115	
2 -	1:21.387	40.452	2:01.839	87.72	1.844	10:11:18.954	
3 -	1:21.717	40.431	2:02.148	87.50	2.153	10:13:21.102	
4 -	1:20.561	40.426	2:00.987 (2)	88.34	0.992	10:15:22.089	
5 -	1:20.558	40.606	2:01.164 (3)	88.21	1.169	10:17:23.253	
6 -	1:20.924	40.305	2:01.229	88.16	1.234	10:19:24.482	
7 -	<b>1:19.994</b>	<b>40.001</b>	<b>1:59.995 (1)</b>	<b>89.07</b>		<b>10:21:24.477</b>	

P8 14 C		Jack MUIR		Kawasaki ZX636 -			
IDEAL LAP TIME : 2:00.066		BEST LAP TIME : 2:00.196		DIFFERENCE : 0.130			
LAP	SECTOR 1	SECTOR 2	LAP TIME	MPH	DIFF	TIME OF DAY	
1 -		41.795	2:10.347	81.99	10.151	10:09:18.201	
2 -	1:21.008	41.448	2:02.456	87.28	2.260	10:11:20.657	
3 -	1:20.810	40.143	2:00.953	88.36	0.757	10:13:21.610	
4 -	1:20.908	<b>40.029</b>	2:00.937 (3)	88.37	0.741	10:15:22.547	
5 -	1:20.492	40.398	2:00.890 (2)	88.41	0.694	10:17:23.437	
6 -	1:20.810	40.320	2:01.130	88.23	0.934	10:19:24.567	
7 -	<b>1:20.037</b>	40.159	<b>2:00.196 (1)</b>	<b>88.92</b>		<b>10:21:24.763</b>	

P9 38 C		Robbie PARK		Triumph 675 R - Mom			
IDEAL LAP TIME : 2:01.228		BEST LAP TIME : 2:01.228		DIFFERENCE : 0.000			
LAP	SECTOR 1	SECTOR 2	LAP TIME	MPH	DIFF	TIME OF DAY	
1 -		41.063	2:10.475	81.91	9.247	10:09:18.329	
2 -	1:21.838	40.748	2:02.586	87.18	1.358	10:11:20.915	
3 -	1:21.957	40.810	2:02.767	87.05	1.539	10:13:23.682	
4 -	1:21.393	40.428	2:01.821 (2)	87.73	0.593	10:15:25.503	
5 -	1:21.658	40.429	2:02.087 (3)	87.54	0.859	10:17:27.590	
6 -	1:22.149	40.407	2:02.556	87.20	1.328	10:19:30.146	
7 -	<b>1:21.240</b>	<b>39.988</b>	<b>2:01.228 (1)</b>	<b>88.16</b>		<b>10:21:31.374</b>	

P10 35		Kai DICKINSON		Kawasaki ZX636 -			
IDEAL LAP TIME : 2:01.689		BEST LAP TIME : 2:01.864		DIFFERENCE : 0.175			
LAP	SECTOR 1	SECTOR 2	LAP TIME	MPH	DIFF	TIME OF DAY	
1 -		41.603	2:09.817	82.33	7.953	10:09:17.671	
2 -	1:21.285	41.422	2:02.707	87.10	0.843	10:11:20.378	
3 -	1:22.111	41.607	2:03.718	86.39	1.854	10:13:24.096	
4 -	1:21.626	41.462	2:03.088	86.83	1.224	10:15:27.184	
5 -	1:21.021	41.379	2:02.400 (3)	87.32	0.536	10:17:29.584	
6 -	1:21.085	<b>40.779</b>	<b>2:01.864 (1)</b>	<b>87.70</b>		<b>10:19:31.448</b>	
7 -	<b>1:20.910</b>	41.044	2:01.954 (2)	87.64	0.090	10:21:33.402	



# BMCRC - MRO Championships 2023 - Rnd 7 @ Snetterton

## DART Motorsport MRO 600 Inc Clubman 600 & GP2 / EVO

### RACE 3 - SECTOR ANALYSIS



SECTOR 1 = FL to I1, SECTOR 2 = I1 to FL, DIFF = Difference To Personal Best Lap, P = Crossed Finish Line in Pit Lane, D = Time Disallowed

P11 95		Grant ROBERTSON		Yamaha R6 - Westcountry Windings		
IDEAL LAP TIME : 2:00.524		BEST LAP TIME : 2:00.650		DIFFERENCE : 0.126		
LAP	SECTOR 1	SECTOR 2	LAP TIME	MPH	DIFF	TIME OF DAY
1 -		<b>40.164</b>	2:07.445	83.86	6.795	10:09:15.299
2 -	<b>1:20.360</b>	40.290	<b>2:00.650 (1)</b>	<b>88.58</b>		<b>10:11:15.949</b>
3 -	1:20.980	48.551	2:09.531	82.51	8.881	10:13:25.480
4 -	1:21.016	41.178	2:02.194	87.46	1.544	10:15:27.674
5 -	1:20.494	41.853	2:02.347	87.35	1.697	10:17:30.021
6 -	1:20.772	40.727	2:01.499 (2)	87.96	0.849	10:19:31.520
7 -	1:20.956	41.175	2:02.131 (3)	87.51	1.481	10:21:33.651

P12 169		Gareth CUNNINGHAM		Yamaha R6 - Burnham cars ltd		
IDEAL LAP TIME : 2:01.859		BEST LAP TIME : 2:02.044		DIFFERENCE : 0.185		
LAP	SECTOR 1	SECTOR 2	LAP TIME	MPH	DIFF	TIME OF DAY
1 -		41.698	2:10.315	82.01	8.271	10:09:18.169
2 -	1:22.516	<b>40.840</b>	2:03.356	86.64	1.312	10:11:21.525
3 -	1:21.751	41.133	2:02.884	86.97	0.840	10:13:24.409
4 -	1:21.664	41.556	2:03.220	86.73	1.176	10:15:27.629
5 -	1:21.248	41.185	2:02.433 (3)	87.29	0.389	10:17:30.062
6 -	1:21.183	40.861	<b>2:02.044 (1)</b>	<b>87.57</b>		<b>10:19:32.106</b>
7 -	<b>1:21.019</b>	41.121	2:02.140 (2)	87.50	0.096	10:21:34.246

P13 72		Nick BARNES		Yamaha R6 - Park Electric		
IDEAL LAP TIME : 2:03.997		BEST LAP TIME : 2:04.230		DIFFERENCE : 0.233		
LAP	SECTOR 1	SECTOR 2	LAP TIME	MPH	DIFF	TIME OF DAY
1 -		41.725	2:13.850	79.85	9.620	10:09:21.704
2 -	1:23.370	<b>41.471</b>	2:04.841 (3)	85.61	0.611	10:11:26.545
3 -	1:23.646	42.040	2:05.686	85.03	1.456	10:13:32.231
4 -	1:23.548	42.007	2:05.555	85.12	1.325	10:15:37.786
5 -	1:23.310	41.806	2:05.116	85.42	0.886	10:17:42.902
6 -	1:22.738	41.492	<b>2:04.230 (1)</b>	<b>86.03</b>		<b>10:19:47.132</b>
7 -	<b>1:22.526</b>	41.719	2:04.245 (2)	86.02	0.015	10:21:51.377

P14 39 C		Aaron MONK		Kawasaki NINJA 636 - flyaspitfire.co.uk		
IDEAL LAP TIME : 2:04.199		BEST LAP TIME : 2:04.199		DIFFERENCE : 0.000		
LAP	SECTOR 1	SECTOR 2	LAP TIME	MPH	DIFF	TIME OF DAY
1 -		42.611	2:15.689	78.76	11.490	10:09:23.543
2 -	1:23.655	41.726	2:05.381	85.24	1.182	10:11:28.924
3 -	1:23.507	41.914	2:05.421	85.21	1.222	10:13:34.345
4 -	1:23.690	41.772	2:05.462	85.18	1.263	10:15:39.807
5 -	1:22.869	41.782	2:04.651 (2)	85.74	0.452	10:17:44.458
6 -	1:23.185	41.967	2:05.152 (3)	85.40	0.953	10:19:49.610
7 -	<b>1:22.495</b>	<b>41.704</b>	<b>2:04.199 (1)</b>	<b>86.05</b>		<b>10:21:53.809</b>

P15 22 C		Toby TRUNDLE		Yamaha R6 - Harris Motorcycles / A. Harland Race Services		
IDEAL LAP TIME :		BEST LAP TIME : 2:05.509		DIFFERENCE :		
LAP	SECTOR 1	SECTOR 2	LAP TIME	MPH	DIFF	TIME OF DAY
1 -			2:13.442	80.09	7.933	10:09:21.296
2 -			2:06.417	84.54	0.908	10:11:27.713
3 -			2:06.414	84.54	0.905	10:13:34.127
4 -			2:06.124	84.74	0.615	10:15:40.251
5 -			<b>2:05.509 (1)</b>	<b>85.15</b>		<b>10:17:45.760</b>
6 -			2:05.944 (3)	84.86	0.435	10:19:51.704
7 -			2:05.619 (2)	85.08	0.110	10:21:57.323

# BMCRC - MRO Championships 2023 - Rnd 7 @ Snetterton

## DART Motorsport MRO 600 Inc Clubman 600 & GP2 / EVO

### RACE 3 - SECTOR ANALYSIS



SECTOR 1 = FL to I1, SECTOR 2 = I1 to FL, DIFF = Difference To Personal Best Lap, P = Crossed Finish Line in Pit Lane, D = Time Disallowed

<b>P16 44</b>		<b>James DUTTON</b>		Kawasaki ZX6R - AMR Motorcycles			
IDEAL LAP TIME : 2:04.711		BEST LAP TIME : 2:04.711		DIFFERENCE : 0.000			
LAP	SECTOR 1	SECTOR 2	LAP TIME	MPH	DIFF	TIME OF DAY	
1 -		43.209	2:16.250	78.44	11.539	10:09:24.104	
2 -	1:24.623	42.087	2:06.710	84.35	1.999	10:11:30.814	
3 -	1:24.141	42.137	2:06.278	84.63	1.567	10:13:37.092	
4 -	1:23.536	42.026	2:05.562 (3)	85.12	0.851	10:15:42.654	
5 -	1:24.328	41.859	2:06.187	84.70	1.476	10:17:48.841	
6 -	1:23.621	41.686	2:05.307 (2)	85.29	0.596	10:19:54.148	
7 -	<b>1:23.029</b>	<b>41.682</b>	<b>2:04.711 (1)</b>	<b>85.70</b>		<b>10:21:58.859</b>	

<b>P17 51</b>		<b>Ross CLARKE</b>		Kawasaki ZX600RR - RC Farriery Racing			
IDEAL LAP TIME : 1:59.186		BEST LAP TIME : 1:59.186		DIFFERENCE : 0.000			
LAP	SECTOR 1	SECTOR 2	LAP TIME	MPH	DIFF	TIME OF DAY	
1 -		39.805	2:05.750	84.99	6.564	10:09:13.604	
2 -	<b>1:19.718</b>	<b>39.468</b>	<b>1:59.186 (1)</b>	<b>89.67</b>		<b>10:11:12.790</b>	

# BMCRC - MRO Championships 2023 - Rnd 7 @ Snetterton

## DART Motorsport MRO 600 Inc Clubman 600 & GP2 / EVO

### RACE 3 - BEST SECTORS

SECTOR 1			SECTOR 2			IDEAL / BEST COMPARISON						
POS	NO	NAME	TIME	NO	NAME	TIME	POS	NO	NAME	IDEAL	BEST	DIFF
									<b>PERFECT LAP</b>	<b>1:57.338</b>		
1	661	HARRIS	1:18.265	36	FOWLE	39.073	1	661	HARRIS	1:57.390	1:57.623	0.233
2	80	CREASEY	1:18.409	661	HARRIS	39.125	2	80	CREASEY	1:57.614	1:57.701	0.087
3	36	FOWLE	1:18.774	80	CREASEY	39.205	3	36	FOWLE	1:57.847	1:58.059	0.212
4	212	PALLET	1:19.541	51	CLARKE	39.468	4	51	CLARKE	1:59.186	1:59.186	0.000
5	51	CLARKE	1:19.718	212	PALLET	39.711	5	212	PALLET	1:59.252	1:59.372	0.120
6	37	LATHAM	1:19.800	37	LATHAM	39.928	6	37	LATHAM	1:59.728	1:59.728	0.000
7	188	KRAWIECKI	1:19.936	38	PARK	39.988	7	91	HIRST	1:59.995	1:59.995	0.000
8	91	HIRST	1:19.994	91	HIRST	40.001	8	14	MUIR	2:00.066	2:00.196	0.130
9	14	MUIR	1:20.037	14	MUIR	40.029	9	188	KRAWIECKI	2:00.266	2:00.383	0.117
10	95	ROBERTSON	1:20.360	95	ROBERTSON	40.164	10	95	ROBERTSON	2:00.524	2:00.650	0.126
11	35	DICKINSON	1:20.910	188	KRAWIECKI	40.330	11	38	PARK	2:01.228	2:01.228	0.000
12	169	CUNNINGHAM	1:21.019	35	DICKINSON	40.779	12	35	DICKINSON	2:01.689	2:01.864	0.175
13	38	PARK	1:21.240	169	CUNNINGHAM	40.840	13	169	CUNNINGHAM	2:01.859	2:02.044	0.185
14	39	MONK	1:22.495	72	BARNES	41.471	14	72	BARNES	2:03.997	2:04.230	0.233
15	72	BARNES	1:22.526	44	DUTTON	41.682	15	39	MONK	2:04.199	2:04.199	0.000
16	44	DUTTON	1:23.029	39	MONK	41.704	16	44	DUTTON	2:04.711	2:04.711	0.000
17							17	22	TRUNDLE		2:05.509	

# BMCRC - MRO Championships 2023 - Rnd 7 @ Snetterton

## DART Motorsport MRO 600 Inc Clubman 600 & GP2 / EVO

### RACE 3 - STATISTICS

**Competitors Started** 17  
**Planned Start** 2023-09-03 @ 10:05:00.000  
**Actual Start** 2023-09-03 @ 10:07:07.853  
**Finish Time** 2023-09-03 @ 10:21:04.500  
**Track Length** 2.9689mi.  
**Total Laps** 114  
**Total Distance Covered** 338.4559mi.

#### Session Fastest Lap History

NO	CL	NAME	LAP TIME	TIME OF DAY	LAP	VEHICLE
36		Harry FOWLE	<b>1:58.366</b>	10:11:10.555	2	Yamaha R6
36		Harry FOWLE	<b>1:58.079</b>	10:13:08.635	3	Yamaha R6
80		Morgan CREASEY	<b>1:57.701</b>	10:13:08.912	3	Yamaha R6
661	EVO	Cameron HARRIS	<b>1:57.623</b>	10:13:09.470	3	Triumph 675R

#### Session Leader History

NO	CL	NAME	FROM LAP	LAPS LED	DISTANCE	VEHICLE
36		Harry FOWLE	1	5	14.84 miles	Yamaha R6
80		Morgan CREASEY	6	1	2.96 miles	Yamaha R6
36		Harry FOWLE	7	1	2.96 miles	Yamaha R6

#### Flag History

TYPE	TIME OF DAY
GREEN	10:07:07.853
FINISH	10:21:04.500

#### Flag Statistics

TYPE	COUNT	TOTAL LAPS	TOTAL TIME
Green	1	7	15:02.831
Red	0	0	0.000
Safety Car	0	0	0.000
FCY	0	0	0.000

**BMCRC - MRO Championships 2023 - Rnd 7 @ Snetterton**  
**DART Motorsport MRO 600 Inc Clubman 600 & GP2 / EVO**  
**RACE 3 - STATISTICS**

**CLASS :**

11 Starters

**Fastest Lap History**

NO	NAME	LAP TIME	TIME OF DAY	LAP	VEHICLE
36	Harry FOWLE	<b>1:58.366</b>	10:11:10.555	2	Yamaha R6
36	Harry FOWLE	<b>1:58.079</b>	10:13:08.635	3	Yamaha R6
80	Morgan CREASEY	<b>1:57.701</b>	10:13:08.912	3	Yamaha R6

**Leader History**

NO	NAME	FROM LAP	LAPS LED	DISTANCE	VEHICLE
36	Harry FOWLE	1	5	14.84 miles	Yamaha R6
80	Morgan CREASEY	6	1	2.96 miles	Yamaha R6
36	Harry FOWLE	7	1	2.96 miles	Yamaha R6

# BMCRC - MRO Championships 2023 - Rnd 7 @ Snetterton

## DART Motorsport MRO 600 Inc Clubman 600 & GP2 / EVO

### RACE 3 - STATISTICS

CLASS : C

5 Starters

#### Fastest Lap History

NO	NAME	LAP TIME	TIME OF DAY	LAP	VEHICLE
91	Sam HIRST	2:01.839	10:11:18.971	2	Kawasaki 636
14	Jack MUIR	2:00.953	10:13:21.634	3	Kawasaki ZX636
14	Jack MUIR	2:00.937	10:15:22.573	4	Kawasaki ZX636
14	Jack MUIR	2:00.890	10:17:23.462	5	Kawasaki ZX636
91	Sam HIRST	1:59.995	10:21:24.494	7	Kawasaki 636

#### Leader History

NO	NAME	FROM LAP	LAPS LED	DISTANCE	VEHICLE
91	Sam HIRST	1	7	20.78 miles	Kawasaki 636

**BMCRC - MRO Championships 2023 - Rnd 7 @ Snetterton**  
**DART Motorsport MRO 600 Inc Clubman 600 & GP2 / EVO**  
**RACE 3 - STATISTICS**

**CLASS : EVO**

1 Starters

**Fastest Lap History**

NO	NAME	LAP TIME	TIME OF DAY	LAP	VEHICLE
661	Cameron HARRIS	1:58.397	10:11:11.846	2	Triumph 675R
661	Cameron HARRIS	1:57.623	10:13:09.470	3	Triumph 675R

**Leader History**

NO	NAME	FROM LAP	LAPS LED	DISTANCE	VEHICLE
661	Cameron HARRIS	1	7	20.78 miles	Triumph 675R

BMCRC - MRO Championships 2023 - Rnd 7 @ Snetterton



DART Motorsport MRO 600 Inc Clubman 600 & GP2 / EVO

RACE 14 - GRID (6 Laps)

ROW 7		20	31	Dylan MELLOR	19	124	Mark STRUTT			
ROW 6	18	4	Kallum BEDWELL	17	22	Toby TRUNDLE	16	44	James DUTTON	
ROW 5		15	72	Nick BARNES	14	39	Aaron MONK	13	169	Gareth CUNNINGHAM
ROW 4	12	35	Kai DICKINSON	11	38	Robbie PARK	10	95	Grant ROBERTSON	
ROW 3		9	188	Dawid KRAWIECKI	8	14	Jack MUIR	7	91	Sam HIRST
ROW 2	6	37	Alex LATHAM	5	212	Matt PALLETT	4	51	Ross CLARKE	
ROW 1		3	36	Harry FOWLE	2	80	Morgan CREASEY	1	661	Cameron HARRIS
									<b>Pole</b>	

Snetterton 300: 2.9689 miles

These results are provisional until the conclusion of any judicial and technical matters.

Clerk Of Course :	Stewards :	Timekeeper : <i>Craig Smith</i>
-------------------	------------	------------------------------------

Results can be found at [www.tsl-timing.com](http://www.tsl-timing.com)

Printed - 10:25 Sunday, 03 September 2023





BMCRC - MRO Championships 2023 - Rnd 7 @ Snetterton



DART Motorsport MRO 600 Inc Clubman 600 & GP2 / EVO

RACE 14 - CLASSIFICATION

POS	NO	CL	PIC NAME	ENTRY	LAPS	TIME	GAP	DIFF	MPH	BEST	ON
1	36		1 Harry FOWLE	Yamaha R6 - HF Refinishing Racing	6	11:57.060			89.43	1:58.206	2
2	80		2 Morgan CREASEY	Yamaha R6 - Warics Ltd	6	11:57.874	0.814	0.814	89.33	1:58.110	2
3	661	EVO	1 Cameron HARRIS	Triumph 675R - Harris / Tony Scott Motorsport	6	12:04.679	7.619	6.805	88.49	1:59.465	3
4	212		3 Matt PALLETT	Yamaha R6 - BDA Chartered Architects	6	12:05.555	8.495	0.876	88.38	1:58.314	6
5	51		4 Ross CLARKE	Kawasaki ZX600RR - RC Farriery Racing	6	12:05.726	8.666	0.171	88.36	1:59.194	6
6	37		5 Alex LATHAM	Kawasaki ZX6R - BR-8 / McCrash Racing	6	12:11.393	14.333	5.667	87.67	2:00.576	4
7	91	C	1 Sam HIRST	Kawasaki 636 - Team Valley Racing	6	12:17.756	20.696	6.363	86.92	2:01.489	2
8	95		6 Grant ROBERTSON	Yamaha R6 - Westcountry Windings	6	12:18.548	21.488	0.792	86.83	2:01.790	2
9	35		7 Kai DICKINSON	Kawasaki ZX636 -	6	12:19.224	22.164	0.676	86.75	2:01.027	6
10	14	C	2 Jack MUIR	Kawasaki ZX636 -	6	12:19.953	22.893	0.729	86.66	2:01.479	2
11	169		8 Gareth CUNNINGHAM	Yamaha R6 - Burnham cars ltd	6	12:22.471	25.411	2.518	86.37	2:02.339	2
12	38	C	3 Robbie PARK	Triumph 675 R - Mom	6	12:30.184	33.124	7.713	85.48	2:03.272	6
13	72		9 Nick BARNES	Yamaha R6 - Park Electric	6	12:37.101	40.041	6.917	84.70	2:04.649	2
14	39	C	4 Aaron MONK	Kawasaki NINJA 636 - flyaspitfire.co.uk	6	12:40.749	43.689	3.648	84.29	2:04.721	6
15	22	C	5 Toby TRUNDLE	Yamaha R6 - Harris Motorcycles / A. Harland Race S	6	12:49.048	51.988	8.299	83.38	2:06.305	2
16	44	10	10 James DUTTON	Kawasaki ZX6R - AMR Motorcycles	6	12:49.093	52.033	0.044	83.38	2:05.791	2

FASTEST LAP

80			Morgan CREASEY	Yamaha R6 - Warics Ltd	2	1:58.110			90.49 mph	145.63 kph
661	EVO		Cameron HARRIS	Triumph 675R - Harris / Tony Scott Motorsport	3	1:59.465			89.46 mph	143.98 kph
14	C		Jack MUIR	Kawasaki ZX636 -	2	2:01.479			87.98 mph	141.59 kph

Class - 92.5% of Race Speed = 82.72 mph  
 Class EVO - 92.5% of Race Speed = 81.85 mph  
 Class C - 92.5% of Race Speed = 80.40 mph

Weather / Track : Sunny / Dry

These results are provisional until the conclusion of any judicial and technical matters.

Race Distance: 6 Laps / 17.81 miles  
 Snetterton 300: 2.9689 miles  
 Date: 03/09/2023 Start: 14:57 Finish: 15:09

Clerk Of Course :	Stewards :	Timekeeper : <i>Craig Smith</i>
-------------------	------------	------------------------------------

Results can be found at [www.tsl-timing.com](http://www.tsl-timing.com)

Printed - 15:12 Sunday, 03 September 2023



# BMCRC - MRO Championships 2023 - Rnd 7 @ Snetterton

## DART Motorsport MRO 600 Inc Clubman 600 & GP2 / EVO

### RACE 14 - LAP CHART

#### LAP 1 @ 14:59:08.186

NO	BEHIND	LAP TIME
36		2:03.836
80	0.818	2:04.654
661	1.989	2:05.825
37	2.303	2:06.139
212	2.568	2:06.404
95	3.844	2:07.680
51	3.980	2:07.816
91	4.507	2:08.343
14	5.081	2:08.917
169	5.413	2:09.249
35	6.895	2:10.731
38	7.947	2:11.783
72	8.492	2:12.328
22	9.616	2:13.452
39	10.031	2:13.867
44	10.578	2:14.414

#### LAP 2 @ 15:01:06.392

NO	BEHIND	LAP TIME
36		1:58.206
80	0.722	1:58.110
661	3.501	1:59.718
37	4.852	2:00.755
212	4.905	2:00.543
51	5.544	1:59.770
95	7.428	2:01.790
91	7.790	2:01.489
14	8.354	2:01.479
169	9.546	2:02.339
35	10.811	2:02.122
38	13.532	2:03.791
72	14.935	2:04.649
39	17.202	2:05.377
22	17.715	2:06.305
44	18.163	2:05.791

#### LAP 3 @ 15:03:05.595

NO	BEHIND	LAP TIME
80		1:58.481
36	0.018	1:59.221
661	3.763	1:59.465
212	5.720	2:00.018
51	5.749	1:59.408
37	6.366	2:00.717
95	10.057	2:01.832
91	10.514	2:01.927
14	10.993	2:01.842
169	12.807	2:02.464
35	13.135	2:01.527
38	18.441	2:04.112
72	20.878	2:05.146
39	23.584	2:05.585
22	25.604	2:07.092
44	25.605	2:06.645

#### LAP 4 @ 15:05:04.225

NO	BEHIND	LAP TIME
36		1:58.612
80	0.192	1:58.822
661	5.146	2:00.013
51	6.961	1:59.842

212	7.916	2:00.826
37	8.312	2:00.576
95	13.664	2:02.237
91	14.254	2:02.370
14	14.582	2:02.219
35	16.736	2:02.231
169	17.326	2:03.149
38	23.500	2:03.689
72	27.158	2:04.910
39	30.633	2:05.679
22	34.377	2:07.403
44	34.445	2:07.470

#### LAP 5 @ 15:07:02.683

NO	BEHIND	LAP TIME
36		1:58.458
80	0.165	1:58.431
661	6.753	2:00.065
51	8.199	1:59.696
212	8.908	1:59.450
37	11.247	2:01.393
95	17.298	2:02.092
91	17.779	2:01.983
14	18.602	2:02.478
35	19.864	2:01.586
169	21.428	2:02.560
38	28.579	2:03.537
72	33.403	2:04.703
39	37.695	2:05.520
22	43.373	2:07.454
44	43.588	2:07.601

#### LAP 6 @ 15:09:01.410

NO	BEHIND	LAP TIME
36		1:58.727
80	0.814	1:59.376
661	7.619	1:59.593
212	8.495	1:58.314
51	8.666	1:59.194
37	14.333	2:01.813
91	20.696	2:01.644
95	21.488	2:02.917
35	22.164	2:01.027
14	22.893	2:03.018
169	25.411	2:02.710
38	33.124	2:03.272
72	40.041	2:05.365
39	43.689	2:04.721
22	51.988	2:07.342
44	52.033	2:07.172

# BMCRC - MRO Championships 2023 - Rnd 7 @ Snetterton

## DART Motorsport MRO 600 Inc Clubman 600 & GP2 / EVO

### RACE 14 - POSITION CHART

No	Name	Lap						
		Pos	1	2	3	4	5	6
661	HARRIS	1	36	36	80	36	36	36
80	CREASEY	2	80	80	36	80	80	80
36	FOWLE	3	661	661	661	661	661	661
51	CLARKE	4	37	37	212	51	51	212
212	PALLET	5	212	212	51	212	212	51
37	LATHAM	6	95	51	37	37	37	37
91	HIRST	7	51	95	95	95	95	91
14	MUIR	8	91	91	91	91	91	95
95	ROBERTSON	9	14	14	14	14	14	35
38	PARK	10	169	169	169	35	35	14
35	DICKINSON	11	35	35	35	169	169	169
169	CUNNINGHAM	12	38	38	38	38	38	38
39	MONK	13	72	72	72	72	72	72
72	BARNES	14	22	39	39	39	39	39
44	DUTTON	15	39	22	22	22	22	22
22	TRUNDLE	16	44	44	44	44	44	44

# BMCRC - MRO Championships 2023 - Rnd 7 @ Snetterton

## DART Motorsport MRO 600 Inc Clubman 600 & GP2 / EVO

### RACE 14 - SECTOR ANALYSIS



SECTOR 1 = FL to I1, SECTOR 2 = I1 to FL, DIFF = Difference To Personal Best Lap, P = Crossed Finish Line in Pit Lane, D = Time Disallowed

P1 36		Harry FOWLE		Yamaha R6 - HF Refinishing Racing		
IDEAL LAP TIME : 1:58.113		BEST LAP TIME : 1:58.206		DIFFERENCE : 0.093		
LAP	SECTOR 1	SECTOR 2	LAP TIME	MPH	DIFF	TIME OF DAY
1 -		39.380	2:03.836	86.30	5.630	14:59:08.186
2 -	<b>1:18.872</b>	39.334	<b>1:58.206 (1)</b>	<b>90.41</b>		<b>15:01:06.392</b>
3 -	1:19.286	39.935	1:59.221	89.64	1.015	15:03:05.613
4 -	1:19.371	<b>39.241</b>	1:58.612 (3)	90.10	0.406	15:05:04.225
5 -	1:18.928	39.530	1:58.458 (2)	90.22	0.252	15:07:02.683
6 -	1:19.127	39.600	1:58.727	90.02	0.521	15:09:01.410

P2 80		Morgan CREASEY		Yamaha R6 - Warics Ltd		
IDEAL LAP TIME : 1:57.954		BEST LAP TIME : 1:58.110		DIFFERENCE : 0.156		
LAP	SECTOR 1	SECTOR 2	LAP TIME	MPH	DIFF	TIME OF DAY
1 -		39.792	2:04.654	85.74	6.544	14:59:09.004
2 -	1:18.861	39.249	<b>1:58.110 (1)</b>	<b>90.49</b>		<b>15:01:07.114</b>
3 -	<b>1:18.742</b>	39.739	1:58.481 (3)	90.20	0.371	15:03:05.595
4 -	1:19.446	39.376	1:58.822	89.95	0.712	15:05:04.417
5 -	1:19.219	<b>39.212</b>	1:58.431 (2)	90.24	0.321	15:07:02.848
6 -	1:19.371	40.005	1:59.376	89.53	1.266	15:09:02.224

P3 661 EVO		Cameron HARRIS		Triumph 675R - Harris / Tony Scott Motorsport		
IDEAL LAP TIME : 1:59.165		BEST LAP TIME : 1:59.465		DIFFERENCE : 0.300		
LAP	SECTOR 1	SECTOR 2	LAP TIME	MPH	DIFF	TIME OF DAY
1 -		40.386	2:05.825	84.94	6.360	14:59:10.175
2 -	<b>1:19.394</b>	40.324	1:59.718 (3)	89.27	0.253	15:01:09.893
3 -	1:19.694	<b>39.771</b>	<b>1:59.465 (1)</b>	<b>89.46</b>		<b>15:03:09.358</b>
4 -	1:20.143	39.870	2:00.013	89.05	0.548	15:05:09.371
5 -	1:19.868	40.197	2:00.065	89.01	0.600	15:07:09.436
6 -	1:19.696	39.897	1:59.593 (2)	89.37	0.128	15:09:09.029

P4 212		Matt PALLETT		Yamaha R6 - BDA Chartered Architects		
IDEAL LAP TIME : 1:58.314		BEST LAP TIME : 1:58.314		DIFFERENCE : 0.000		
LAP	SECTOR 1	SECTOR 2	LAP TIME	MPH	DIFF	TIME OF DAY
1 -		40.137	2:06.404	84.55	8.090	14:59:10.754
2 -	1:20.382	40.161	2:00.543	88.66	2.229	15:01:11.297
3 -	1:20.008	40.010	2:00.018 (3)	89.05	1.704	15:03:11.315
4 -	1:20.551	40.275	2:00.826	88.45	2.512	15:05:12.141
5 -	1:19.465	39.985	1:59.450 (2)	89.47	1.136	15:07:11.591
6 -	<b>1:18.604</b>	<b>39.710</b>	<b>1:58.314 (1)</b>	<b>90.33</b>		<b>15:09:09.905</b>

P5 51		Ross CLARKE		Kawasaki ZX600RR - RC Farriery Racing		
IDEAL LAP TIME : 1:58.485		BEST LAP TIME : 1:59.194		DIFFERENCE : 0.709		
LAP	SECTOR 1	SECTOR 2	LAP TIME	MPH	DIFF	TIME OF DAY
1 -		40.692	2:07.816	83.62	8.622	14:59:12.166
2 -	1:20.044	39.726	1:59.770	89.23	0.576	15:01:11.936
3 -	1:19.861	<b>39.547</b>	1:59.408 (2)	89.50	0.214	15:03:11.344
4 -	1:19.898	39.944	1:59.842	89.18	0.648	15:05:11.186
5 -	1:20.062	39.634	1:59.696 (3)	89.29	0.502	15:07:10.882
6 -	<b>1:18.938</b>	40.256	<b>1:59.194 (1)</b>	<b>89.66</b>		<b>15:09:10.076</b>

P6 37		Alex LATHAM		Kawasaki ZX6R - BR-8 / McCrash Racing		
IDEAL LAP TIME : 2:00.172		BEST LAP TIME : 2:00.576		DIFFERENCE : 0.404		
LAP	SECTOR 1	SECTOR 2	LAP TIME	MPH	DIFF	TIME OF DAY
1 -		<b>40.003</b>	2:06.139	84.73	5.563	14:59:10.489
2 -	1:20.447	40.308	2:00.755 (3)	88.51	0.179	15:01:11.244
3 -	1:20.644	40.073	2:00.717 (2)	88.53	0.141	15:03:11.961
4 -	<b>1:20.169</b>	40.407	<b>2:00.576 (1)</b>	<b>88.64</b>		<b>15:05:12.537</b>
5 -	1:20.663	40.730	2:01.393	88.04	0.817	15:07:13.930
6 -	1:21.020	40.793	2:01.813	87.74	1.237	15:09:15.743

# BMCRC - MRO Championships 2023 - Rnd 7 @ Snetterton

## DART Motorsport MRO 600 Inc Clubman 600 & GP2 / EVO

### RACE 14 - SECTOR ANALYSIS



SECTOR 1 = FL to I1, SECTOR 2 = I1 to FL, DIFF = Difference To Personal Best Lap, P = Crossed Finish Line in Pit Lane, D = Time Disallowed

P7 91 C		Sam HIRST		Kawasaki 636 - Team Valley Racing			
IDEAL LAP TIME : 2:01.295		BEST LAP TIME : 2:01.489		DIFFERENCE : 0.194			
LAP	SECTOR 1	SECTOR 2	LAP TIME	MPH	DIFF	TIME OF DAY	
1 -		40.935	2:08.343	83.27	6.854	14:59:12.693	
2 -	<b>1:20.907</b>	40.582	<b>2:01.489 (1)</b>	<b>87.97</b>		<b>15:01:14.182</b>	
3 -	1:21.539	<b>40.388</b>	2:01.927 (3)	87.65	0.438	15:03:16.109	
4 -	1:21.528	40.842	2:02.370	87.34	0.881	15:05:18.479	
5 -	1:20.994	40.989	2:01.983	87.61	0.494	15:07:20.462	
6 -	1:21.093	40.551	2:01.644 (2)	87.86	0.155	15:09:22.106	

P8 95		Grant ROBERTSON		Yamaha R6 - Westcountry Windings			
IDEAL LAP TIME : 2:01.759		BEST LAP TIME : 2:01.790		DIFFERENCE : 0.031			
LAP	SECTOR 1	SECTOR 2	LAP TIME	MPH	DIFF	TIME OF DAY	
1 -		40.738	2:07.680	83.70	5.890	14:59:12.030	
2 -	1:21.090	<b>40.700</b>	<b>2:01.790 (1)</b>	<b>87.75</b>		<b>15:01:13.820</b>	
3 -	<b>1:21.059</b>	40.773	2:01.832 (2)	87.72	0.042	15:03:15.652	
4 -	1:21.396	40.841	2:02.237	87.43	0.447	15:05:17.889	
5 -	1:21.116	40.976	2:02.092 (3)	87.54	0.302	15:07:19.981	
6 -	1:21.542	41.375	2:02.917	86.95	1.127	15:09:22.898	

P9 35		Kai DICKINSON		Kawasaki ZX636 -			
IDEAL LAP TIME : 2:01.027		BEST LAP TIME : 2:01.027		DIFFERENCE : 0.000			
LAP	SECTOR 1	SECTOR 2	LAP TIME	MPH	DIFF	TIME OF DAY	
1 -		41.498	2:10.731	81.75	9.704	14:59:15.081	
2 -	1:21.019	41.103	2:02.122	87.51	1.095	15:01:17.203	
3 -	1:20.617	40.910	2:01.527 (2)	87.94	0.500	15:03:18.730	
4 -	1:21.372	40.859	2:02.231	87.44	1.204	15:05:20.961	
5 -	1:20.643	40.943	2:01.586 (3)	87.90	0.559	15:07:22.547	
6 -	<b>1:20.462</b>	<b>40.565</b>	<b>2:01.027 (1)</b>	<b>88.31</b>		<b>15:09:23.574</b>	

P10 14 C		Jack MUIR		Kawasaki ZX636 -			
IDEAL LAP TIME : 2:01.479		BEST LAP TIME : 2:01.479		DIFFERENCE : 0.000			
LAP	SECTOR 1	SECTOR 2	LAP TIME	MPH	DIFF	TIME OF DAY	
1 -		41.096	2:08.917	82.90	7.438	14:59:13.267	
2 -	<b>1:21.229</b>	<b>40.250</b>	<b>2:01.479 (1)</b>	<b>87.98</b>		<b>15:01:14.746</b>	
3 -	1:21.497	40.345	2:01.842 (2)	87.72	0.363	15:03:16.588	
4 -	1:21.576	40.643	2:02.219 (3)	87.45	0.740	15:05:18.807	
5 -	1:21.669	40.809	2:02.478	87.26	0.999	15:07:21.285	
6 -	1:22.096	40.922	2:03.018	86.88	1.539	15:09:24.303	

P11 169		Gareth CUNNINGHAM		Yamaha R6 - Burnham cars ltd			
IDEAL LAP TIME : 2:02.163		BEST LAP TIME : 2:02.339		DIFFERENCE : 0.176			
LAP	SECTOR 1	SECTOR 2	LAP TIME	MPH	DIFF	TIME OF DAY	
1 -		40.996	2:09.249	82.69	6.910	14:59:13.599	
2 -	1:21.678	<b>40.661</b>	<b>2:02.339 (1)</b>	<b>87.36</b>		<b>15:01:15.938</b>	
3 -	<b>1:21.502</b>	40.962	2:02.464 (2)	87.27	0.125	15:03:18.402	
4 -	1:22.270	40.879	2:03.149	86.78	0.810	15:05:21.551	
5 -	1:21.537	41.023	2:02.560 (3)	87.20	0.221	15:07:24.111	
6 -	1:21.632	41.078	2:02.710	87.10	0.371	15:09:26.821	

P12 38 C		Robbie PARK		Triumph 675 R - Mom			
IDEAL LAP TIME : 2:02.834		BEST LAP TIME : 2:03.272		DIFFERENCE : 0.438			
LAP	SECTOR 1	SECTOR 2	LAP TIME	MPH	DIFF	TIME OF DAY	
1 -		42.558	2:11.783	81.10	8.511	14:59:16.133	
2 -	<b>1:22.003</b>	41.788	2:03.791	86.33	0.519	15:01:19.924	
3 -	1:23.180	40.932	2:04.112	86.11	0.840	15:03:24.036	
4 -	1:22.438	41.251	2:03.689 (3)	86.41	0.417	15:05:27.725	
5 -	1:22.178	41.359	2:03.537 (2)	86.51	0.265	15:07:31.262	
6 -	1:22.441	<b>40.831</b>	<b>2:03.272 (1)</b>	<b>86.70</b>		<b>15:09:34.534</b>	

# BMCRC - MRO Championships 2023 - Rnd 7 @ Snetterton

## DART Motorsport MRO 600 Inc Clubman 600 & GP2 / EVO

### RACE 14 - SECTOR ANALYSIS



SECTOR 1 = FL to I1, SECTOR 2 = I1 to FL, DIFF = Difference To Personal Best Lap, P = Crossed Finish Line in Pit Lane, D = Time Disallowed

<b>P13 72</b>		<b>Nick BARNES</b>		Yamaha R6 - Park Electric		
IDEAL LAP TIME : 2:04.526		BEST LAP TIME : 2:04.649		DIFFERENCE : 0.123		
LAP	SECTOR 1	SECTOR 2	LAP TIME	MPH	DIFF	TIME OF DAY
1 -		42.102	2:12.328	80.76	7.679	14:59:16.678
2 -	1:23.253	<b>41.396</b>	<b>2:04.649 (1)</b>	<b>85.74</b>		<b>15:01:21.327</b>
3 -	1:23.329	41.817	2:05.146	85.40	0.497	15:03:26.473
4 -	1:23.195	41.715	2:04.910 (3)	85.56	0.261	15:05:31.383
5 -	<b>1:23.130</b>	41.573	2:04.703 (2)	85.70	0.054	15:07:36.086
6 -	1:23.389	41.976	2:05.365	85.25	0.716	15:09:41.451

<b>P14 39 C</b>		<b>Aaron MONK</b>		Kawasaki NINJA 636 - flyaspitfire.co.uk		
IDEAL LAP TIME : 2:04.721		BEST LAP TIME : 2:04.721		DIFFERENCE : 0.000		
LAP	SECTOR 1	SECTOR 2	LAP TIME	MPH	DIFF	TIME OF DAY
1 -		42.730	2:13.867	79.84	9.146	14:59:18.217
2 -	1:23.298	42.079	2:05.377 (2)	85.24	0.656	15:01:23.594
3 -	1:23.555	42.030	2:05.585	85.10	0.864	15:03:29.179
4 -	1:23.516	42.163	2:05.679	85.04	0.958	15:05:34.858
5 -	1:23.430	42.090	2:05.520 (3)	85.15	0.799	15:07:40.378
6 -	<b>1:23.020</b>	<b>41.701</b>	<b>2:04.721 (1)</b>	<b>85.69</b>		<b>15:09:45.099</b>

<b>P15 22 C</b>		<b>Toby TRUNDLE</b>		Yamaha R6 - Harris Motorcycles / A. Harland Race Services		
IDEAL LAP TIME :		BEST LAP TIME : 2:06.305		DIFFERENCE :		
LAP	SECTOR 1	SECTOR 2	LAP TIME	MPH	DIFF	TIME OF DAY
1 -			2:13.452	80.08	7.147	14:59:17.802
2 -			<b>2:06.305 (1)</b>	<b>84.62</b>		<b>15:01:24.107</b>
3 -			2:07.092 (2)	84.09	0.787	15:03:31.199
4 -			2:07.403	83.89	1.098	15:05:38.602
5 -			2:07.454	83.85	1.149	15:07:46.056
6 -			2:07.342 (3)	83.93	1.037	15:09:53.398

<b>P16 44</b>		<b>James DUTTON</b>		Kawasaki ZX6R - AMR Motorcycles		
IDEAL LAP TIME : 2:05.791		BEST LAP TIME : 2:05.791		DIFFERENCE : 0.000		
LAP	SECTOR 1	SECTOR 2	LAP TIME	MPH	DIFF	TIME OF DAY
1 -		42.708	2:14.414	79.51	8.623	14:59:18.764
2 -	<b>1:23.797</b>	<b>41.994</b>	<b>2:05.791 (1)</b>	<b>84.96</b>		<b>15:01:24.555</b>
3 -	1:24.149	42.496	2:06.645 (2)	84.39	0.854	15:03:31.200
4 -	1:24.688	42.782	2:07.470	83.84	1.679	15:05:38.670
5 -	1:24.820	42.781	2:07.601	83.76	1.810	15:07:46.271
6 -	1:24.981	42.191	2:07.172 (3)	84.04	1.381	15:09:53.443

# BMCRC - MRO Championships 2023 - Rnd 7 @ Snetterton

## DART Motorsport MRO 600 Inc Clubman 600 & GP2 / EVO

### RACE 14 - BEST SECTORS

SECTOR 1			SECTOR 2			IDEAL / BEST COMPARISON						
POS	NO	NAME	TIME	NO	NAME	TIME	POS	NO	NAME	IDEAL	BEST	DIFF
									<b>PERFECT LAP</b>	<b>1:57.816</b>		
1	212	PALLET	<b>1:18.604</b>	80	CREASEY	<b>39.212</b>	1	80	CREASEY	1:57.954	1:58.110	<b>0.156</b>
2	80	CREASEY	<b>1:18.742</b>	36	FOWLE	<b>39.241</b>	2	36	FOWLE	1:58.113	1:58.206	<b>0.093</b>
3	36	FOWLE	<b>1:18.872</b>	51	CLARKE	<b>39.547</b>	3	212	PALLET	1:58.314	1:58.314	<b>0.000</b>
4	51	CLARKE	<b>1:18.938</b>	212	PALLET	<b>39.710</b>	4	51	CLARKE	1:58.485	1:59.194	<b>0.709</b>
5	661	HARRIS	<b>1:19.394</b>	661	HARRIS	<b>39.771</b>	5	661	HARRIS	1:59.165	1:59.465	<b>0.300</b>
6	37	LATHAM	<b>1:20.169</b>	37	LATHAM	<b>40.003</b>	6	37	LATHAM	2:00.172	2:00.576	<b>0.404</b>
7	35	DICKINSON	<b>1:20.462</b>	14	MUIR	<b>40.250</b>	7	35	DICKINSON	2:01.027	2:01.027	<b>0.000</b>
8	91	HIRST	<b>1:20.907</b>	91	HIRST	<b>40.388</b>	8	91	HIRST	2:01.295	2:01.489	<b>0.194</b>
9	95	ROBERTSON	<b>1:21.059</b>	35	DICKINSON	<b>40.565</b>	9	14	MUIR	2:01.479	2:01.479	<b>0.000</b>
10	14	MUIR	<b>1:21.229</b>	169	CUNNINGHAM	<b>40.661</b>	10	95	ROBERTSON	2:01.759	2:01.790	<b>0.031</b>
11	169	CUNNINGHAM	<b>1:21.502</b>	95	ROBERTSON	<b>40.700</b>	11	169	CUNNINGHAM	2:02.163	2:02.339	<b>0.176</b>
12	38	PARK	<b>1:22.003</b>	38	PARK	<b>40.831</b>	12	38	PARK	2:02.834	2:03.272	<b>0.438</b>
13	39	MONK	<b>1:23.020</b>	72	BARNES	<b>41.396</b>	13	72	BARNES	2:04.526	2:04.649	<b>0.123</b>
14	72	BARNES	<b>1:23.130</b>	39	MONK	<b>41.701</b>	14	39	MONK	2:04.721	2:04.721	<b>0.000</b>
15	44	DUTTON	<b>1:23.797</b>	44	DUTTON	<b>41.994</b>	15	44	DUTTON	2:05.791	2:05.791	<b>0.000</b>
16							16	22	TRUNDLE		2:06.305	

# BMCRC - MRO Championships 2023 - Rnd 7 @ Snetterton

## DART Motorsport MRO 600 Inc Clubman 600 & GP2 / EVO

### RACE 14 - STATISTICS

<b>Competitors Started</b>	16
<b>Planned Start</b>	2023-09-03 @ 14:40:00.000
<b>Actual Start</b>	2023-09-03 @ 14:57:04.350
<b>Finish Time</b>	2023-09-03 @ 15:09:01.409
<b>Track Length</b>	2.9689mi.
<b>Total Laps</b>	96
<b>Total Distance Covered</b>	285.0155mi.

#### Session Fastest Lap History

NO	CL	NAME	LAP TIME	TIME OF DAY	LAP	VEHICLE
36		Harry FOWLE	<b>1:58.206</b>	15:01:06.395	2	Yamaha R6
80		Morgan CREASEY	<b>1:58.110</b>	15:01:07.115	2	Yamaha R6

#### Session Leader History

NO	CL	NAME	FROM LAP	LAPS LED	DISTANCE	VEHICLE
36		Harry FOWLE	1	2	5.93 miles	Yamaha R6
80		Morgan CREASEY	3	1	2.96 miles	Yamaha R6
36		Harry FOWLE	4	3	8.90 miles	Yamaha R6

#### Flag History

TYPE	TIME OF DAY
GREEN	14:57:04.350
FINISH	15:09:01.409

#### Flag Statistics

TYPE	COUNT	TOTAL LAPS	TOTAL TIME
Green	1	6	12:52.026
Red	0	0	0.000
Safety Car	0	0	0.000
FCY	0	0	0.000



**BMCRC - MRO Championships 2023 - Rnd 7 @ Snetterton**  
**DART Motorsport MRO 600 Inc Clubman 600 & GP2 / EVO**  
**RACE 14 - STATISTICS**

**CLASS :**

10 Starters

**Fastest Lap History**

NO	NAME	LAP TIME	TIME OF DAY	LAP	VEHICLE
36	Harry FOWLE	1:58.206	15:01:06.395	2	Yamaha R6
80	Morgan CREASEY	1:58.110	15:01:07.115	2	Yamaha R6

**Leader History**

NO	NAME	FROM LAP	LAPS LED	DISTANCE	VEHICLE
36	Harry FOWLE	1	2	5.93 miles	Yamaha R6
80	Morgan CREASEY	3	1	2.96 miles	Yamaha R6
36	Harry FOWLE	4	3	8.90 miles	Yamaha R6

**BMCRC - MRO Championships 2023 - Rnd 7 @ Snetterton**  
**DART Motorsport MRO 600 Inc Clubman 600 & GP2 / EVO**  
**RACE 14 - STATISTICS**

**CLASS : C**

**5 Starters**

**Fastest Lap History**

NO	NAME	LAP TIME	TIME OF DAY	LAP	VEHICLE
91	Sam HIRST	2:01.489	15:01:14.199	2	Kawasaki 636
14	Jack MUIR	2:01.479	15:01:14.771	2	Kawasaki ZX636

**Leader History**

NO	NAME	FROM LAP	LAPS LED	DISTANCE	VEHICLE
91	Sam HIRST	1	6	17.81 miles	Kawasaki 636

# BMCRC - MRO Championships 2023 - Rnd 7 @ Snetterton

DART Motorsport MRO 600 Inc Clubman 600 & GP2 / EVO

## RACE 14 - STATISTICS

CLASS : EVO

1 Starters

### Fastest Lap History

NO	NAME	LAP TIME	TIME OF DAY	LAP	VEHICLE
661	Cameron HARRIS	1:59.718	15:01:09.896	2	Triumph 675R
661	Cameron HARRIS	1:59.465	15:03:09.362	3	Triumph 675R

### Leader History

NO	NAME	FROM LAP	LAPS LED	DISTANCE	VEHICLE
661	Cameron HARRIS	1	6	17.81 miles	Triumph 675R

**Properly  
Protected**

**.CO.UK**



# MRO MINITWINS & BMCRC ROOKIE MINITEINS

Supported by Properly Protected



BMCRC-MRO Championships - Round 7

Snetterton 300

2<sup>nd</sup> / 3<sup>rd</sup> September 2023



SPORTS TIMING

TIMING SOLUTIONS LTD

Timing & Results Provided by Timing Solutions Ltd

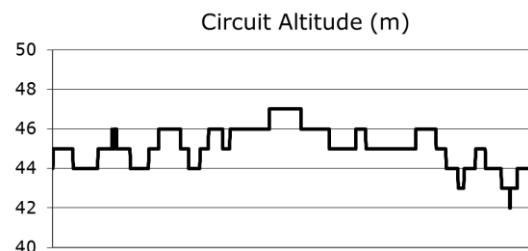
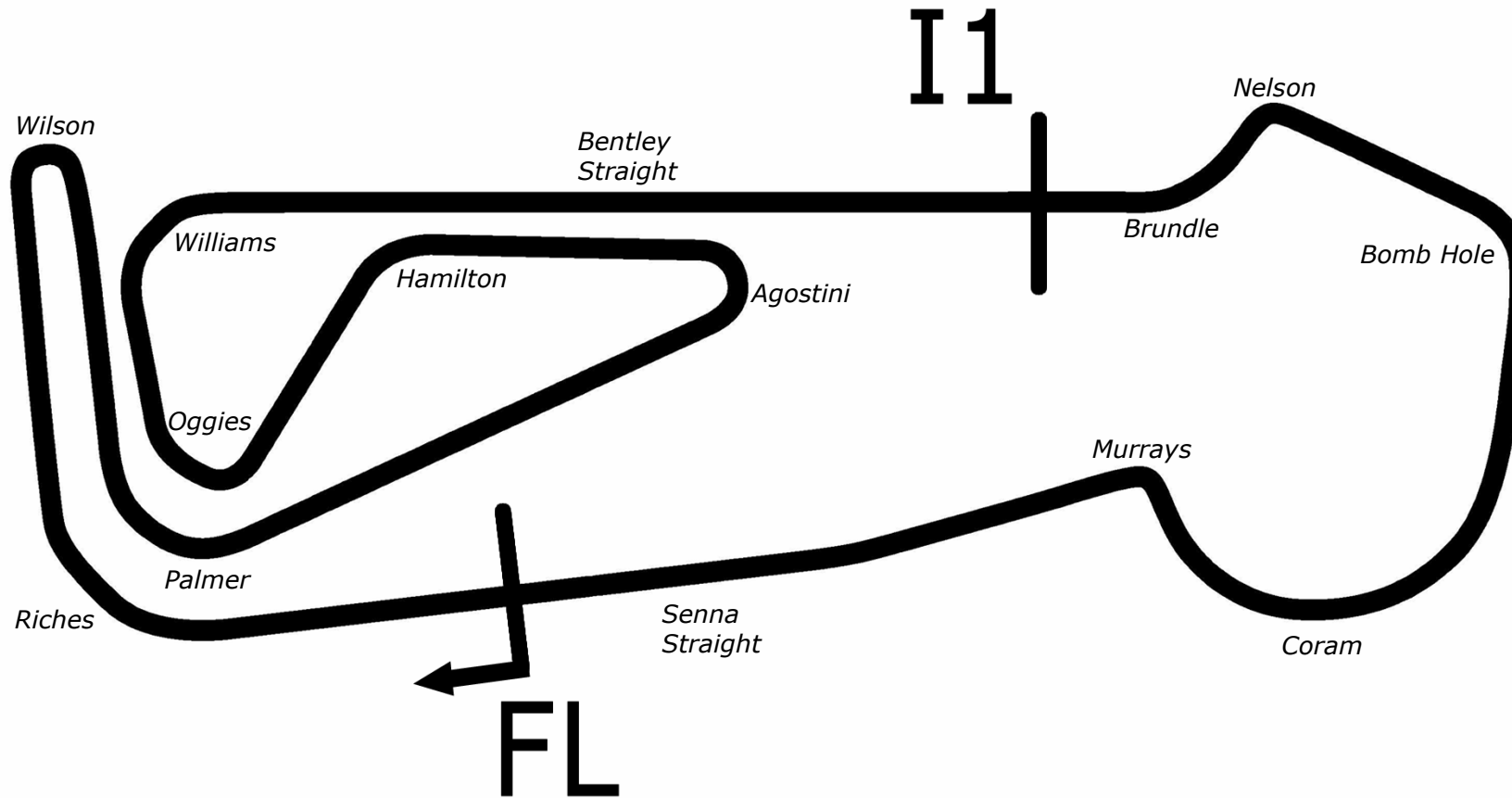
[www.tsl-timing.com](http://www.tsl-timing.com)

# Snetterton 300



SPORTS TIMING

TIMING SOLUTIONS LTD



Length	2.9689 miles	4778.0 m	
FL		52.46340 N	0.94476 E
I1	3198m	52.46617 N	0.94964 E
Pit Entry	4572m	52.46364 N	0.94774 E
Pit Exit	40m after FL	52.46338 N	0.94420 E
Pit Entry-Pit Exit	246m, 17.7s @50kph, 14.7s @60kph		

All results available at [www.tsl-timing.com](http://www.tsl-timing.com)

# BMCRC - MRO Championships 2023 - Rnd 7 @ Snetterton



## MRO Minitwins & BMCRC Rookie Minitwins

### QUALIFYING - CLASSIFICATION

POS	NO	CL	PIC NAME	ENTRY	TIME	ON	LAPS	GAP	DIFF	MPH
1	22		1 Darren DOWDS	Suzuki SV650 - sublime dsg Ltd	2:06.002	2	5			84.82
2	1		2 David TWYFORD	Suzuki SV650 - IMP Racing, MHP	2:06.659	2	5	0.657	0.657	84.38
3	5		3 Barry MANTELL	Suzuki SV650 - Swedish car connection	2:10.030	4	5	4.028	3.371	82.19
4	19		4 Kevin LILLEY	Suzuki SV650 - Trafalgar Cleaning Eqpt. / Steve Jorda	2:10.365	3	5	4.363	0.335	81.98
5	66		5 Nik BAKER	Suzuki SV650 - K66, DMR customs	2:11.123	3	5	5.121	0.758	81.51
6	58		6 Stacey KILLWORTH	Suzuki SV650 - Greenplant/Everns	2:11.803	3	4	5.801	0.680	81.09
7	74		7 Daniel BLACK	Suzuki SV650 - DAD	2:11.971	5	5	5.969	0.168	80.98
8	4*		8 Andrew DENYER	Suzuki SV650 - me	2:12.115	5	5	6.113	0.144	80.89
9	3		9 Oliver ARBON	Suzuki SV650 - tt plumbing and heating	2:12.405	5	5	6.403	0.290	80.72
10	15	RMT	1 James SVENSEN	Suzuki SV650 - Tom Svensen Racing	2:12.880	4	5	6.878	0.475	80.43
11	81*		10 Malvern MAY	Suzuki SV650 - IMP racing	2:12.953	4	5	6.951	0.073	80.38
12	21	RMT	2 Toby FINNIS	Suzuki SV650 - NOKA RACING - PRIME/TWT	2:13.380	5	5	7.378	0.427	80.13
13	99		11 Lee ELLIS	Suzuki SV650 - ATP Motorsport	2:13.517	5	5	7.515	0.137	80.05
14	67	RMT	3 Simon HARVEY	Suzuki SV650 -	2:14.006	5	5	8.004	0.489	79.75
15	27	RMT	4 Jack BETTIS	Suzuki SV650 - NB Toolmaking	2:14.611	3	4	8.609	0.605	79.39
16	33		12 Steve COSTIN	Suzuki SV650 -	2:15.244	4	5	9.242	0.633	79.02
17	94	RMT	5 Jonathan KING	Suzuki SV650 -	2:15.513	5	5	9.511	0.269	78.87
18	82	RMT	6 Will SALISBURY	Suzuki SV650 -	2:15.699	3	5	9.697	0.186	78.76
19	45		13 Terence QUINCE	Suzuki SV650 - K&Q, HM Racing, Titan-x	2:15.999	4	5	9.997	0.300	78.58
20	40		14 Simon WILKINSON	Suzuki SV650 - S P Wilkinson Engineering Ltd	2:16.763	5	5	10.761	0.764	78.15
21	26		15 Piers DARBY	Suzuki SV650 - Darby Racing	2:16.873	5	5	10.871	0.110	78.08
22	93		16 Tony BOTTO	Suzuki SV650 - TB Motorcycles	2:17.302	5	5	11.300	0.429	77.84
23	167	RMT	7 Terry SMITH	Suzuki SV650 - IMP Racing	2:18.095	4	5	12.093	0.793	77.39
24	281		17 Daniel FARLEY	Suzuki SV650 - F-TECH FIRE & ELECTRICAL LTD	2:18.214	4	5	12.212	0.119	77.32
25	910	RMT	8 Harry GOWER	Suzuki SV650 - RightGear Motorcycles	2:18.771	5	5	12.769	0.557	77.01
26	73		18 Esteban LECOQ	Suzuki SV650 - Lifesafety Motorsport	2:19.685	1	1	13.683	0.914	76.51
27	78*	RMT	9 Tim FRAMPTON	Suzuki SV650 - K66	2:20.138	4	4	14.136	0.453	76.26
28	104	RMT	10 Jack GRIFFITHS	Suzuki SV650 -	2:20.832	4	4	14.830	0.694	75.89
29	9		19 Thomas BEDFORD	Suzuki SV650 - AWO Recycling Ltd	2:21.072	4	5	15.070	0.240	75.76
30	47		20 Tristan BOHANAN	Suzuki SV650 -	2:21.238	3	5	15.236	0.166	75.67
31	10	RMT	11 Ian LAURIE	Suzuki SV 650 -	2:21.769	4	4	15.767	0.531	75.39
32	777	RMT	12 Richard HIRST	Suzuki SV650 - Northern garage conversion	2:23.223	3	5	17.221	1.454	74.62
33	59	RMT	13 Calvin GRIMES	Suzuki SV650 -	2:26.313	4	4	20.311	3.090	73.04
34	75	RMT	14 Tom SVENSON	Suzuki SV650 -	2:30.269	2	4	24.267	3.956	71.12
35	666	RMT	15 James LLEWELLYN	Suzuki SV650 - Tough Films Ltd	2:34.180	4	4	28.178	3.911	69.32
36	17	RMT	16 Alex BUCHANAN	Suzuki SV650 -	2:38.500	4	4	32.498	4.320	67.43
37	8		21 Stuart ALBON	Suzuki SV650 - Winter Sun Skydiving	2:39.648	4	4	33.646	1.148	66.94
38	158*		22 Danny BRENNAN	Suzuki SV650 -			1			
39	34		23 Andrew JOHNSON	Suzuki SV650 - Rose & Charlie Racing			0			

\* Bikes 4 & 158 - Please fit a working transponder

\* Bikes 78 & 81 - Yellow flag infringement - fastest lap removed

Weather / Track : Cloudy / Damp

These results are provisional until the conclusion of any judicial and technical matters.

Snetterton 300: 2.9689 miles

Date: 02/09/2023 Start: 11:06 Finish: 11:16

Clerk Of Course :	Stewards :	Timekeeper : <i>Craig Smith</i>
-------------------	------------	------------------------------------

Results can be found at [www.tsl-timing.com](http://www.tsl-timing.com)

Printed - 11:19 Saturday, 02 September 2023



# BMCRC - MRO Championships 2023 - Rnd 7 @ Snetterton

## MRO Minitwins & BMCRC Rookie Minitwins

### QUALIFYING - SECTOR ANALYSIS



SECTOR 1 = FL to I1, SECTOR 2 = I1 to FL, DIFF = Difference To Personal Best Lap, P = Crossed Finish Line in Pit Lane, D = Time Disallowed

P1 22		Darren DOWDS		Suzuki SV650 - sublime dsg Ltd		
IDEAL LAP TIME : 2:06.002		BEST LAP TIME : 2:06.002		DIFFERENCE : 0.000		
LAP	SECTOR 1	SECTOR 2	LAP TIME	MPH	DIFF	TIME OF DAY
1 -	1:26.946	42.953	2:09.899	82.27	3.897	11:08:58.981
2 -	<b>1:24.028</b>	<b>41.974</b>	<b>2:06.002 (1)</b>	<b>84.82</b>		<b>11:11:04.983</b>
3 -	1:24.464	42.158	2:06.622 (2)	84.40	0.620	11:13:11.605
4 -	1:24.716	42.055	2:06.771 (3)	84.31	0.769	11:15:18.376
5 -	1:24.868	43.507	2:08.375	83.25	2.373	11:17:26.751

P2 1		David TWYFORD		Suzuki SV650 - IMP Racing, MHP		
IDEAL LAP TIME : 2:06.574		BEST LAP TIME : 2:06.659		DIFFERENCE : 0.085		
LAP	SECTOR 1	SECTOR 2	LAP TIME	MPH	DIFF	TIME OF DAY
1 -	1:28.079	43.331	2:11.410	81.33	4.751	11:09:01.307
2 -	1:24.584	<b>42.075</b>	<b>2:06.659 (1)</b>	<b>84.38</b>		<b>11:11:07.966</b>
3 -	1:24.624	42.180	2:06.804 (2)	84.28	0.145	11:13:14.770
4 -	1:24.733	42.773	2:07.506 (3)	83.82	0.847	11:15:22.276
5 -	<b>1:24.499</b>	43.342	2:07.841	83.60	1.182	11:17:30.117

P3 5		Barry MANTELL		Suzuki SV650 - Swedish car connection		
IDEAL LAP TIME : 2:09.709		BEST LAP TIME : 2:10.030		DIFFERENCE : 0.321		
LAP	SECTOR 1	SECTOR 2	LAP TIME	MPH	DIFF	TIME OF DAY
1 -	1:33.986	44.366	2:18.352	77.25	8.322	11:09:11.360
2 -	1:28.276	45.326	2:13.602	79.99	3.572	11:11:24.962
3 -	1:28.308	44.218	2:12.526 (3)	80.64	2.496	11:13:37.488
4 -	1:27.333	<b>42.697</b>	<b>2:10.030 (1)</b>	<b>82.19</b>		<b>11:15:47.518</b>
5 -	<b>1:27.012</b>	43.400	2:10.412 (2)	81.95	0.382	11:17:57.930

P4 19		Kevin LILLEY		Suzuki SV650 - Trafalgar Cleaning Eqpt. / Steve Jordan Motorc		
IDEAL LAP TIME : 2:10.104		BEST LAP TIME : 2:10.365		DIFFERENCE : 0.261		
LAP	SECTOR 1	SECTOR 2	LAP TIME	MPH	DIFF	TIME OF DAY
1 -	1:31.522	<b>43.061</b>	2:14.583	79.41	4.218	11:09:06.325
2 -	<b>1:27.043</b>	43.539	2:10.582 (2)	81.84	0.217	11:11:16.907
3 -	1:27.062	43.303	<b>2:10.365 (1)</b>	<b>81.98</b>		<b>11:13:27.272</b>
4 -	1:27.326	43.537	2:10.863 (3)	81.67	0.498	11:15:38.135
5 -	1:28.094	43.297	2:11.391	81.34	1.026	11:17:49.526

P5 66		Nik BAKER		Suzuki SV650 - K66, DMR customs		
IDEAL LAP TIME : 2:11.110		BEST LAP TIME : 2:11.123		DIFFERENCE : 0.013		
LAP	SECTOR 1	SECTOR 2	LAP TIME	MPH	DIFF	TIME OF DAY
1 -	1:37.081	45.712	2:22.793	74.85	11.670	11:09:22.963
2 -	1:29.212	43.340	2:12.552	80.63	1.429	11:11:35.515
3 -	1:27.794	<b>43.329</b>	<b>2:11.123 (1)</b>	<b>81.51</b>		<b>11:13:46.638</b>
4 -	<b>1:27.781</b>	43.538	2:11.319 (2)	81.39	0.196	11:15:57.957
5 -	1:28.716	43.533	2:12.249 (3)	80.81	1.126	11:18:10.206

P6 58		Stacey KILLWORTH		Suzuki SV650 - Greenplant/Everns		
IDEAL LAP TIME : 2:11.551		BEST LAP TIME : 2:11.803		DIFFERENCE : 0.252		
LAP	SECTOR 1	SECTOR 2	LAP TIME	MPH	DIFF	TIME OF DAY
1 -	OUTLAP	44.197	2:17.515	77.72	5.712	11:10:07.241
2 -	1:28.874	44.241	2:13.115 (3)	80.29	1.312	11:12:20.356
3 -	<b>1:27.963</b>	43.840	<b>2:11.803 (1)</b>	<b>81.09</b>		<b>11:14:32.159</b>
4 -	1:28.519	<b>43.588</b>	2:12.107 (2)	80.90	0.304	11:16:44.266

# BMCRC - MRO Championships 2023 - Rnd 7 @ Snetterton

## MRO Minitwins & BMCRC Rookie Minitwins

### QUALIFYING - SECTOR ANALYSIS



SECTOR 1 = FL to I1, SECTOR 2 = I1 to FL, DIFF = Difference To Personal Best Lap, P = Crossed Finish Line in Pit Lane, D = Time Disallowed

P7 74		Daniel BLACK		Suzuki SV650 - DAD			
IDEAL LAP TIME : 2:11.971		BEST LAP TIME : 2:11.971		DIFFERENCE : 0.000			
LAP	SECTOR 1	SECTOR 2	LAP TIME	MPH	DIFF	TIME OF DAY	
1 -	1:34.081	44.419	2:18.500	77.17	6.529	11:09:09.703	
2 -	1:29.753	45.818	2:15.571	78.83	3.600	11:11:25.274	
3 -	1:31.018	43.856	2:14.874 (3)	79.24	2.903	11:13:40.148	
4 -	1:29.329	45.244	2:14.573 (2)	79.42	2.602	11:15:54.721	
5 -	<b>1:28.462</b>	<b>43.509</b>	<b>2:11.971 (1)</b>	<b>80.98</b>		<b>11:18:06.692</b>	

P8 4		Andrew DENYER		Suzuki SV650 - me			
IDEAL LAP TIME :		BEST LAP TIME : 2:12.115		DIFFERENCE :			
LAP	SECTOR 1	SECTOR 2	LAP TIME	MPH	DIFF	TIME OF DAY	
1 -			2:21.440	75.56	9.325	11:09:23.629	
2 -			2:13.751	79.91	1.636	11:11:37.380	
3 -			2:12.878 (2)	80.43	0.763	11:13:50.258	
4 -			2:13.023 (3)	80.34	0.908	11:16:03.281	
5 -			<b>2:12.115 (1)</b>	<b>80.89</b>		<b>11:18:15.396</b>	

P9 3		Oliver ARBON		Suzuki SV650 - tt plumbing and heating			
IDEAL LAP TIME : 2:11.894		BEST LAP TIME : 2:12.405		DIFFERENCE : 0.511			
LAP	SECTOR 1	SECTOR 2	LAP TIME	MPH	DIFF	TIME OF DAY	
1 -	1:40.651	49.146	2:29.797	71.35	17.392	11:09:25.965	
2 -	1:31.810	45.530	2:17.340	77.82	4.935	11:11:43.305	
3 -	1:30.858	44.059	2:14.917 (3)	79.21	2.512	11:13:58.222	
4 -	<b>1:28.266</b>	44.567	2:12.833 (2)	80.46	0.428	11:16:11.055	
5 -	1:28.777	<b>43.628</b>	<b>2:12.405 (1)</b>	<b>80.72</b>		<b>11:18:23.460</b>	

P10 15 RMT		James SVENSEN		Suzuki SV650 - Tom Svensen Racing			
IDEAL LAP TIME : 2:12.184		BEST LAP TIME : 2:12.880		DIFFERENCE : 0.696			
LAP	SECTOR 1	SECTOR 2	LAP TIME	MPH	DIFF	TIME OF DAY	
1 -	1:33.381	46.088	2:19.469	76.63	6.589	11:09:13.144	
2 -	<b>1:28.115</b>	44.796	2:12.911 (2)	80.41	0.031	11:11:26.055	
3 -	1:28.899	<b>44.069</b>	2:12.968 (3)	80.38	0.088	11:13:39.023	
4 -	1:28.214	44.666	<b>2:12.880 (1)</b>	<b>80.43</b>		<b>11:15:51.903</b>	
5 -	1:28.847	44.197	2:13.044	80.33	0.164	11:18:04.947	

P11 81		Malvern MAY		Suzuki SV650 - IMP racing			
IDEAL LAP TIME : 2:11.866		BEST LAP TIME : 2:12.953		DIFFERENCE : 1.087			
LAP	SECTOR 1	SECTOR 2	LAP TIME	MPH	DIFF	TIME OF DAY	
1 -	1:33.033	44.446	2:17.479	77.74	4.526	11:09:10.391	
2 -	1:29.008	44.447	2:13.455 (2)	80.08	0.502	11:11:23.846	
3 -	1:29.645	44.917	2:14.562 (3)	79.42	1.609	11:13:38.408	
4 -	1:28.561	44.392	<b>2:12.953 (1)</b>	<b>80.38</b>		<b>11:15:51.361</b>	
5 -	<b>1:28.494</b>	<b>43.372</b>	<del>2:14.866</del> D	81.05		11:18:03.227	

P12 21 RMT		Toby FINNIS		Suzuki SV650 - NOKA RACING - PRIME/TWT			
IDEAL LAP TIME : 2:13.095		BEST LAP TIME : 2:13.380		DIFFERENCE : 0.285			
LAP	SECTOR 1	SECTOR 2	LAP TIME	MPH	DIFF	TIME OF DAY	
1 -	1:32.136	45.195	2:17.331	77.82	3.951	11:09:08.762	
2 -	<b>1:28.857</b>	46.057	2:14.914	79.22	1.534	11:11:23.676	
3 -	1:29.322	44.945	2:14.267 (3)	79.60	0.887	11:13:37.943	
4 -	1:28.879	45.010	2:13.889 (2)	79.82	0.509	11:15:51.832	
5 -	1:29.142	<b>44.238</b>	<b>2:13.380 (1)</b>	<b>80.13</b>		<b>11:18:05.212</b>	



# BMCRC - MRO Championships 2023 - Rnd 7 @ Snetterton

## MRO Minitwins & BMCRC Rookie Minitwins

### QUALIFYING - SECTOR ANALYSIS



SECTOR 1 = FL to I1, SECTOR 2 = I1 to FL, DIFF = Difference To Personal Best Lap, P = Crossed Finish Line in Pit Lane, D = Time Disallowed

P13 99		Lee ELLIS		Suzuki SV650 - ATP Motorsport		
IDEAL LAP TIME : 2:13.083		BEST LAP TIME : 2:13.517		DIFFERENCE : 0.434		
LAP	SECTOR 1	SECTOR 2	LAP TIME	MPH	DIFF	TIME OF DAY
1 -	1:31.439	46.261	2:17.700	77.61	4.183	11:09:07.264
2 -	1:29.914	45.366	2:15.280	79.00	1.763	11:11:22.544
3 -	1:29.766	45.310	2:15.076 (3)	79.12	1.559	11:13:37.620
4 -	<b>1:28.478</b>	45.244	2:13.722 (2)	79.92	0.205	11:15:51.342
5 -	1:28.912	<b>44.605</b>	<b>2:13.517 (1)</b>	<b>80.05</b>		<b>11:18:04.859</b>

P14 67 RMT		Simon HARVEY		Suzuki SV650 -		
IDEAL LAP TIME : 2:13.951		BEST LAP TIME : 2:14.006		DIFFERENCE : 0.055		
LAP	SECTOR 1	SECTOR 2	LAP TIME	MPH	DIFF	TIME OF DAY
1 -	1:36.337	45.917	2:22.254	75.13	8.248	11:09:17.202
2 -	1:31.224	45.190	2:16.414	78.35	2.408	11:11:33.616
3 -	1:30.373	<b>44.148</b>	2:14.521 (2)	79.45	0.515	11:13:48.137
4 -	1:30.240	44.644	2:14.884 (3)	79.23	0.878	11:16:03.021
5 -	<b>1:29.803</b>	44.203	<b>2:14.006 (1)</b>	<b>79.75</b>		<b>11:18:17.027</b>

P15 27 RMT		Jack BETTIS		Suzuki SV650 - NB Toolmaking		
IDEAL LAP TIME : 2:14.513		BEST LAP TIME : 2:14.611		DIFFERENCE : 0.098		
LAP	SECTOR 1	SECTOR 2	LAP TIME	MPH	DIFF	TIME OF DAY
1 -	1:33.982	46.340	2:20.322	76.16	5.711	11:09:13.582
2 -	1:29.534	<b>45.119</b>	2:14.653 (2)	79.37	0.042	11:11:28.235
3 -	<b>1:29.394</b>	45.217	<b>2:14.611 (1)</b>	<b>79.39</b>		<b>11:13:42.846</b>
4 -	1:29.534	45.448	2:14.982 (3)	79.18	0.371	11:15:57.828

P16 33		Steve COSTIN		Suzuki SV650 -		
IDEAL LAP TIME : 2:14.750		BEST LAP TIME : 2:15.244		DIFFERENCE : 0.494		
LAP	SECTOR 1	SECTOR 2	LAP TIME	MPH	DIFF	TIME OF DAY
1 -	1:31.752	45.180	2:16.932	78.05	1.688	11:09:07.352
2 -	<b>1:29.758</b>	45.931	2:15.689 (2)	78.76	0.445	11:11:23.041
3 -	1:29.898	46.268	2:16.166	78.49	0.922	11:13:39.207
4 -	1:30.082	45.162	<b>2:15.244 (1)</b>	<b>79.02</b>		<b>11:15:54.451</b>
5 -	1:30.784	<b>44.992</b>	2:15.776 (3)	78.71	0.532	11:18:10.227

P17 94 RMT		Jonathan KING		Suzuki SV650 -		
IDEAL LAP TIME : 2:15.211		BEST LAP TIME : 2:15.513		DIFFERENCE : 0.302		
LAP	SECTOR 1	SECTOR 2	LAP TIME	MPH	DIFF	TIME OF DAY
1 -	1:39.164	46.901	2:26.065	73.17	10.552	11:09:23.122
2 -	1:32.070	46.652	2:18.722	77.04	3.209	11:11:41.844
3 -	1:30.740	45.631	2:16.371 (3)	78.37	0.858	11:13:58.215
4 -	1:30.269	<b>45.371</b>	2:15.640 (2)	78.79	0.127	11:16:13.855
5 -	<b>1:29.840</b>	45.673	<b>2:15.513 (1)</b>	<b>78.87</b>		<b>11:18:29.368</b>

P18 82 RMT		Will SALISBURY		Suzuki SV650 -		
IDEAL LAP TIME : 2:14.858		BEST LAP TIME : 2:15.699		DIFFERENCE : 0.841		
LAP	SECTOR 1	SECTOR 2	LAP TIME	MPH	DIFF	TIME OF DAY
1 -	1:36.429	46.420	2:22.849	74.82	7.150	11:09:13.323
2 -	1:30.859	45.606	2:16.465 (3)	78.32	0.766	11:11:29.788
3 -	1:29.951	45.748	<b>2:15.699 (1)</b>	<b>78.76</b>		<b>11:13:45.487</b>
4 -	<b>1:29.789</b>	46.737	2:16.526	78.28	0.827	11:16:02.013
5 -	1:30.645	<b>45.069</b>	2:15.714 (2)	78.75	0.015	11:18:17.727

# BMCRC - MRO Championships 2023 - Rnd 7 @ Snetterton

## MRO Minitwins & BMCRC Rookie Minitwins

### QUALIFYING - SECTOR ANALYSIS



SECTOR 1 = FL to I1, SECTOR 2 = I1 to FL, DIFF = Difference To Personal Best Lap, P = Crossed Finish Line in Pit Lane, D = Time Disallowed

P19 45		Terence QUINCE		Suzuki SV650 - K&Q, HM Racing, Titan-x		
IDEAL LAP TIME : 2:15.985		BEST LAP TIME : 2:15.999		DIFFERENCE : 0.014		
LAP	SECTOR 1	SECTOR 2	LAP TIME	MPH	DIFF	TIME OF DAY
1 -	1:39.551	57.514	2:37.065	68.04	21.066	11:09:34.629
2 -	1:38.800	45.613	2:24.413	74.01	8.414	11:11:59.042
3 -	1:32.903	<b>45.387</b>	2:18.290 (2)	77.28	2.291	11:14:17.332
4 -	<b>1:30.598</b>	45.401	<b>2:15.999 (1)</b>	<b>78.58</b>		<b>11:16:33.331</b>
5 -	1:33.201	46.923	2:20.124 (3)	76.27	4.125	11:18:53.455

P20 40		Simon WILKINSON		Suzuki SV650 - S P Wilkinson Engineering Ltd		
IDEAL LAP TIME : 2:16.532		BEST LAP TIME : 2:16.763		DIFFERENCE : 0.231		
LAP	SECTOR 1	SECTOR 2	LAP TIME	MPH	DIFF	TIME OF DAY
1 -	1:39.815	52.094	2:31.909	70.35	15.146	11:09:29.937
2 -	1:34.746	46.557	2:21.303	75.63	4.540	11:11:51.240
3 -	<b>1:31.010</b>	46.120	2:17.130 (2)	77.94	0.367	11:14:08.370
4 -	1:32.081	<b>45.522</b>	2:17.603 (3)	77.67	0.840	11:16:25.973
5 -	1:31.135	45.628	<b>2:16.763 (1)</b>	<b>78.15</b>		<b>11:18:42.736</b>

P21 26		Piers DARBY		Suzuki SV650 - Darby Racing		
IDEAL LAP TIME : 2:16.873		BEST LAP TIME : 2:16.873		DIFFERENCE : 0.000		
LAP	SECTOR 1	SECTOR 2	LAP TIME	MPH	DIFF	TIME OF DAY
1 -	1:39.591	49.627	2:29.218	71.62	12.345	11:09:29.017
2 -	1:34.951	46.668	2:21.619	75.47	4.746	11:11:50.636
3 -	1:31.394	45.816	2:17.210 (2)	77.89	0.337	11:14:07.846
4 -	1:32.501	45.954	2:18.455 (3)	77.19	1.582	11:16:26.301
5 -	<b>1:31.217</b>	<b>45.656</b>	<b>2:16.873 (1)</b>	<b>78.08</b>		<b>11:18:43.174</b>

P22 93		Tony BOTTO		Suzuki SV650 - TB Motorcycles		
IDEAL LAP TIME : 2:17.023		BEST LAP TIME : 2:17.302		DIFFERENCE : 0.279		
LAP	SECTOR 1	SECTOR 2	LAP TIME	MPH	DIFF	TIME OF DAY
1 -	1:38.669	51.136	2:29.805	71.34	12.503	11:09:31.012
2 -	1:37.049	46.696	2:23.745	74.35	6.443	11:11:54.757
3 -	1:32.097	46.330	2:18.427 (3)	77.21	1.125	11:14:13.184
4 -	1:31.906	<b>45.672</b>	2:17.578 (2)	77.68	0.276	11:16:30.762
5 -	<b>1:31.351</b>	45.951	<b>2:17.302 (1)</b>	<b>77.84</b>		<b>11:18:48.064</b>

P23 167 RMT		Terry SMITH		Suzuki SV650 - IMP Racing		
IDEAL LAP TIME : 2:17.835		BEST LAP TIME : 2:18.095		DIFFERENCE : 0.260		
LAP	SECTOR 1	SECTOR 2	LAP TIME	MPH	DIFF	TIME OF DAY
1 -	1:39.830	49.505	2:29.335	71.57	11.240	11:09:28.639
2 -	1:38.902	46.935	2:25.837	73.28	7.742	11:11:54.476
3 -	1:32.934	46.369	2:19.303 (3)	76.72	1.208	11:14:13.779
4 -	1:32.495	<b>45.600</b>	<b>2:18.095 (1)</b>	<b>77.39</b>		<b>11:16:31.874</b>
5 -	<b>1:32.235</b>	46.118	2:18.353 (2)	77.25	0.258	11:18:50.227

P24 281		Daniel FARLEY		Suzuki SV650 - F-TECH FIRE & ELECTRICAL LTD		
IDEAL LAP TIME : 2:18.214		BEST LAP TIME : 2:18.214		DIFFERENCE : 0.000		
LAP	SECTOR 1	SECTOR 2	LAP TIME	MPH	DIFF	TIME OF DAY
1 -	1:39.533	47.031	2:26.564	72.92	8.350	11:09:22.833
2 -	1:33.285	47.345	2:20.630	76.00	2.416	11:11:43.463
3 -	1:32.854	46.644	2:19.498 (2)	76.61	1.284	11:14:02.961
4 -	<b>1:32.608</b>	<b>45.606</b>	<b>2:18.214 (1)</b>	<b>77.32</b>		<b>11:16:21.175</b>
5 -	1:33.189	46.408	2:19.597 (3)	76.56	1.383	11:18:40.772

# BMCRC - MRO Championships 2023 - Rnd 7 @ Snetterton

## MRO Minitwins & BMCRC Rookie Minitwins

### QUALIFYING - SECTOR ANALYSIS



SECTOR 1 = FL to I1, SECTOR 2 = I1 to FL, DIFF = Difference To Personal Best Lap, P = Crossed Finish Line in Pit Lane, D = Time Disallowed

P25 910 RMT Harry GOWER		Suzuki SV650 - RightGear Motorcycles				
IDEAL LAP TIME : 2:18.767		BEST LAP TIME : 2:18.771		DIFFERENCE : 0.004		
LAP	SECTOR 1	SECTOR 2	LAP TIME	MPH	DIFF	TIME OF DAY
1 -	1:38.272	48.158	2:26.430	72.99	7.659	11:09:18.801
2 -	1:35.282	47.494	2:22.776	74.85	4.005	11:11:41.577
3 -	<b>1:32.814</b>	46.707	2:19.521 (3)	76.60	0.750	11:14:01.098
4 -	1:32.834	46.092	2:18.926 (2)	76.93	0.155	11:16:20.024
5 -	1:32.818	<b>45.953</b>	<b>2:18.771 (1)</b>	<b>77.01</b>		<b>11:18:38.795</b>

P26 73 Esteban LECOQ		Suzuki SV650 - Lifesafety Motorsport				
IDEAL LAP TIME : 2:19.685		BEST LAP TIME : 2:19.685		DIFFERENCE : 0.000		
LAP	SECTOR 1	SECTOR 2	LAP TIME	MPH	DIFF	TIME OF DAY
1 -	<b>1:35.360</b>	<b>44.325</b>	<b>2:19.685 (1)</b>	<b>76.51</b>		<b>11:09:11.162</b>

P27 78 RMT Tim FRAMPTON		Suzuki SV650 - K66				
IDEAL LAP TIME : 2:19.884		BEST LAP TIME : 2:20.138		DIFFERENCE : 0.254		
LAP	SECTOR 1	SECTOR 2	LAP TIME	MPH	DIFF	TIME OF DAY
1 -	1:45.605	49.103	2:34.708 (3)	69.08	14.570	11:09:37.709
2 -	1:36.121	46.881	2:23.002 (2)	74.74	2.864	11:12:00.711
3 -	<b>1:33.100</b>	<b>46.784</b>	<del>2:19.884</del> D	76.40		11:14:20.595
4 -	1:33.312	46.826	<b>2:20.138 (1)</b>	<b>76.26</b>		<b>11:16:40.733</b>

P28 104 RMT Jack GRIFFITHS		Suzuki SV650 -				
IDEAL LAP TIME : 2:20.390		BEST LAP TIME : 2:20.832		DIFFERENCE : 0.442		
LAP	SECTOR 1	SECTOR 2	LAP TIME	MPH	DIFF	TIME OF DAY
1 -	1:41.395	49.861	2:31.256	70.66	10.424	11:09:30.868
2 -	1:37.303	49.020	2:26.323 (3)	73.04	5.491	11:11:57.191
3 -	1:35.645	<b>46.563</b>	2:22.208 (2)	75.15	1.376	11:14:19.399
4 -	<b>1:33.827</b>	47.005	<b>2:20.832 (1)</b>	<b>75.89</b>		<b>11:16:40.231</b>

P29 9 Thomas BEDFORD		Suzuki SV650 - AWO Recycling Ltd				
IDEAL LAP TIME : 2:20.741		BEST LAP TIME : 2:21.072		DIFFERENCE : 0.331		
LAP	SECTOR 1	SECTOR 2	LAP TIME	MPH	DIFF	TIME OF DAY
1 -	1:40.945	50.230	2:31.175	70.70	10.103	11:09:29.854
2 -	1:37.450	47.018	2:24.468	73.98	3.396	11:11:54.322
3 -	<b>1:33.989</b>	47.270	2:21.259 (2)	75.66	0.187	11:14:15.581
4 -	1:34.320	<b>46.752</b>	<b>2:21.072 (1)</b>	<b>75.76</b>		<b>11:16:36.653</b>
5 -	1:34.739	47.520	2:22.259 (3)	75.13	1.187	11:18:58.912

P30 47 Tristan BOHANAN		Suzuki SV650 -				
IDEAL LAP TIME : 2:21.238		BEST LAP TIME : 2:21.238		DIFFERENCE : 0.000		
LAP	SECTOR 1	SECTOR 2	LAP TIME	MPH	DIFF	TIME OF DAY
1 -	1:40.419	50.292	2:30.711	70.91	9.473	11:09:28.116
2 -	1:35.908	48.011	2:23.919	74.26	2.681	11:11:52.035
3 -	<b>1:33.746</b>	<b>47.492</b>	<b>2:21.238 (1)</b>	<b>75.67</b>		<b>11:14:13.273</b>
4 -	1:34.414	47.642	2:22.056 (2)	75.23	0.818	11:16:35.329
5 -	1:35.178	47.925	2:23.103 (3)	74.68	1.865	11:18:58.432

P31 10 RMT Ian LAURIE		Suzuki SV 650 -				
IDEAL LAP TIME : 2:21.769		BEST LAP TIME : 2:21.769		DIFFERENCE : 0.000		
LAP	SECTOR 1	SECTOR 2	LAP TIME	MPH	DIFF	TIME OF DAY
1 -	1:41.539	50.741	2:32.280	70.18	10.511	11:09:37.370
2 -	1:38.255	48.149	2:26.404 (3)	73.00	4.635	11:12:03.774
3 -	1:35.357	47.191	2:22.548 (2)	74.97	0.779	11:14:26.322
4 -	<b>1:34.904</b>	<b>46.865</b>	<b>2:21.769 (1)</b>	<b>75.39</b>		<b>11:16:48.091</b>

# BMCRC - MRO Championships 2023 - Rnd 7 @ Snetterton

## MRO Minitwins & BMCRC Rookie Minitwins

### QUALIFYING - SECTOR ANALYSIS



SECTOR 1 = FL to I1, SECTOR 2 = I1 to FL, DIFF = Difference To Personal Best Lap, P = Crossed Finish Line in Pit Lane, D = Time Disallowed

<b>P32</b>	<b>777 RMT</b>	<b>Richard HIRST</b>	Suzuki SV650 - Northern garage conversion			
IDEAL LAP TIME : 2:22.740		BEST LAP TIME : 2:23.223		DIFFERENCE : 0.483		
LAP	SECTOR 1	SECTOR 2	LAP TIME	MPH	DIFF	TIME OF DAY
1 -	1:38.136	47.833	2:25.969	73.22	2.746	11:09:19.488
2 -	1:36.369	48.004	2:24.373	74.03	1.150	11:11:43.861
3 -	<b>1:35.286</b>	47.937	<b>2:23.223 (1)</b>	<b>74.62</b>		<b>11:14:07.084</b>
4 -	1:36.882	<b>47.454</b>	2:24.336 (3)	74.05	1.113	11:16:31.420
5 -	1:35.672	47.624	2:23.296 (2)	74.58	0.073	11:18:54.716
<b>P33</b>	<b>59 RMT</b>	<b>Calvin GRIMES</b>	Suzuki SV650 -			
IDEAL LAP TIME : 2:24.984		BEST LAP TIME : 2:26.313		DIFFERENCE : 1.329		
LAP	SECTOR 1	SECTOR 2	LAP TIME	MPH	DIFF	TIME OF DAY
1 -	1:45.535	50.170	2:35.705	68.64	9.392	11:09:34.407
2 -	1:39.655	<b>47.404</b>	2:27.059 (2)	72.67	0.746	11:12:01.466
3 -	1:37.843	49.503	2:27.346 (3)	72.53	1.033	11:14:28.812
4 -	<b>1:37.580</b>	48.733	<b>2:26.313 (1)</b>	<b>73.04</b>		<b>11:16:55.125</b>
<b>P34</b>	<b>75 RMT</b>	<b>Tom SVENSON</b>	Suzuki SV650 -			
IDEAL LAP TIME : 2:30.165		BEST LAP TIME : 2:30.269		DIFFERENCE : 0.104		
LAP	SECTOR 1	SECTOR 2	LAP TIME	MPH	DIFF	TIME OF DAY
1 -	1:42.323	51.026	2:33.349	69.69	3.080	11:09:27.734
2 -	1:40.191	<b>50.078</b>	<b>2:30.269 (1)</b>	<b>71.12</b>		<b>11:11:58.003</b>
3 -	1:40.706	51.066	2:31.772 (3)	70.42	1.503	11:14:29.775
4 -	<b>1:40.087</b>	50.575	2:30.662 (2)	70.94	0.393	11:17:00.437
<b>P35</b>	<b>666 RMT</b>	<b>James LLEWELLYN</b>	Suzuki SV650 - Tough Films Ltd			
IDEAL LAP TIME : 2:34.180		BEST LAP TIME : 2:34.180		DIFFERENCE : 0.000		
LAP	SECTOR 1	SECTOR 2	LAP TIME	MPH	DIFF	TIME OF DAY
1 -	1:47.884	53.425	2:41.309 (3)	66.25	7.129	11:09:44.515
2 -	1:48.538	53.247	2:41.785	66.06	7.605	11:12:26.300
3 -	1:44.991	52.400	2:37.391 (2)	67.90	3.211	11:15:03.691
4 -	<b>1:42.507</b>	<b>51.673</b>	<b>2:34.180 (1)</b>	<b>69.32</b>		<b>11:17:37.871</b>
<b>P36</b>	<b>17 RMT</b>	<b>Alex BUCHANAN</b>	Suzuki SV650 -			
IDEAL LAP TIME : 2:38.500		BEST LAP TIME : 2:38.500		DIFFERENCE : 0.000		
LAP	SECTOR 1	SECTOR 2	LAP TIME	MPH	DIFF	TIME OF DAY
1 -	1:54.496	55.800	2:50.296	62.76	11.796	11:09:44.058
2 -	1:48.125	54.711	2:42.836 (3)	65.63	4.336	11:12:26.894
3 -	1:46.161	55.576	2:41.737 (2)	66.08	3.237	11:15:08.631
4 -	<b>1:44.865</b>	<b>53.635</b>	<b>2:38.500 (1)</b>	<b>67.43</b>		<b>11:17:47.131</b>
<b>P37</b>	<b>8</b>	<b>Stuart ALBON</b>	Suzuki SV650 - Winter Sun Skydiving			
IDEAL LAP TIME : 2:39.648		BEST LAP TIME : 2:39.648		DIFFERENCE : 0.000		
LAP	SECTOR 1	SECTOR 2	LAP TIME	MPH	DIFF	TIME OF DAY
1 -	1:58.622	56.189	2:54.811	61.14	15.163	11:09:57.319
2 -	1:49.671	54.944	2:44.615 (3)	64.92	4.967	11:12:41.934
3 -	1:46.967	54.109	2:41.076 (2)	66.35	1.428	11:15:23.010
4 -	<b>1:46.897</b>	<b>52.751</b>	<b>2:39.648 (1)</b>	<b>66.94</b>		<b>11:18:02.658</b>
<b>P38</b>	<b>158</b>	<b>Danny BRENNAN</b>	Suzuki SV650 -			
IDEAL LAP TIME :		BEST LAP TIME :		DIFFERENCE :		
LAP	SECTOR 1	SECTOR 2	LAP TIME	MPH	DIFF	TIME OF DAY
1 -	<b>OUTLAP</b>		2:18.307	77.27		11:10:01.520

# BMCRC - MRO Championships 2023 - Rnd 7 @ Snetterton

## MRO Minitwins & BMCRC Rookie Minitwins

### QUALIFYING - BEST SECTORS

SECTOR 1				SECTOR 2				IDEAL / BEST COMPARISON				
POS	NO	NAME	TIME	NO	NAME	TIME	POS	NO	NAME	IDEAL	BEST	DIFF
1	22	DOWDS	1:24.028	22	DOWDS	41.974	1	22	DOWDS	2:06.002	2:06.002	0.000
2	1	TWYFORD	1:24.499	1	TWYFORD	42.075	2	1	TWYFORD	2:06.574	2:06.659	0.085
3	5	MANTELL	1:27.012	5	MANTELL	42.697	3	5	MANTELL	2:09.709	2:10.030	0.321
4	19	LILLEY	1:27.043	19	LILLEY	43.061	4	19	LILLEY	2:10.104	2:10.365	0.261
5	66	BAKER	1:27.781	66	BAKER	43.329	5	66	BAKER	2:11.110	2:11.123	0.013
6	58	KILLWORTH	1:27.963	81	MAY	43.372	6	58	KILLWORTH	2:11.551	2:11.803	0.252
7	15	SVENSEN	1:28.115	74	BLACK	43.509	7	81	MAY	2:11.866	2:12.953	1.087
8	3	ARBON	1:28.266	58	KILLWORTH	43.588	8	3	ARBON	2:11.894	2:12.405	0.511
9	74	BLACK	1:28.462	3	ARBON	43.628	9	74	BLACK	2:11.971	2:11.971	0.000
10	99	ELLIS	1:28.478	15	SVENSEN	44.069	10	15	SVENSEN	2:12.184	2:12.880	0.696
11	81	MAY	1:28.494	67	HARVEY	44.148	11	99	ELLIS	2:13.083	2:13.517	0.434
12	21	FINNIS	1:28.857	21	FINNIS	44.238	12	21	FINNIS	2:13.095	2:13.380	0.285
13	27	BETTIS	1:29.394	73	LECOQ	44.325	13	67	HARVEY	2:13.951	2:14.006	0.055
14	33	COSTIN	1:29.758	99	ELLIS	44.605	14	27	BETTIS	2:14.513	2:14.611	0.098
15	82	SALISBURY	1:29.789	33	COSTIN	44.992	15	33	COSTIN	2:14.750	2:15.244	0.494
16	67	HARVEY	1:29.803	82	SALISBURY	45.069	16	82	SALISBURY	2:14.858	2:15.699	0.841
17	94	KING	1:29.840	27	BETTIS	45.119	17	94	KING	2:15.211	2:15.513	0.302
18	45	QUINCE	1:30.598	94	KING	45.371	18	45	QUINCE	2:15.985	2:15.999	0.014
19	40	WILKINSON	1:31.010	45	QUINCE	45.387	19	40	WILKINSON	2:16.532	2:16.763	0.231
20	26	DARBY	1:31.217	40	WILKINSON	45.522	20	26	DARBY	2:16.873	2:16.873	0.000
21	93	BOTTO	1:31.351	167	SMITH	45.600	21	93	BOTTO	2:17.023	2:17.302	0.279
22	167	SMITH	1:32.235	281	FARLEY	45.606	22	167	SMITH	2:17.835	2:18.095	0.260
23	281	FARLEY	1:32.608	26	DARBY	45.656	23	281	FARLEY	2:18.214	2:18.214	0.000
24	910	GOWER	1:32.814	93	BOTTO	45.672	24	910	GOWER	2:18.767	2:18.771	0.004
25	78	FRAMPTON	1:33.100	910	GOWER	45.953	25	73	LECOQ	2:19.685	2:19.685	0.000
26	47	BOHANAN	1:33.746	104	GRIFFITHS	46.563	26	78	FRAMPTON	2:19.884	2:20.138	0.254
27	104	GRIFFITHS	1:33.827	9	BEDFORD	46.752	27	104	GRIFFITHS	2:20.390	2:20.832	0.442
28	9	BEDFORD	1:33.989	78	FRAMPTON	46.784	28	9	BEDFORD	2:20.741	2:21.072	0.331
29	10	LAURIE	1:34.904	10	LAURIE	46.865	29	47	BOHANAN	2:21.238	2:21.238	0.000
30	777	HIRST	1:35.286	59	GRIMES	47.404	30	10	LAURIE	2:21.769	2:21.769	0.000
31	73	LECOQ	1:35.360	777	HIRST	47.454	31	777	HIRST	2:22.740	2:23.223	0.483
32	59	GRIMES	1:37.580	47	BOHANAN	47.492	32	59	GRIMES	2:24.984	2:26.313	1.329
33	34	JOHNSON	1:39.378	75	SVENSON	50.078	33	75	SVENSON	2:30.165	2:30.269	0.104
34	75	SVENSON	1:40.087	666	LLEWELLYN	51.673	34	666	LLEWELLYN	2:34.180	2:34.180	0.000
35	666	LLEWELLYN	1:42.507	8	ALBON	52.751	35	17	BUCHANAN	2:38.500	2:38.500	0.000
36	17	BUCHANAN	1:44.865	17	BUCHANAN	53.635	36	8	ALBON	2:39.648	2:39.648	0.000
37	8	ALBON	1:46.897				37	4	DENYER		2:12.115	
38							38	158	BRENNAN			
39												

# BMCRC - MRO Championships 2023 - Rnd 7 @ Snetterton

## MRO Minitwins & BMCRC Rookie Minitwins

### QUALIFYING - STATISTICS

**Competitors Started** 39  
**Planned Start** 2023-09-02 @ 10:44:00.000  
**Actual Start** 2023-09-02 @ 11:06:37.193  
**Finish Time** 2023-09-02 @ 11:16:37.644  
**Track Length** 2.9689mi.  
**Total Laps** 172  
**Total Distance Covered** 510.6527mi.

### Session Fastest Lap History

NO	CL	NAME	LAP TIME	TIME OF DAY	LAP	VEHICLE
22		Darren DOWDS	<b>2:09.899</b>	11:08:58.987	1	Suzuki SV650
22		Darren DOWDS	<b>2:06.002</b>	11:11:04.988	2	Suzuki SV650

### Flag History

TYPE	TIME OF DAY
GREEN	11:06:37.193
FINISH	11:16:37.644

### Flag Statistics

TYPE	COUNT	TOTAL LAPS	TOTAL TIME
Green	1	5	12:32.010
Red	0	0	0.000
Safety Car	0	0	0.000
FCY	0	0	0.000

# BMCRC - MRO Championships 2023 - Rnd 7 @ Snetterton

## MRO Minitwins & BMCRC Rookie Minitwins

### QUALIFYING - STATISTICS

CLASS :

23 Starters

#### Fastest Lap History

NO	NAME	LAP TIME	TIME OF DAY	LAP	VEHICLE
22	Darren DOWDS	2:09.899	11:08:58.987	1	Suzuki SV650
22	Darren DOWDS	2:06.002	11:11:04.988	2	Suzuki SV650

# BMCRC - MRO Championships 2023 - Rnd 7 @ Snetterton

## MRO Minitwins & BMCRC Rookie Minitwins

### QUALIFYING - STATISTICS

CLASS : RMT

16 Starters

#### Fastest Lap History

NO	NAME	LAP TIME	TIME OF DAY	LAP	VEHICLE
21	Toby FINNIS	<b>2:17.331</b>	11:09:08.788	1	Suzuki SV650
21	Toby FINNIS	<b>2:14.914</b>	11:11:23.702	2	Suzuki SV650
15	James SVENSEN	<b>2:12.911</b>	11:11:26.063	2	Suzuki SV650
15	James SVENSEN	<b>2:12.880</b>	11:15:51.910	4	Suzuki SV650



# BMCRC - MRO Championships 2023 - Rnd 7 @ Snetterton



## MRO Minitwins & BMCRC Rookie Minitwins

### RACE 10 - GRID (5 Laps)

ROW 13	39	34	Andrew JOHNSON	38	158	Danny BRENNAN	37	8	Stuart ALBON	2:39.648
ROW 12	36	17	Alex BUCHANAN	35	666	James LLEWELLYN	34	75	Tom SVENSON	2:30.269
ROW 11	33	59	Calvin GRIMES	32	777	Richard HIRST	31	10	Ian LAURIE	2:21.769
ROW 10	30	47	Tristan BOHANAN	29	9	Thomas BEDFORD	28	104	Jack GRIFFITHS	2:20.832
ROW 9	27	78	Tim FRAMPTON	26	73	Esteban LECOQ	25	910	Harry GOWER	2:18.771
ROW 8	24	281	Daniel FARLEY	23	167	Terry SMITH	22	93	Tony BOTTO	2:17.302
ROW 7	21	26	Piers DARBY	20	40	Simon WILKINSON	19	45	Terence QUINCE	2:15.999
ROW 6	18	82	Will SALISBURY	17	94	Jonathan KING	16	33	Steve COSTIN	2:15.244
ROW 5	15	27	Jack BETTIS	14	67	Simon HARVEY	13	99	Lee ELLIS	2:13.517
ROW 4	12	21	Toby FINNIS	11	81	Malvern MAY	10	15	James SVENSEN	2:12.880
ROW 3	9	3	Oliver ARBON	8	4	Andrew DENYER	7	74	Daniel BLACK	2:11.971
ROW 2	6	58	Stacey KILLWORTH	5	66	Nik BAKER	4	19	Kevin LILLEY	2:10.365
ROW 1	3	5	Barry MANTELL	2	1	David TWYFORD	1	22	Darren DOWDS	2:06.002
<b>Pole</b>										

Snetterton 300: 2.9689 miles

These results are provisional until the conclusion of any judicial and technical matters.

Clerk Of Course :	Stewards :	Timekeeper : <i>Craig Smith</i>
-------------------	------------	------------------------------------

Results can be found at [www.tsl-timing.com](http://www.tsl-timing.com)

Printed - 11:20 Saturday, 02 September 2023



# BMCRC - MRO Championships 2023 - Rnd 7 @ Snetterton



## MRO Minitwins & BMCRC Rookie Minitwins

### RACE 10 - CLASSIFICATION

POS	NO	CL	PIC NAME	ENTRY	LAPS	TIME	GAP	DIFF	MPH	BEST	ON
1	22		1 Darren DOWDS	Suzuki SV650 - sublime dsg Ltd	5	10:36.134			84.00	2:05.296	5
2	1		2 David TWYFORD	Suzuki SV650 - IMP Racing, MHP	5	10:36.220	0.086	0.086	83.99	2:05.503	5
3	3		3 Oliver ARBON	Suzuki SV650 - tt plumbing and heating	5	10:51.348	15.214	15.128	82.04	2:07.990	5
4	58		4 Stacey KILLWORTH	Suzuki SV650 - Greenplant/Everns	5	10:51.868	15.734	0.520	81.98	2:08.447	5
5	5		5 Barry MANTELL	Suzuki SV650 - Swedish car connection	5	10:51.883	15.749	0.015	81.97	2:09.049	3
6	19		6 Kevin LILLEY	Suzuki SV650 - Trafalgar Cleaning Eqpt. / Steve Jo	5	10:52.411	16.277	0.528	81.91	2:08.498	4
7	4		7 Andrew DENYER	Suzuki SV650 - me	5	11:00.549	24.415	8.138	80.90	2:09.777	4
8	99		8 Lee ELLIS	Suzuki SV650 - ATP Motorsport	5	11:00.632	24.498	0.083	80.89	2:10.794	5
9	81		9 Malvern MAY	Suzuki SV650 - IMP racing	5	11:06.187	30.053	5.555	80.21	2:10.580	5
10	33		10 Steve COSTIN	Suzuki SV650 -	5	11:06.855	30.721	0.668	80.13	2:11.521	5
11	66		11 Nik BAKER	Suzuki SV650 - K66, DMR customs	5	11:09.374	33.240	2.519	79.83	2:09.244	5
12	21	RMT	1 Toby FINNIS	Suzuki SV650 - NOKA RACING - PRIME/TWT	5	11:11.736	35.602	2.362	79.55	2:11.716	5
13	74		12 Daniel BLACK	Suzuki SV650 - DAD	5	11:11.800	35.666	0.064	79.54	2:10.907	5
14	15	RMT	2 James SVENSEN	Suzuki SV650 - Tom Svensen Racing	5	11:14.488	38.354	2.688	79.23	2:13.207	2
15	45		13 Terence QUINCE	Suzuki SV650 - K&Q, HM Racing, Titan-x	5	11:17.710	41.576	3.222	78.85	2:12.688	5
16	26		14 Piers DARBY	Suzuki SV650 - Darby Racing	5	11:18.633	42.499	0.923	78.74	2:13.511	5
17	27	RMT	3 Jack BETTIS	Suzuki SV650 - NB Toolmaking	5	11:19.943	43.809	1.310	78.59	2:13.639	4
18	281		15 Daniel FARLEY	Suzuki SV650 - F-TECH FIRE & ELECTRICAL LTD	5	11:22.852	46.718	2.909	78.26	2:13.352	5
19	910	RMT	4 Harry GOWER	Suzuki SV650 - RightGear Motorcycles	5	11:23.890	47.756	1.038	78.14	2:13.630	5
20	94	RMT	5 Jonathan KING	Suzuki SV650 -	5	11:24.015	47.881	0.125	78.12	2:13.311	4
21	93		16 Tony BOTTO	Suzuki SV650 - TB Motorcycles	5	11:24.521	48.387	0.506	78.06	2:14.239	5
22	67	RMT	6 Simon HARVEY	Suzuki SV650 -	5	11:24.624	48.490	0.103	78.05	2:13.276	5
23	82	RMT	7 Will SALISBURY	Suzuki SV650 -	5	11:25.475	49.341	0.851	77.96	2:11.848	4
24	34		17 Andrew JOHNSON	Suzuki SV650 - Rose & Charlie Racing	5	11:29.537	53.403	4.062	77.50	2:13.937	4
25	104	RMT	8 Jack GRIFFITHS	Suzuki SV650 -	5	11:36.254	1:00.120	6.717	76.75	2:15.411	3
26	40		18 Simon WILKINSON	Suzuki SV650 - S P Wilkinson Engineering Ltd	5	11:41.152	1:05.018	4.898	76.21	2:17.227	3
27	78		19 Tim FRAMPTON	Suzuki SV650 - K66	5	11:44.522	1:08.388	3.370	75.85	2:17.061	3
28	167	RMT	9 Terry SMITH	Suzuki SV650 - IMP Racing	5	11:45.096	1:08.962	0.574	75.79	2:17.228	3
29	9		20 Thomas BEDFORD	Suzuki SV650 - AWO Recycling Ltd	5	11:45.223	1:09.089	0.127	75.77	2:18.366	3
30	10	RMT	10 Ian LAURIE	Suzuki SV 650 -	5	11:46.427	1:10.293	1.204	75.64	2:19.016	3
31	47		21 Tristan BOHANAN	Suzuki SV650 -	5	11:49.602	1:13.468	3.175	75.31	2:19.649	5
32	777	RMT	11 Richard HIRST	Suzuki SV650 - Northern garage conversion	5	12:00.622	1:24.488	11.020	74.15	2:20.986	3
33	158		22 Danny BRENNAN	Suzuki SV650 -	5	12:00.691	1:24.557	0.069	74.15	2:20.975	5
34	75	RMT	12 Tom SVENSON	Suzuki SV650 -	5	12:43.380	2:07.246	42.689	70.00	2:30.378	3
35	666	RMT	13 James LLEWELLYN	Suzuki SV650 - Tough Films Ltd	5	12:45.686	2:09.552	2.306	69.79	2:29.819	5
36	17	RMT	14 Alex BUCHANAN	Suzuki SV650 -	5	13:08.373	2:32.239	22.687	67.78	2:35.675	2
37	8		23 Stuart ALBON	Suzuki SV650 - Winter Sun Skydiving	4	10:42.381	1 Lap	1 Lap	66.55	2:35.858	4

#### NOT CLASSIFIED

DNF	59	RMT	Calvin GRIMES	Suzuki SV650 -	0						
-----	----	-----	---------------	----------------	---	--	--	--	--	--	--

#### FASTEST LAP

22			Darren DOWDS	Suzuki SV650 - sublime dsg Ltd	5	2:05.296	85.30 mph	137.28 kph
21	RMT		Toby FINNIS	Suzuki SV650 - NOKA RACING - PRIME/TWT	5	2:11.716	81.14 mph	130.59 kph

Class - 92.5% of Race Speed = 77.70 mph  
 Class RMT - 92.5% of Race Speed = 73.58 mph

Weather / Track : Cloudy / Dry

These results are provisional until the conclusion of any judicial and technical matters.

Race Distance: 5 Laps / 14.84 miles  
 Snetterton 300: 2.9689 miles  
 Date: 02/09/2023 Start: 15:03 Finish: 15:13

Clerk Of Course :	Stewards :	Timekeeper : <i>Craig Smith</i>
-------------------	------------	------------------------------------

Results can be found at [www.tsl-timing.com](http://www.tsl-timing.com)

Printed - 15:21 Saturday, 02 September 2023



# BMCRC - MRO Championships 2023 - Rnd 7 @ Snetterton

## MRO Minitwins & BMCRC Rookie Minitwins

### RACE 10 - LAP CHART

LAP 1 @ 15:05:29.935			LAP 2 @ 15:07:35.891			LAP 3 @ 15:09:42.282			LAP 4 @ 15:11:48.181			LAP 5 @ 15:13:53.598		
NO	BEHIND	LAP TIME	NO	BEHIND	LAP TIME	NO	BEHIND	LAP TIME	NO	BEHIND	LAP TIME	NO	BEHIND	LAP TIME
22		2:12.471	1		2:05.694	1		2:06.391	1		2:05.899	22		2:05.296
1	0.262	2:12.733	22	0.633	2:06.589	22	0.153	2:05.911	22	0.121	2:05.867	1	0.086	2:05.503
19	2.057	2:14.528	5	5.738	2:09.186	5	8.396	2:09.049	5	11.872	2:09.375	8	1 Lap	2:35.858
5	2.508	2:14.979	19	6.347	2:10.246	58	9.087	2:09.120	19	12.323	2:08.498	3	15.214	2:07.990
58	2.549	2:15.020	58	6.358	2:09.765	19	9.724	2:09.768	3	12.641	2:08.783	58	15.734	2:08.447
3	2.669	2:15.140	3	6.668	2:09.955	3	9.757	2:09.480	58	12.704	2:09.516	5	15.749	2:09.294
99	4.071	2:16.542	99	8.985	2:10.870	99	13.755	2:11.161	99	19.121	2:11.265	19	16.277	2:09.371
33	6.291	2:18.762	33	12.168	2:11.833	4	16.139	2:10.121	4	20.017	2:09.777	4	24.415	2:09.815
15	7.278	2:19.749	4	12.409	2:10.953	33	18.140	2:12.363	33	24.617	2:12.376	99	24.498	2:10.794
4	7.412	2:19.883	15	14.529	2:13.207	81	20.096	2:11.836	81	24.890	2:10.693	81	30.053	2:10.580
81	7.428	2:19.899	81	14.651	2:13.179	15	22.264	2:14.126	21	29.303	2:12.004	33	30.721	2:11.521
74	7.818	2:20.289	74	15.366	2:13.504	74	22.735	2:13.760	66	29.413	2:11.234	66	33.240	2:09.244
21	8.669	2:21.140	21	16.106	2:13.393	21	23.198	2:13.483	15	29.927	2:13.562	21	35.602	2:11.716
27	9.261	2:21.732	27	17.924	2:14.619	66	24.078	2:10.888	74	30.176	2:13.340	74	35.666	2:10.907
26	9.944	2:22.415	26	18.672	2:14.684	26	26.551	2:14.270	45	34.305	2:13.388	15	38.354	2:13.844
45	9.966	2:22.437	45	18.996	2:14.986	45	26.816	2:14.211	26	34.405	2:13.753	45	41.576	2:12.688
93	10.910	2:23.381	66	19.581	2:11.188	27	27.262	2:15.729	27	35.002	2:13.639	26	42.499	2:13.511
910	12.308	2:24.779	93	22.179	2:17.225	281	30.344	2:14.097	281	38.783	2:14.338	27	43.809	2:14.224
94	12.385	2:24.856	281	22.638	2:15.910	93	30.733	2:14.945	910	39.543	2:13.720	281	46.718	2:13.352
281	12.684	2:25.155	910	23.108	2:16.756	910	31.722	2:15.005	93	39.565	2:14.731	910	47.756	2:13.630
66	14.349	2:26.820	94	23.999	2:17.570	94	32.454	2:14.846	94	39.866	2:13.311	94	47.881	2:13.432
10	15.386	2:27.857	67	25.300	2:15.465	67	32.589	2:13.680	67	40.631	2:13.941	93	48.387	2:14.239
104	15.707	2:28.178	104	27.490	2:17.739	82	35.366	2:14.183	82	41.315	2:11.848	67	48.490	2:13.276
67	15.791	2:28.262	82	27.574	2:16.705	34	36.305	2:15.021	34	44.343	2:13.937	82	49.341	2:13.443
34	16.539	2:29.010	34	27.675	2:17.092	104	36.510	2:15.411	104	47.694	2:17.083	34	53.403	2:14.477
40	16.624	2:29.095	10	29.508	2:20.078	40	40.420	2:17.227	40	53.172	2:18.651	104	1:00.120	2:17.843
82	16.825	2:29.296	40	29.584	2:18.916	10	42.133	2:19.016	9	55.743	2:18.463	40	1:05.018	2:17.263
47	17.307	2:29.778	9	31.204	2:19.082	9	43.179	2:18.366	10	56.493	2:20.259	78	1:08.388	2:17.101
9	18.078	2:30.549	47	31.725	2:20.374	78	43.542	2:17.061	78	56.704	2:19.061	167	1:08.962	2:17.393
78	19.601	2:32.072	78	32.872	2:19.227	167	43.803	2:17.228	167	56.986	2:19.082	9	1:09.089	2:18.763
158	20.384	2:32.855	167	32.966	2:18.313	47	45.150	2:19.816	47	59.236	2:19.985	10	1:10.293	2:19.217
167	20.609	2:33.080	158	35.868	2:21.440	158	51.488	2:22.011	777	1:08.527	2:22.068	47	1:13.468	2:19.649
777	21.367	2:33.838	777	37.763	2:22.352	777	52.358	2:20.986	158	1:08.999	2:23.410	777	1:24.488	2:21.378
75	27.006	2:39.477	75	52.578	2:31.528	75	1:16.565	2:30.378	75	1:41.821	2:31.155	158	1:24.557	2:20.975
666	31.679	2:44.150	666	56.151	2:30.428	666	1:21.038	2:31.278	666	1:45.150	2:30.011	75	2:07.246	2:30.842
17	31.904	2:44.375	17	1:01.623	2:35.675	17	1:31.640	2:36.408	17	2:01.684	2:35.943	666	2:09.552	2:29.819
8	35.418	2:47.889	8	1:10.288	2:40.826	8	1:41.705	2:37.808				17	2:32.239	2:35.972

# BMCRC - MRO Championships 2023 - Rnd 7 @ Snetterton

## MRO Minitwins & BMCRC Rookie Minitwins

### RACE 10 - POSITION CHART

No	Name	Lap Pos	Lap				
			1	2	3	4	5
22	DOWDS	1	22	1	1	1	22
1	TWYFORD	2	1	22	22	22	1
5	MANTELL	3	19	5	5	5	3
19	LILLEY	4	5	19	58	19	58
66	BAKER	5	58	58	19	3	5
58	KILLWORTH	6	3	3	3	58	19
74	BLACK	7	99	99	99	99	4
4	DENYER	8	33	33	4	4	99
3	ARBON	9	15	4	33	33	81
15	SVENSEN	10	4	15	81	81	33
81	MAY	11	81	81	15	21	66
21	FINNIS	12	74	74	74	66	21
99	ELLIS	13	21	21	21	15	74
67	HARVEY	14	27	27	66	74	15
27	BETTIS	15	26	26	26	45	45
33	COSTIN	16	45	45	45	26	26
94	KING	17	93	66	27	27	27
82	SALISBURY	18	910	93	281	281	281
45	QUINCE	19	94	281	93	910	910
40	WILKINSON	20	281	910	910	93	94
26	DARBY	21	66	94	94	94	93
93	BOTTO	22	10	67	67	67	67
167	SMITH	23	104	104	82	82	82
281	FARLEY	24	67	82	34	34	34
910	GOWER	25	34	34	104	104	104
73	LECOQ	26	40	10	40	40	40
78	FRAMPTON	27	82	40	10	9	78
104	GRIFFITHS	28	47	9	9	10	167
9	BEDFORD	29	9	47	78	78	9
47	BOHANAN	30	78	78	167	167	10
10	LAURIE	31	158	167	47	47	47
777	HIRST	32	167	158	158	777	777
59	GRIMES	33	777	777	777	158	158
75	SVENSON	34	75	75	75	75	75
666	LLEWELLYN	35	666	666	666	666	666
17	BUCHANAN	36	17	17	17	17	17
8	ALBON	37	8	8	8	8	
158	BRENNAN	38					
34	JOHNSON	39					

# BMCRC - MRO Championships 2023 - Rnd 7 @ Snetterton

## MRO Minitwins & BMCRC Rookie Minitwins

### RACE 10 - SECTOR ANALYSIS



SECTOR 1 = FL to I1, SECTOR 2 = I1 to FL, DIFF = Difference To Personal Best Lap, P = Crossed Finish Line in Pit Lane, D = Time Disallowed

P1 22		Darren DOWDS		Suzuki SV650 - sublime dsg Ltd		
IDEAL LAP TIME : 2:05.296		BEST LAP TIME : 2:05.296		DIFFERENCE : 0.000		
LAP	SECTOR 1	SECTOR 2	LAP TIME	MPH	DIFF	TIME OF DAY
1 -		42.448	2:12.471	80.68	7.175	15:05:29.935
2 -	1:24.513	42.076	2:06.589	84.43	1.293	15:07:36.524
3 -	1:23.977	41.934	2:05.911 (3)	84.88	0.615	15:09:42.435
4 -	1:24.190	41.677	2:05.867 (2)	84.91	0.571	15:11:48.302
5 -	<b>1:23.745</b>	<b>41.551</b>	<b>2:05.296 (1)</b>	<b>85.30</b>		<b>15:13:53.598</b>

P2 1		David TWYFORD		Suzuki SV650 - IMP Racing, MHP		
IDEAL LAP TIME : 2:05.496		BEST LAP TIME : 2:05.503		DIFFERENCE : 0.007		
LAP	SECTOR 1	SECTOR 2	LAP TIME	MPH	DIFF	TIME OF DAY
1 -		42.557	2:12.733	80.52	7.230	15:05:30.197
2 -	1:24.131	<b>41.563</b>	2:05.694 (2)	85.03	0.191	15:07:35.891
3 -	1:24.415	41.976	2:06.391	84.56	0.888	15:09:42.282
4 -	1:24.210	41.689	2:05.899 (3)	84.89	0.396	15:11:48.181
5 -	<b>1:23.933</b>	41.570	<b>2:05.503 (1)</b>	<b>85.16</b>		<b>15:13:53.684</b>

P3 3		Oliver ARBON		Suzuki SV650 - tt plumbing and heating		
IDEAL LAP TIME : 2:07.990		BEST LAP TIME : 2:07.990		DIFFERENCE : 0.000		
LAP	SECTOR 1	SECTOR 2	LAP TIME	MPH	DIFF	TIME OF DAY
1 -		42.841	2:15.140	79.08	7.150	15:05:32.604
2 -	1:26.860	43.095	2:09.955	82.24	1.965	15:07:42.559
3 -	1:26.440	43.040	2:09.480 (3)	82.54	1.490	15:09:52.039
4 -	1:26.384	42.399	2:08.783 (2)	82.99	0.793	15:12:00.822
5 -	<b>1:25.685</b>	<b>42.305</b>	<b>2:07.990 (1)</b>	<b>83.50</b>		<b>15:14:08.812</b>

P4 58		Stacey KILLWORTH		Suzuki SV650 - Greenplant/Evems		
IDEAL LAP TIME : 2:08.447		BEST LAP TIME : 2:08.447		DIFFERENCE : 0.000		
LAP	SECTOR 1	SECTOR 2	LAP TIME	MPH	DIFF	TIME OF DAY
1 -		43.085	2:15.020	79.15	6.573	15:05:32.484
2 -	1:26.342	43.423	2:09.765	82.36	1.318	15:07:42.249
3 -	1:26.499	42.621	2:09.120 (2)	82.77	0.673	15:09:51.369
4 -	1:26.191	43.325	2:09.516 (3)	82.52	1.069	15:12:00.885
5 -	<b>1:25.938</b>	<b>42.509</b>	<b>2:08.447 (1)</b>	<b>83.21</b>		<b>15:14:09.332</b>

P5 5		Barry MANTELL		Suzuki SV650 - Swedish car connection		
IDEAL LAP TIME : 2:08.550		BEST LAP TIME : 2:09.049		DIFFERENCE : 0.499		
LAP	SECTOR 1	SECTOR 2	LAP TIME	MPH	DIFF	TIME OF DAY
1 -		43.222	2:14.979	79.18	5.930	15:05:32.443
2 -	<b>1:26.005</b>	43.181	2:09.186 (2)	82.73	0.137	15:07:41.629
3 -	1:26.199	42.850	<b>2:09.049 (1)</b>	<b>82.82</b>		<b>15:09:50.678</b>
4 -	1:26.768	42.607	2:09.375	82.61	0.326	15:12:00.053
5 -	1:26.749	<b>42.545</b>	2:09.294 (3)	82.66	0.245	15:14:09.347

P6 19		Kevin LILLEY		Suzuki SV650 - Trafalgar Cleaning Eqpt. / Steve Jordan Motorc		
IDEAL LAP TIME : 2:08.410		BEST LAP TIME : 2:08.498		DIFFERENCE : 0.088		
LAP	SECTOR 1	SECTOR 2	LAP TIME	MPH	DIFF	TIME OF DAY
1 -		42.821	2:14.528	79.44	6.030	15:05:31.992
2 -	1:26.291	43.955	2:10.246	82.06	1.748	15:07:42.238
3 -	1:26.417	43.351	2:09.768 (3)	82.36	1.270	15:09:52.006
4 -	<b>1:25.602</b>	42.896	<b>2:08.498 (1)</b>	<b>83.17</b>		<b>15:12:00.504</b>
5 -	1:26.563	<b>42.808</b>	2:09.371 (2)	82.61	0.873	15:14:09.875

# BMCRC - MRO Championships 2023 - Rnd 7 @ Snetterton

## MRO Minitwins & BMCRC Rookie Minitwins

### RACE 10 - SECTOR ANALYSIS



SECTOR 1 = FL to I1, SECTOR 2 = I1 to FL, DIFF = Difference To Personal Best Lap, P = Crossed Finish Line in Pit Lane, D = Time Disallowed

P7 4		Andrew DENYER		Suzuki SV650 - me		
IDEAL LAP TIME : 2:09.608		BEST LAP TIME : 2:09.777		DIFFERENCE : 0.169		
LAP	SECTOR 1	SECTOR 2	LAP TIME	MPH	DIFF	TIME OF DAY
1 -		44.757	2:19.883	76.40	10.106	15:05:37.347
2 -	1:27.197	43.756	2:10.953	81.61	1.176	15:07:48.300
3 -	1:26.900	43.221	2:10.121 (3)	82.13	0.344	15:09:58.421
4 -	1:26.728	<b>43.049</b>	<b>2:09.777 (1)</b>	<b>82.35</b>		<b>15:12:08.198</b>
5 -	<b>1:26.559</b>	43.256	2:09.815 (2)	82.33	0.038	15:14:18.013

P8 99		Lee ELLIS		Suzuki SV650 - ATP Motorsport		
IDEAL LAP TIME : 2:10.466		BEST LAP TIME : 2:10.794		DIFFERENCE : 0.328		
LAP	SECTOR 1	SECTOR 2	LAP TIME	MPH	DIFF	TIME OF DAY
1 -		43.792	2:16.542	78.27	5.748	15:05:34.006
2 -	<b>1:27.023</b>	43.847	2:10.870 (2)	81.66	0.076	15:07:44.876
3 -	1:27.249	43.912	2:11.161 (3)	81.48	0.367	15:09:56.037
4 -	1:27.511	43.754	2:11.265	81.42	0.471	15:12:07.302
5 -	1:27.351	<b>43.443</b>	<b>2:10.794 (1)</b>	<b>81.71</b>		<b>15:14:18.096</b>

P9 81		Malvern MAY		Suzuki SV650 - IMP racing		
IDEAL LAP TIME : 2:10.558		BEST LAP TIME : 2:10.580		DIFFERENCE : 0.022		
LAP	SECTOR 1	SECTOR 2	LAP TIME	MPH	DIFF	TIME OF DAY
1 -		45.062	2:19.899	76.39	9.319	15:05:37.363
2 -	1:28.937	44.242	2:13.179	80.25	2.599	15:07:50.542
3 -	1:28.568	43.268	2:11.836 (3)	81.07	1.256	15:10:02.378
4 -	<b>1:27.585</b>	43.108	2:10.693 (2)	81.78	0.113	15:12:13.071
5 -	1:27.607	<b>42.973</b>	<b>2:10.580 (1)</b>	<b>81.85</b>		<b>15:14:23.651</b>

P10 33		Steve COSTIN		Suzuki SV650 -		
IDEAL LAP TIME : 2:11.521		BEST LAP TIME : 2:11.521		DIFFERENCE : 0.000		
LAP	SECTOR 1	SECTOR 2	LAP TIME	MPH	DIFF	TIME OF DAY
1 -		44.293	2:18.762	77.02	7.241	15:05:36.226
2 -	1:27.990	43.843	2:11.833 (2)	81.07	0.312	15:07:48.059
3 -	1:28.108	44.255	2:12.363 (3)	80.74	0.842	15:10:00.422
4 -	1:28.225	44.151	2:12.376	80.74	0.855	15:12:12.798
5 -	<b>1:27.723</b>	<b>43.798</b>	<b>2:11.521 (1)</b>	<b>81.26</b>		<b>15:14:24.319</b>

P11 66		Nik BAKER		Suzuki SV650 - K66, DMR customs		
IDEAL LAP TIME : 2:09.233		BEST LAP TIME : 2:09.244		DIFFERENCE : 0.011		
LAP	SECTOR 1	SECTOR 2	LAP TIME	MPH	DIFF	TIME OF DAY
1 -		44.586	2:26.820	72.79	17.576	15:05:44.284
2 -	1:28.356	42.832	2:11.188 (3)	81.47	1.944	15:07:55.472
3 -	1:28.439	<b>42.449</b>	2:10.888 (2)	81.65	1.644	15:10:06.360
4 -	1:27.607	43.627	2:11.234	81.44	1.990	15:12:17.594
5 -	<b>1:26.784</b>	42.460	<b>2:09.244 (1)</b>	<b>82.69</b>		<b>15:14:26.838</b>

P12 21 RMT		Toby FINNIS		Suzuki SV650 - NOKA RACING - PRIME/TWT		
IDEAL LAP TIME : 2:11.707		BEST LAP TIME : 2:11.716		DIFFERENCE : 0.009		
LAP	SECTOR 1	SECTOR 2	LAP TIME	MPH	DIFF	TIME OF DAY
1 -		44.619	2:21.140	75.72	9.424	15:05:38.604
2 -	1:29.008	44.385	2:13.393 (3)	80.12	1.677	15:07:51.997
3 -	1:28.681	44.802	2:13.483	80.07	1.767	15:10:05.480
4 -	1:28.109	<b>43.895</b>	2:12.004 (2)	80.96	0.288	15:12:17.484
5 -	<b>1:27.812</b>	43.904	<b>2:11.716 (1)</b>	<b>81.14</b>		<b>15:14:29.200</b>

# BMCRC - MRO Championships 2023 - Rnd 7 @ Snetterton

## MRO Minitwins & BMCRC Rookie Minitwins

### RACE 10 - SECTOR ANALYSIS



SECTOR 1 = FL to I1, SECTOR 2 = I1 to FL, DIFF = Difference To Personal Best Lap, P = Crossed Finish Line in Pit Lane, D = Time Disallowed

P13 74		Daniel BLACK		Suzuki SV650 - DAD		
IDEAL LAP TIME : 2:10.907		BEST LAP TIME : 2:10.907		DIFFERENCE : 0.000		
LAP	SECTOR 1	SECTOR 2	LAP TIME	MPH	DIFF	TIME OF DAY
1 -		43.775	2:20.289	76.18	9.382	15:05:37.753
2 -	1:29.784	43.720	2:13.504 (3)	80.05	2.597	15:07:51.257
3 -	1:29.304	44.456	2:13.760	79.90	2.853	15:10:05.017
4 -	1:29.829	43.511	2:13.340 (2)	80.15	2.433	15:12:18.357
5 -	<b>1:27.715</b>	<b>43.192</b>	<b>2:10.907 (1)</b>	<b>81.64</b>		<b>15:14:29.264</b>

P14 15 RMT		James SVENSEN		Suzuki SV650 - Tom Svensen Racing		
IDEAL LAP TIME : 2:13.045		BEST LAP TIME : 2:13.207		DIFFERENCE : 0.162		
LAP	SECTOR 1	SECTOR 2	LAP TIME	MPH	DIFF	TIME OF DAY
1 -		45.422	2:19.749	76.48	6.542	15:05:37.213
2 -	1:28.884	<b>44.323</b>	<b>2:13.207 (1)</b>	<b>80.23</b>		<b>15:07:50.420</b>
3 -	1:29.792	44.334	2:14.126	79.68	0.919	15:10:04.546
4 -	1:29.034	44.528	2:13.562 (2)	80.02	0.355	15:12:18.108
5 -	<b>1:28.722</b>	45.122	2:13.844 (3)	79.85	0.637	15:14:31.952

P15 45		Terence QUINCE		Suzuki SV650 - K&Q, HM Racing, Titan-x		
IDEAL LAP TIME : 2:12.688		BEST LAP TIME : 2:12.688		DIFFERENCE : 0.000		
LAP	SECTOR 1	SECTOR 2	LAP TIME	MPH	DIFF	TIME OF DAY
1 -		44.632	2:22.437	75.03	9.749	15:05:39.901
2 -	1:30.293	44.693	2:14.986	79.17	2.298	15:07:54.887
3 -	1:29.895	44.316	2:14.211 (3)	79.63	1.523	15:10:09.098
4 -	1:28.888	44.500	2:13.388 (2)	80.12	0.700	15:12:22.486
5 -	<b>1:28.849</b>	<b>43.839</b>	<b>2:12.688 (1)</b>	<b>80.55</b>		<b>15:14:35.174</b>

P16 26		Piers DARBY		Suzuki SV650 - Darby Racing		
IDEAL LAP TIME : 2:13.428		BEST LAP TIME : 2:13.511		DIFFERENCE : 0.083		
LAP	SECTOR 1	SECTOR 2	LAP TIME	MPH	DIFF	TIME OF DAY
1 -		45.414	2:22.415	75.04	8.904	15:05:39.879
2 -	1:29.234	45.450	2:14.684	79.35	1.173	15:07:54.563
3 -	1:29.604	44.666	2:14.270 (3)	79.60	0.759	15:10:08.833
4 -	1:29.265	<b>44.488</b>	2:13.753 (2)	79.90	0.242	15:12:22.586
5 -	<b>1:28.940</b>	44.571	<b>2:13.511 (1)</b>	<b>80.05</b>		<b>15:14:36.097</b>

P17 27 RMT		Jack BETTIS		Suzuki SV650 - NB Toolmaking		
IDEAL LAP TIME : 2:13.639		BEST LAP TIME : 2:13.639		DIFFERENCE : 0.000		
LAP	SECTOR 1	SECTOR 2	LAP TIME	MPH	DIFF	TIME OF DAY
1 -		45.036	2:21.732	75.41	8.093	15:05:39.196
2 -	1:29.570	45.049	2:14.619 (3)	79.39	0.980	15:07:53.815
3 -	1:29.999	45.730	2:15.729	78.74	2.090	15:10:09.544
4 -	<b>1:29.168</b>	<b>44.471</b>	<b>2:13.639 (1)</b>	<b>79.97</b>		<b>15:12:23.183</b>
5 -	1:29.509	44.715	2:14.224 (2)	79.62	0.585	15:14:37.407

P18 281		Daniel FARLEY		Suzuki SV650 - F-TECH FIRE & ELECTRICAL LTD		
IDEAL LAP TIME : 2:13.307		BEST LAP TIME : 2:13.352		DIFFERENCE : 0.045		
LAP	SECTOR 1	SECTOR 2	LAP TIME	MPH	DIFF	TIME OF DAY
1 -		45.226	2:25.155	73.63	11.803	15:05:42.619
2 -	1:30.194	45.716	2:15.910	78.64	2.558	15:07:58.529
3 -	1:29.498	44.599	2:14.097 (2)	79.70	0.745	15:10:12.626
4 -	1:30.068	<b>44.270</b>	2:14.338 (3)	79.56	0.986	15:12:26.964
5 -	<b>1:29.037</b>	44.315	<b>2:13.352 (1)</b>	<b>80.14</b>		<b>15:14:40.316</b>

# BMCRC - MRO Championships 2023 - Rnd 7 @ Snetterton

## MRO Minitwins & BMCRC Rookie Minitwins

### RACE 10 - SECTOR ANALYSIS



SECTOR 1 = FL to I1, SECTOR 2 = I1 to FL, DIFF = Difference To Personal Best Lap, P = Crossed Finish Line in Pit Lane, D = Time Disallowed

P19 910 RMT Harry GOWER		Suzuki SV650 - RightGear Motorcycles				
IDEAL LAP TIME : 2:13.593		BEST LAP TIME : 2:13.630		DIFFERENCE : 0.037		
LAP	SECTOR 1	SECTOR 2	LAP TIME	MPH	DIFF	TIME OF DAY
1 -		45.787	2:24.779	73.82	11.149	15:05:42.243
2 -	1:30.472	46.284	2:16.756	78.15	3.126	15:07:58.999
3 -	1:29.709	45.296	2:15.005 (3)	79.16	1.375	15:10:14.004
4 -	<b>1:29.193</b>	44.527	2:13.720 (2)	79.92	0.090	15:12:27.724
5 -	1:29.230	<b>44.400</b>	<b>2:13.630 (1)</b>	<b>79.98</b>		<b>15:14:41.354</b>

P20 94 RMT Jonathan KING		Suzuki SV650 -				
IDEAL LAP TIME : 2:13.124		BEST LAP TIME : 2:13.311		DIFFERENCE : 0.187		
LAP	SECTOR 1	SECTOR 2	LAP TIME	MPH	DIFF	TIME OF DAY
1 -		45.293	2:24.856	73.78	11.545	15:05:42.320
2 -	1:30.196	47.374	2:17.570	77.69	4.259	15:07:59.890
3 -	1:29.904	44.942	2:14.846 (3)	79.26	1.535	15:10:14.736
4 -	1:29.090	<b>44.221</b>	<b>2:13.311 (1)</b>	<b>80.17</b>		<b>15:12:28.047</b>
5 -	<b>1:28.903</b>	44.529	2:13.432 (2)	80.10	0.121	15:14:41.479

P21 93 Tony BOTTO		Suzuki SV650 - TB Motorcycles				
IDEAL LAP TIME : 2:13.952		BEST LAP TIME : 2:14.239		DIFFERENCE : 0.287		
LAP	SECTOR 1	SECTOR 2	LAP TIME	MPH	DIFF	TIME OF DAY
1 -		44.840	2:23.381	74.54	9.142	15:05:40.845
2 -	1:31.242	45.983	2:17.225	77.88	2.986	15:07:58.070
3 -	1:29.845	45.100	2:14.945 (3)	79.20	0.706	15:10:13.015
4 -	1:30.118	<b>44.613</b>	2:14.731 (2)	79.32	0.492	15:12:27.746
5 -	<b>1:29.339</b>	44.900	<b>2:14.239 (1)</b>	<b>79.61</b>		<b>15:14:41.985</b>

P22 67 RMT Simon HARVEY		Suzuki SV650 -				
IDEAL LAP TIME : 2:12.935		BEST LAP TIME : 2:13.276		DIFFERENCE : 0.341		
LAP	SECTOR 1	SECTOR 2	LAP TIME	MPH	DIFF	TIME OF DAY
1 -		45.699	2:28.262	72.08	14.986	15:05:45.726
2 -	1:31.009	44.456	2:15.465	78.89	2.189	15:08:01.191
3 -	1:29.814	<b>43.866</b>	2:13.680 (2)	79.95	0.404	15:10:14.871
4 -	1:29.203	44.738	2:13.941 (3)	79.79	0.665	15:12:28.812
5 -	<b>1:29.069</b>	44.207	<b>2:13.276 (1)</b>	<b>80.19</b>		<b>15:14:42.088</b>

P23 82 RMT Will SALISBURY		Suzuki SV650 -				
IDEAL LAP TIME : 2:11.848		BEST LAP TIME : 2:11.848		DIFFERENCE : 0.000		
LAP	SECTOR 1	SECTOR 2	LAP TIME	MPH	DIFF	TIME OF DAY
1 -		47.111	2:29.296	71.58	17.448	15:05:46.760
2 -	1:31.149	45.556	2:16.705	78.18	4.857	15:08:03.465
3 -	1:29.907	44.276	2:14.183 (3)	79.65	2.335	15:10:17.648
4 -	<b>1:27.782</b>	<b>44.066</b>	<b>2:11.848 (1)</b>	<b>81.06</b>		<b>15:12:29.496</b>
5 -	1:28.444	44.999	2:13.443 (2)	80.09	1.595	15:14:42.939

P24 34 Andrew JOHNSON		Suzuki SV650 - Rose & Charlie Racing				
IDEAL LAP TIME : 2:13.824		BEST LAP TIME : 2:13.937		DIFFERENCE : 0.113		
LAP	SECTOR 1	SECTOR 2	LAP TIME	MPH	DIFF	TIME OF DAY
1 -		45.432	2:29.010	71.72	15.073	15:05:46.474
2 -	1:31.638	45.454	2:17.092	77.96	3.155	15:08:03.566
3 -	1:30.780	<b>44.241</b>	2:15.021 (3)	79.15	1.084	15:10:18.587
4 -	<b>1:29.583</b>	44.354	<b>2:13.937 (1)</b>	<b>79.79</b>		<b>15:12:32.524</b>
5 -	1:29.835	44.642	2:14.477 (2)	79.47	0.540	15:14:47.001



# BMCRC - MRO Championships 2023 - Rnd 7 @ Snetterton

## MRO Minitwins & BMCRC Rookie Minitwins

### RACE 10 - SECTOR ANALYSIS



SECTOR 1 = FL to I1, SECTOR 2 = I1 to FL, DIFF = Difference To Personal Best Lap, P = Crossed Finish Line in Pit Lane, D = Time Disallowed

P25 104 RMT		Jack GRIFFITHS		Suzuki SV650 -		
IDEAL LAP TIME : 2:15.411		BEST LAP TIME : 2:15.411		DIFFERENCE : 0.000		
LAP	SECTOR 1	SECTOR 2	LAP TIME	MPH	DIFF	TIME OF DAY
1 -		46.404	2:28.178	72.12	12.767	15:05:45.642
2 -	1:32.297	45.442	2:17.739 (3)	77.59	2.328	15:08:03.381
3 -	<b>1:30.540</b>	<b>44.871</b>	<b>2:15.411 (1)</b>	<b>78.93</b>		<b>15:10:18.792</b>
4 -	1:31.261	45.822	2:17.083 (2)	77.96	1.672	15:12:35.875
5 -	1:32.260	45.583	2:17.843	77.53	2.432	15:14:53.718

P26 40		Simon WILKINSON		Suzuki SV650 - S P Wilkinson Engineering Ltd		
IDEAL LAP TIME : 2:16.890		BEST LAP TIME : 2:17.227		DIFFERENCE : 0.337		
LAP	SECTOR 1	SECTOR 2	LAP TIME	MPH	DIFF	TIME OF DAY
1 -		47.983	2:29.095	71.68	11.868	15:05:46.559
2 -	1:32.434	46.482	2:18.916	76.93	1.689	15:08:05.475
3 -	1:31.363	<b>45.864</b>	<b>2:17.227 (1)</b>	<b>77.88</b>		<b>15:10:22.702</b>
4 -	1:32.067	46.584	2:18.651 (3)	77.08	1.424	15:12:41.353
5 -	<b>1:31.026</b>	46.237	2:17.263 (2)	77.86	0.036	15:14:58.616

P27 78		Tim FRAMPTON		Suzuki SV650 - K66		
IDEAL LAP TIME : 2:16.648		BEST LAP TIME : 2:17.061		DIFFERENCE : 0.413		
LAP	SECTOR 1	SECTOR 2	LAP TIME	MPH	DIFF	TIME OF DAY
1 -		46.480	2:32.072	70.28	15.011	15:05:49.536
2 -	1:33.246	45.981	2:19.227	76.76	2.166	15:08:08.763
3 -	1:31.670	<b>45.391</b>	<b>2:17.061 (1)</b>	<b>77.98</b>		<b>15:10:25.824</b>
4 -	1:32.380	46.681	2:19.061 (3)	76.85	2.000	15:12:44.885
5 -	<b>1:31.257</b>	45.844	2:17.101 (2)	77.95	0.040	15:15:01.986

P28 167 RMT		Terry SMITH		Suzuki SV650 - IMP Racing		
IDEAL LAP TIME : 2:17.100		BEST LAP TIME : 2:17.228		DIFFERENCE : 0.128		
LAP	SECTOR 1	SECTOR 2	LAP TIME	MPH	DIFF	TIME OF DAY
1 -		46.924	2:33.080	69.82	15.852	15:05:50.544
2 -	1:32.438	45.875	2:18.313 (3)	77.27	1.085	15:08:08.857
3 -	1:31.697	<b>45.531</b>	<b>2:17.228 (1)</b>	<b>77.88</b>		<b>15:10:26.085</b>
4 -	1:32.505	46.577	2:19.082	76.84	1.854	15:12:45.167
5 -	<b>1:31.569</b>	45.824	2:17.393 (2)	77.79	0.165	15:15:02.560

P29 9		Thomas BEDFORD		Suzuki SV650 - AWO Recycling Ltd		
IDEAL LAP TIME : 2:18.132		BEST LAP TIME : 2:18.366		DIFFERENCE : 0.234		
LAP	SECTOR 1	SECTOR 2	LAP TIME	MPH	DIFF	TIME OF DAY
1 -		46.479	2:30.549	70.99	12.183	15:05:48.013
2 -	1:32.797	46.285	2:19.082	76.84	0.716	15:08:07.095
3 -	1:32.622	<b>45.744</b>	<b>2:18.366 (1)</b>	<b>77.24</b>		<b>15:10:25.461</b>
4 -	1:32.448	46.015	2:18.463 (2)	77.19	0.097	15:12:43.924
5 -	<b>1:32.388</b>	46.375	2:18.763 (3)	77.02	0.397	15:15:02.687

P30 10 RMT		Ian LAURIE		Suzuki SV 650 -		
IDEAL LAP TIME : 2:18.386		BEST LAP TIME : 2:19.016		DIFFERENCE : 0.630		
LAP	SECTOR 1	SECTOR 2	LAP TIME	MPH	DIFF	TIME OF DAY
1 -		46.381	2:27.857	72.28	8.841	15:05:45.321
2 -	1:32.930	47.148	2:20.078 (3)	76.30	1.062	15:08:05.399
3 -	<b>1:32.532</b>	46.484	<b>2:19.016 (1)</b>	<b>76.88</b>		<b>15:10:24.415</b>
4 -	1:33.657	46.602	2:20.259	76.20	1.243	15:12:44.674
5 -	1:33.363	<b>45.854</b>	2:19.217 (2)	76.77	0.201	15:15:03.891

# BMCRC - MRO Championships 2023 - Rnd 7 @ Snetterton

## MRO Minitwins & BMCRC Rookie Minitwins

### RACE 10 - SECTOR ANALYSIS



SECTOR 1 = FL to I1, SECTOR 2 = I1 to FL, DIFF = Difference To Personal Best Lap, P = Crossed Finish Line in Pit Lane, D = Time Disallowed

P31 47		Tristan BOHANAN		Suzuki SV650 -		
IDEAL LAP TIME : 2:19.330		BEST LAP TIME : 2:19.649		DIFFERENCE : 0.319		
LAP	SECTOR 1	SECTOR 2	LAP TIME	MPH	DIFF	TIME OF DAY
1 -		<b>46.507</b>	2:29.778	71.35	10.129	15:05:47.242
2 -	1:33.800	46.574	2:20.374	76.14	0.725	15:08:07.616
3 -	<b>1:32.823</b>	46.993	2:19.816 (2)	76.44	0.167	15:10:27.432
4 -	1:33.207	46.778	2:19.985 (3)	76.35	0.336	15:12:47.417
5 -	1:33.132	46.517	<b>2:19.649 (1)</b>	<b>76.53</b>		<b>15:15:07.066</b>

P32 777 RMT		Richard HIRST		Suzuki SV650 - Northern garage conversion		
IDEAL LAP TIME : 2:20.773		BEST LAP TIME : 2:20.986		DIFFERENCE : 0.213		
LAP	SECTOR 1	SECTOR 2	LAP TIME	MPH	DIFF	TIME OF DAY
1 -		48.117	2:33.838	69.47	12.852	15:05:51.302
2 -	1:35.281	47.071	2:22.352	75.08	1.366	15:08:13.654
3 -	<b>1:34.257</b>	46.729	<b>2:20.986 (1)</b>	<b>75.80</b>		<b>15:10:34.640</b>
4 -	1:34.465	47.603	2:22.068 (3)	75.23	1.082	15:12:56.708
5 -	1:34.862	<b>46.516</b>	2:21.378 (2)	75.59	0.392	15:15:18.086

P33 158		Danny BRENNAN		Suzuki SV650 -		
IDEAL LAP TIME : 2:20.521		BEST LAP TIME : 2:20.975		DIFFERENCE : 0.454		
LAP	SECTOR 1	SECTOR 2	LAP TIME	MPH	DIFF	TIME OF DAY
1 -		47.430	2:32.855	69.92	11.880	15:05:50.319
2 -	<b>1:34.130</b>	47.310	2:21.440 (2)	75.56	0.465	15:08:11.759
3 -	1:34.576	47.435	2:22.011 (3)	75.26	1.036	15:10:33.770
4 -	1:34.887	48.523	2:23.410	74.52	2.435	15:12:57.180
5 -	1:34.584	<b>46.391</b>	<b>2:20.975 (1)</b>	<b>75.81</b>		<b>15:15:18.155</b>

P34 75 RMT		Tom SVENSON		Suzuki SV650 -		
IDEAL LAP TIME : 2:29.881		BEST LAP TIME : 2:30.378		DIFFERENCE : 0.497		
LAP	SECTOR 1	SECTOR 2	LAP TIME	MPH	DIFF	TIME OF DAY
1 -		50.066	2:39.477	67.01	9.099	15:05:56.941
2 -	1:40.744	50.784	2:31.528	70.53	1.150	15:08:28.469
3 -	1:40.440	49.938	<b>2:30.378 (1)</b>	<b>71.07</b>		<b>15:10:58.847</b>
4 -	1:41.229	<b>49.926</b>	2:31.155 (3)	70.70	0.777	15:13:30.002
5 -	<b>1:39.955</b>	50.887	2:30.842 (2)	70.85	0.464	15:16:00.844

P35 666 RMT		James LEWELLYN		Suzuki SV650 - Tough Films Ltd		
IDEAL LAP TIME : 2:28.757		BEST LAP TIME : 2:29.819		DIFFERENCE : 1.062		
LAP	SECTOR 1	SECTOR 2	LAP TIME	MPH	DIFF	TIME OF DAY
1 -		51.381	2:44.150	65.11	14.331	15:06:01.614
2 -	<b>1:39.708</b>	50.720	2:30.428 (3)	71.05	0.609	15:08:32.042
3 -	1:40.671	50.607	2:31.278	70.65	1.459	15:11:03.320
4 -	1:39.871	50.140	2:30.011 (2)	71.24	0.192	15:13:33.331
5 -	1:40.770	<b>49.049</b>	<b>2:29.819 (1)</b>	<b>71.33</b>		<b>15:16:03.150</b>

P36 17 RMT		Alex BUCHANAN		Suzuki SV650 -		
IDEAL LAP TIME : 2:34.056		BEST LAP TIME : 2:35.675		DIFFERENCE : 1.619		
LAP	SECTOR 1	SECTOR 2	LAP TIME	MPH	DIFF	TIME OF DAY
1 -		52.681	2:44.375	65.02	8.700	15:06:01.839
2 -	<b>1:41.580</b>	54.095	<b>2:35.675 (1)</b>	<b>68.65</b>		<b>15:08:37.514</b>
3 -	1:43.347	53.061	2:36.408	68.33	0.733	15:11:13.922
4 -	1:42.595	53.348	2:35.943 (2)	68.53	0.268	15:13:49.865
5 -	1:43.496	<b>52.476</b>	2:35.972 (3)	68.52	0.297	15:16:25.837

# BMCRC - MRO Championships 2023 - Rnd 7 @ Snetterton

## MRO Minitwins & BMCRC Rookie Minitwins

### RACE 10 - SECTOR ANALYSIS



SECTOR 1 = FL to I1, SECTOR 2 = I1 to FL, DIFF = Difference To Personal Best Lap, P = Crossed Finish Line in Pit Lane, D = Time Disallowed

<b>P37 8</b>		<b>Stuart ALBON</b>		Suzuki SV650 - Winter Sun Skydiving			
IDEAL LAP TIME : 2:35.858		BEST LAP TIME : 2:35.858		DIFFERENCE : 0.000			
LAP	SECTOR 1	SECTOR 2	LAP TIME	MPH	DIFF	TIME OF DAY	
1 -		53.013	2:47.889	63.66	12.031	15:06:05.353	
2 -	1:46.316	54.510	2:40.826 (3)	66.45	4.968	15:08:46.179	
3 -	1:45.550	52.258	2:37.808 (2)	67.72	1.950	15:11:23.987	
4 -	<b>1:43.814</b>	<b>52.044</b>	<b>2:35.858 (1)</b>	<b>68.57</b>		<b>15:13:59.845</b>	

# BMCRC - MRO Championships 2023 - Rnd 7 @ Snetterton

## MRO Minitwins & BMCRC Rookie Minitwins

### RACE 10 - BEST SECTORS

SECTOR 1				SECTOR 2				IDEAL / BEST COMPARISON				
POS	NO	NAME	TIME	NO	NAME	TIME	POS	NO	NAME	IDEAL	BEST	DIFF
									<b>PERFECT LAP</b>	<b>2:05.296</b>		
1	22	DOWDS	1:23.745	22	DOWDS	41.551	1	22	DOWDS	2:05.296	2:05.296	0.000
2	1	TWYFORD	1:23.933	1	TWYFORD	41.563	2	1	TWYFORD	2:05.496	2:05.503	0.007
3	19	LILLEY	1:25.602	3	ARBON	42.305	3	3	ARBON	2:07.990	2:07.990	0.000
4	3	ARBON	1:25.685	66	BAKER	42.449	4	19	LILLEY	2:08.410	2:08.498	0.088
5	58	KILLWORTH	1:25.938	58	KILLWORTH	42.509	5	58	KILLWORTH	2:08.447	2:08.447	0.000
6	5	MANTELL	1:26.005	5	MANTELL	42.545	6	5	MANTELL	2:08.550	2:09.049	0.499
7	4	DENYER	1:26.559	19	LILLEY	42.808	7	66	BAKER	2:09.233	2:09.244	0.011
8	66	BAKER	1:26.784	81	MAY	42.973	8	4	DENYER	2:09.608	2:09.777	0.169
9	99	ELLIS	1:27.023	4	DENYER	43.049	9	99	ELLIS	2:10.466	2:10.794	0.328
10	81	MAY	1:27.585	74	BLACK	43.192	10	81	MAY	2:10.558	2:10.580	0.022
11	74	BLACK	1:27.715	99	ELLIS	43.443	11	74	BLACK	2:10.907	2:10.907	0.000
12	33	COSTIN	1:27.723	33	COSTIN	43.798	12	33	COSTIN	2:11.521	2:11.521	0.000
13	82	SALISBURY	1:27.782	45	QUINCE	43.839	13	21	FINNIS	2:11.707	2:11.716	0.009
14	21	FINNIS	1:27.812	67	HARVEY	43.866	14	82	SALISBURY	2:11.848	2:11.848	0.000
15	15	SVENSEN	1:28.722	21	FINNIS	43.895	15	45	QUINCE	2:12.688	2:12.688	0.000
16	45	QUINCE	1:28.849	82	SALISBURY	44.066	16	67	HARVEY	2:12.935	2:13.276	0.341
17	94	KING	1:28.903	94	KING	44.221	17	15	SVENSEN	2:13.045	2:13.207	0.162
18	26	DARBY	1:28.940	34	JOHNSON	44.241	18	94	KING	2:13.124	2:13.311	0.187
19	281	FARLEY	1:29.037	281	FARLEY	44.270	19	281	FARLEY	2:13.307	2:13.352	0.045
20	67	HARVEY	1:29.069	15	SVENSEN	44.323	20	26	DARBY	2:13.428	2:13.511	0.083
21	27	BETTIS	1:29.168	910	GOWER	44.400	21	910	GOWER	2:13.593	2:13.630	0.037
22	910	GOWER	1:29.193	27	BETTIS	44.471	22	27	BETTIS	2:13.639	2:13.639	0.000
23	93	BOTTO	1:29.339	26	DARBY	44.488	23	34	JOHNSON	2:13.824	2:13.937	0.113
24	34	JOHNSON	1:29.583	93	BOTTO	44.613	24	93	BOTTO	2:13.952	2:14.239	0.287
25	104	GRIFFITHS	1:30.540	104	GRIFFITHS	44.871	25	104	GRIFFITHS	2:15.411	2:15.411	0.000
26	40	WILKINSON	1:31.026	78	FRAMPTON	45.391	26	78	FRAMPTON	2:16.648	2:17.061	0.413
27	78	FRAMPTON	1:31.257	167	SMITH	45.531	27	40	WILKINSON	2:16.890	2:17.227	0.337
28	167	SMITH	1:31.569	9	BEDFORD	45.744	28	167	SMITH	2:17.100	2:17.228	0.128
29	9	BEDFORD	1:32.388	10	LAURIE	45.854	29	9	BEDFORD	2:18.132	2:18.366	0.234
30	10	LAURIE	1:32.532	40	WILKINSON	45.864	30	10	LAURIE	2:18.386	2:19.016	0.630
31	47	BOHANAN	1:32.823	158	BRENNAN	46.391	31	47	BOHANAN	2:19.330	2:19.649	0.319
32	158	BRENNAN	1:34.130	47	BOHANAN	46.507	32	158	BRENNAN	2:20.521	2:20.975	0.454
33	777	HIRST	1:34.257	777	HIRST	46.516	33	777	HIRST	2:20.773	2:20.986	0.213
34	666	LLEWELLYN	1:39.708	666	LLEWELLYN	49.049	34	666	LLEWELLYN	2:28.757	2:29.819	1.062
35	75	SVENSON	1:39.955	75	SVENSON	49.926	35	75	SVENSON	2:29.881	2:30.378	0.497
36	17	BUCHANAN	1:41.580	8	ALBON	52.044	36	17	BUCHANAN	2:34.056	2:35.675	1.619
37	8	ALBON	1:43.814	17	BUCHANAN	52.476	37	8	ALBON	2:35.858	2:35.858	0.000
38												
39												

# BMCRC - MRO Championships 2023 - Rnd 7 @ Snetterton

## MRO Minitwins & BMCRC Rookie Minitwins

### RACE 10 - STATISTICS

**Competitors Started** 38  
**Planned Start** 2023-09-02 @ 15:00:00.000  
**Actual Start** 2023-09-02 @ 15:03:17.463  
**Finish Time** 2023-09-02 @ 15:13:53.597  
**Track Length** 2.9689mi.  
**Total Laps** 184  
**Total Distance Covered** 546.2797mi.

#### Session Fastest Lap History

NO	CL	NAME	LAP TIME	TIME OF DAY	LAP	VEHICLE
1		David TWYFORD	<b>2:05.694</b>	15:07:35.907	2	Suzuki SV650
22		Darren DOWDS	<b>2:05.296</b>	15:13:53.604	5	Suzuki SV650

#### Session Leader History

NO	CL	NAME	FROM LAP	LAPS LED	DISTANCE	VEHICLE
22		Darren DOWDS	1	1	2.96 miles	Suzuki SV650
1		David TWYFORD	2	3	8.90 miles	Suzuki SV650
22		Darren DOWDS	5	1	2.96 miles	Suzuki SV650

#### Flag History

TYPE	TIME OF DAY
GREEN	15:03:17.463
FINISH	15:13:53.597

#### Flag Statistics

TYPE	COUNT	TOTAL LAPS	TOTAL TIME
Green	1	5	13:16.096
Red	0	0	0.000
Safety Car	0	0	0.000
FCY	0	0	0.000

# BMCRC - MRO Championships 2023 - Rnd 7 @ Snetterton

## MRO Minitwins & BMCRC Rookie Minitwins

### RACE 10 - STATISTICS

**CLASS :**

23 Starters

#### Fastest Lap History

NO	NAME	LAP TIME	TIME OF DAY	LAP	VEHICLE
1	David TWYFORD	<b>2:05.694</b>	15:07:35.907	2	Suzuki SV650
22	Darren DOWDS	<b>2:05.296</b>	15:13:53.604	5	Suzuki SV650

#### Leader History

NO	NAME	FROM LAP	LAPS LED	DISTANCE	VEHICLE
22	Darren DOWDS	1	1	2.96 miles	Suzuki SV650
1	David TWYFORD	2	3	8.90 miles	Suzuki SV650
22	Darren DOWDS	5	1	2.96 miles	Suzuki SV650

# BMCRC - MRO Championships 2023 - Rnd 7 @ Snetterton

## MRO Minitwins & BMCRC Rookie Minitwins

### RACE 10 - STATISTICS

CLASS : RMT

15 Starters

#### Fastest Lap History

NO	NAME	LAP TIME	TIME OF DAY	LAP	VEHICLE
15	James SVENSEN	2:13.207	15:07:50.429	2	Suzuki SV650
21	Toby FINNIS	2:12.004	15:12:17.509	4	Suzuki SV650
82	Will SALISBURY	2:11.848	15:12:29.512	4	Suzuki SV650
21	Toby FINNIS	2:11.716	15:14:29.225	5	Suzuki SV650

#### Leader History

NO	NAME	FROM LAP	LAPS LED	DISTANCE	VEHICLE
15	James SVENSEN	1	3	8.90 miles	Suzuki SV650
21	Toby FINNIS	4	2	5.93 miles	Suzuki SV650

# BMCRC - MRO Championships 2023 - Rnd 7 @ Snetterton



## MRO Minitwins & BMCRC Rookie Minitwins

### RACE 20 - GRID (5 Laps)

ROW 13	39	73	Esteban LECOQ	38	59	Calvin GRIMES	37	8	Stuart ALBON	2:35.858
ROW 12	36	17	Alex BUCHANAN	35	75	Tom SVENSON	34	666	James LLEWELLYN	2:35.675 2:30.378 2:29.819
ROW 11	33	777	Richard HIRST	32	158	Danny BRENNAN	31	47	Tristan BOHANAN	2:20.986 2:20.975 2:19.649
ROW 10	30	10	Ian LAURIE	29	9	Thomas BEDFORD	28	167	Terry SMITH	2:19.016 2:18.366 2:17.228
ROW 9	27	40	Simon WILKINSON	26	78	Tim FRAMPTON	25	104	Jack GRIFFITHS	2:17.227 2:17.061 2:15.411
ROW 8	24	93	Tony BOTTO	23	34	Andrew JOHNSON	22	27	Jack BETTIS	2:14.239 2:13.937 2:13.639
ROW 7	21	910	Harry GOWER	20	26	Piers DARBY	19	281	Daniel FARLEY	2:13.630 2:13.511 2:13.352
ROW 6	18	94	Jonathan KING	17	67	Simon HARVEY	16	15	James SVENSEN	2:13.311 2:13.276 2:13.207
ROW 5	15	45	Terence QUINCE	14	82	Will SALISBURY	13	21	Toby FINNIS	2:12.688 2:11.848 2:11.716
ROW 4	12	33	Steve COSTIN	11	74	Daniel BLACK	10	99	Lee ELLIS	2:11.521 2:10.907 2:10.794
ROW 3	9	81	Malvern MAY	8	4	Andrew DENYER	7	66	Nik BAKER	2:10.580 2:09.777 2:09.244
ROW 2	6	5	Barry MANTELL	5	19	Kevin LILLEY	4	58	Stacey KILLWORTH	2:09.049 2:08.498 2:08.447
ROW 1	3	3	Oliver ARBON	2	1	David TWYFORD	1	22	Darren DOWDS	2:07.990 2:05.503 2:05.296
<b>Pole</b>										

Snetterton 300: 2.9689 miles

These results are provisional until the conclusion of any judicial and technical matters.

Clerk Of Course :	Stewards :	Timekeeper : <i>Craig Smith</i>
-------------------	------------	------------------------------------

Results can be found at [www.tsl-timing.com](http://www.tsl-timing.com)

Printed - 15:22 Saturday, 02 September 2023





# BMCRC - MRO Championships 2023 - Rnd 7 @ Snetterton



## MRO Minitwins & BMCRC Rookie Minitwins

### RACE 20 - CLASSIFICATION

POS	NO	CL	PIC NAME	ENTRY	LAPS	TIME	GAP	DIFF	MPH	BEST	ON
1	1		1 David TWYFORD	Suzuki SV650 - IMP Racing, MHP	5	10:37.726			83.79	2:05.550	5
2	22		2 Darren DOWDS	Suzuki SV650 - sublime dsg Ltd	5	10:38.094	0.368	0.368	83.74	2:05.896	3
3	58		3 Stacey KILLWORTH	Suzuki SV650 - Greenplant/Everns	5	10:50.619	12.893	12.525	82.13	2:08.828	3
4	66		4 Nik BAKER	Suzuki SV650 - K66, DMR customs	5	10:50.663	12.937	0.044	82.13	2:08.623	2
5	3		5 Oliver ARBON	Suzuki SV650 - tt plumbing and heating	5	10:50.771	13.045	0.108	82.11	2:08.194	5
6	19		6 Kevin LILLEY	Suzuki SV650 - Trafalgar Cleaning Eqpt. / Steve Jor	5	10:52.957	15.231	2.186	81.84	2:08.911	3
7	4		7 Andrew DENYER	Suzuki SV650 - me	5	10:57.144	19.418	4.187	81.32	2:09.473	5
8	5		8 Barry MANTELL	Suzuki SV650 - Swedish car connection	5	10:58.580	20.854	1.436	81.14	2:10.173	3
9	99		9 Lee ELLIS	Suzuki SV650 - ATP Motorsport	5	11:11.152	33.426	12.572	79.62	2:11.765	5
10	33		10 Steve COSTIN	Suzuki SV650 -	5	11:12.629	34.903	1.477	79.44	2:11.896	5
11	81		11 Malvern MAY	Suzuki SV650 - IMP racing	5	11:13.298	35.572	0.669	79.37	2:11.990	3
12	21	RMT	1 Toby FINNIS	Suzuki SV650 - NOKA RACING - PRIME/TWT	5	11:14.346	36.620	1.048	79.24	2:11.873	4
13	94	RMT	2 Jonathan KING	Suzuki SV650 -	5	11:17.595	39.869	3.249	78.86	2:12.415	4
14	74		12 Daniel BLACK	Suzuki SV650 - DAD	5	11:19.531	41.805	1.936	78.64	2:12.161	3
15	26		13 Piers DARBY	Suzuki SV650 - Darby Racing	5	11:21.391	43.665	1.860	78.42	2:13.543	3
16	27	RMT	3 Jack BETTIS	Suzuki SV650 - NB Toolmaking	5	11:21.895	44.169	0.504	78.37	2:14.009	5
17	281		14 Daniel FARLEY	Suzuki SV650 - F-TECH FIRE & ELECTRICAL LTD	5	11:22.567	44.841	0.672	78.29	2:14.359	4
18	67	RMT	4 Simon HARVEY	Suzuki SV650 -	5	11:24.881	47.155	2.314	78.02	2:14.500	2
19	34		15 Andrew JOHNSON	Suzuki SV650 - Rose & Charlie Racing	5	11:25.546	47.820	0.665	77.95	2:14.382	3
20	93		16 Tony BOTTO	Suzuki SV650 - TB Motorcycles	5	11:34.304	56.578	8.758	76.96	2:16.623	5
21	45		17 Terence QUINCE	Suzuki SV650 - K&Q, HM Racing, Titan-x	5	11:34.792	57.066	0.488	76.91	2:13.915	3
22	167	RMT	5 Terry SMITH	Suzuki SV650 - IMP Racing	5	11:39.732	1:02.006	4.940	76.37	2:17.276	5
23	40		18 Simon WILKINSON	Suzuki SV650 - S P Wilkinson Engineering Ltd	5	11:40.230	1:02.504	0.498	76.31	2:17.454	4
24	47		19 Tristan BOHANAN	Suzuki SV650 -	5	11:43.591	1:05.865	3.361	75.95	2:18.082	3
25	82	RMT	6 Will SALISBURY	Suzuki SV650 -	5	11:43.664	1:05.938	0.073	75.94	2:14.238	5
26	9		20 Thomas BEDFORD	Suzuki SV650 - AWO Recycling Ltd	5	11:48.603	1:10.877	4.939	75.41	2:18.823	5
27	104	RMT	7 Jack GRIFFITHS	Suzuki SV650 -	5	11:48.701	1:10.975	0.098	75.40	2:17.976	2
28	78		21 Tim FRAMPTON	Suzuki SV650 - K66	5	11:50.903	1:13.177	2.202	75.17	2:16.504	5
29	158		22 Danny BRENNAN	Suzuki SV650 -	5	12:09.452	1:31.726	18.549	73.26	2:21.375	3
30	777	RMT	8 Richard HIRST	Suzuki SV650 - Northern garage conversion	5	12:09.722	1:31.996	0.270	73.23	2:22.181	4
31	59	RMT	9 Calvin GRIMES	Suzuki SV650 -	5	12:10.460	1:32.734	0.738	73.15	2:22.829	5
32	75	RMT	10 Tom SVENSON	Suzuki SV650 -	5	12:31.478	1:53.752	21.018	71.11	2:28.394	4
33	17	RMT	11 Alex BUCHANAN	Suzuki SV650 -	5	13:03.881	2:26.155	32.403	68.17	2:33.214	5
34	8		23 Stuart ALBON	Suzuki SV650 - Winter Sun Skydiving	5	13:04.524	2:26.798	0.643	68.11	2:33.539	4
35	666	RMT	12 James LLEWELLYN	Suzuki SV650 - Tough Films Ltd	5	13:06.492	2:28.766	1.968	67.94	2:33.261	5

#### NOT CLASSIFIED

DNF	15	RMT	James SVENSEN	Suzuki SV650 - Tom Svensen Racing	4	8:59.506	1 Lap	1 Lap	79.24	2:12.299	4
DNF	10	RMT	Ian LAURIE	Suzuki SV 650 -	2	4:48.552	3 Laps	2 Laps	74.08	2:19.161	2

#### FASTEST LAP

1	David TWYFORD	Suzuki SV650 - IMP Racing, MHP	5	2:05.550	85.13 mph	137.00 kph
21	Toby FINNIS	Suzuki SV650 - NOKA RACING - PRIME/TWT	4	2:11.873	81.04 mph	130.43 kph

Class - 92.5% of Race Speed = 77.50 mph  
 Class RMT - 92.5% of Race Speed = 73.29 mph

Weather / Track : Cloudy / Dry

These results are provisional until the conclusion of any judicial and technical matters.

Race Distance: 5 Laps / 14.84 miles

Snetterton 300: 2.9689 miles

Date: 02/09/2023 Start: 18:02 Finish: 18:13

Clerk Of Course :	Stewards :	Timekeeper : <i>Craig Smith</i>
-------------------	------------	------------------------------------

Results can be found at [www.tsl-timing.com](http://www.tsl-timing.com)

Printed - 18:16 Saturday, 02 September 2023



# BMCRC - MRO Championships 2023 - Rnd 7 @ Snetterton

## MRO Minitwins & BMCRC Rookie Minitwins

### RACE 20 - LAP CHART

LAP 1 @ 18:04:56.835			LAP 2 @ 18:07:03.743			LAP 3 @ 18:09:09.639			LAP 4 @ 18:11:15.942			LAP 5 @ 18:13:21.577		
NO	BEHIND	LAP TIME	NO	BEHIND	LAP TIME	NO	BEHIND	LAP TIME	NO	BEHIND	LAP TIME	NO	BEHIND	LAP TIME
22		2:12.984	22		2:06.908	22		2:05.896	22		2:06.303	1		2:05.550
1	0.403	2:13.387	1	0.219	2:06.724	1	0.154	2:05.831	1	0.085	2:06.234	22	0.368	2:06.003
58	1.300	2:14.284	58	3.257	2:08.865	58	6.189	2:08.828	58	9.277	2:09.391	58	12.893	2:09.251
66	2.119	2:15.103	66	3.834	2:08.623	66	6.597	2:08.659	66	9.481	2:09.187	66	12.937	2:09.091
19	3.054	2:16.038	3	4.949	2:08.719	19	8.080	2:08.911	3	10.486	2:08.443	3	13.045	2:08.194
3	3.138	2:16.122	19	5.065	2:08.919	3	8.346	2:09.293	19	11.352	2:09.575	19	15.231	2:09.514
5	3.600	2:16.584	4	6.786	2:09.618	5	11.635	2:10.173	4	15.580	2:10.203	4	19.418	2:09.473
4	4.076	2:17.060	5	7.358	2:10.666	4	11.680	2:10.790	5	15.747	2:10.415	5	20.854	2:10.742
81	4.866	2:17.850	99	13.679	2:14.151	99	21.236	2:13.453	99	27.296	2:12.363	99	33.426	2:11.765
99	6.436	2:19.420	33	13.943	2:14.137	15	21.419	2:13.105	15	27.415	2:12.299	33	34.903	2:11.896
33	6.714	2:19.698	15	14.210	2:13.613	33	21.949	2:13.902	21	27.666	2:11.873	81	35.572	2:12.529
15	7.505	2:20.489	21	15.474	2:13.479	21	22.096	2:12.518	33	28.642	2:12.996	21	36.620	2:14.589
45	8.750	2:21.734	45	16.071	2:14.229	81	22.710	2:11.990	81	28.678	2:12.271	94	39.869	2:13.571
21	8.903	2:21.887	81	16.616	2:18.658	74	23.478	2:12.161	74	31.719	2:14.544	74	41.805	2:15.721
26	9.529	2:22.513	74	17.213	2:13.017	45	24.090	2:13.915	94	31.933	2:12.415	26	43.665	2:15.132
94	9.999	2:22.983	26	17.322	2:14.701	26	24.969	2:13.543	26	34.168	2:15.502	27	44.169	2:14.009
281	10.247	2:23.231	94	17.775	2:14.684	94	25.821	2:13.942	27	35.795	2:14.585	281	44.841	2:14.460
27	10.994	2:23.978	67	18.723	2:14.500	27	27.513	2:14.379	67	35.872	2:14.627	67	47.155	2:16.918
74	11.104	2:24.088	281	18.855	2:15.516	67	27.548	2:14.721	281	36.016	2:14.359	34	47.820	2:14.674
67	11.131	2:24.115	27	19.030	2:14.944	281	27.960	2:15.001	34	38.781	2:15.364	93	56.578	2:16.623
93	12.888	2:25.872	34	21.234	2:14.761	34	29.720	2:14.382	93	45.590	2:17.363	45	57.066	2:14.329
34	13.381	2:26.365	93	23.434	2:17.454	93	34.530	2:16.992	45	48.372	2:30.585	167	1:02.006	2:17.276
40	15.469	2:28.453	40	26.644	2:18.083	40	38.685	2:17.937	40	49.836	2:17.454	40	1:02.504	2:18.303
47	15.830	2:28.814	167	26.871	2:17.843	167	38.834	2:17.859	167	50.365	2:17.834	47	1:05.865	2:19.158
167	15.936	2:28.920	47	27.922	2:19.000	47	40.108	2:18.082	47	52.342	2:18.537	82	1:05.938	2:14.238
10	16.407	2:29.391	10	28.660	2:19.161	104	42.485	2:19.608	104	57.187	2:21.005	9	1:10.877	2:18.823
104	17.705	2:30.689	104	28.773	2:17.976	9	42.734	2:18.839	82	57.335	2:14.361	104	1:10.975	2:19.423
9	17.783	2:30.767	9	29.791	2:18.916	82	49.277	2:14.929	9	57.689	2:21.258	78	1:13.177	2:16.504
158	19.337	2:32.321	78	36.887	2:19.557	78	50.198	2:19.207	78	1:02.308	2:18.413	158	1:31.726	2:23.414
777	20.430	2:33.414	777	37.736	2:24.214	158	55.124	2:21.375	158	1:13.947	2:25.126	777	1:31.996	2:23.241
59	23.246	2:36.230	158	39.645	2:27.216	59	57.707	2:23.062	777	1:14.390	2:22.181	59	1:32.734	2:22.829
75	23.418	2:36.402	82	40.244	2:19.252	777	58.512	2:26.672	59	1:15.540	2:24.136	75	1:53.752	2:29.613
78	24.238	2:37.222	59	40.541	2:24.203	75	1:07.683	2:28.662	75	1:29.774	2:28.394	17	2:26.155	2:33.214
82	27.900	2:40.884	75	44.917	2:28.407	17	1:31.090	2:39.910	17	1:58.576	2:33.789	8	2:26.798	2:33.624
17	29.198	2:42.182	17	57.076	2:34.786	8	1:31.573	2:36.379	8	1:58.809	2:33.539	666	2:28.766	2:33.261
8	31.934	2:44.918	8	1:01.090	2:36.064	666	1:32.554	2:36.941	666	2:01.140	2:34.889			
666	33.399	2:46.383	666	1:01.509	2:35.018									

# BMCRC - MRO Championships 2023 - Rnd 7 @ Snetterton

## MRO Minitwins & BMCRC Rookie Minitwins

### RACE 20 - POSITION CHART

No	Name	Lap Pos	Lap				
			1	2	3	4	5
22	DOWDS	1	22	22	22	22	1
1	TWYFORD	2	1	1	1	1	22
3	ARBON	3	58	58	58	58	58
58	KILLWORTH	4	66	66	66	66	66
19	LILLEY	5	19	3	19	3	3
5	MANTELL	6	3	19	3	19	19
66	BAKER	7	5	4	5	4	4
4	DENYER	8	4	5	4	5	5
81	MAY	9	81	99	99	99	99
99	ELLIS	10	99	33	15	15	33
74	BLACK	11	33	15	33	21	81
33	COSTIN	12	15	21	21	33	21
21	FINNIS	13	45	45	81	81	94
82	SALISBURY	14	21	81	74	74	74
45	QUINCE	15	26	74	45	94	26
15	SVENSEN	16	94	26	26	26	27
67	HARVEY	17	281	94	94	27	281
94	KING	18	27	67	27	67	67
281	FARLEY	19	74	281	67	281	34
26	DARBY	20	67	27	281	34	93
27	BETTIS	21	93	34	34	93	45
34	JOHNSON	22	34	93	93	45	167
93	BOTTO	23	40	40	40	40	40
104	GRIFFITHS	24	47	167	167	167	47
78	FRAMPTON	25	167	47	47	47	82
40	WILKINSON	26	10	10	104	104	9
167	SMITH	27	104	104	9	82	104
9	BEDFORD	28	9	9	82	9	78
10	LAURIE	29	158	78	78	78	158
47	BOHANAN	30	777	777	158	158	777
158	BRENNAN	31	59	158	59	777	59
777	HIRST	32	75	82	777	59	75
666	LLEWELLYN	33	78	59	75	75	17
75	SVENSON	34	82	75	17	17	8
17	BUCHANAN	35	17	17	8	8	666
8	ALBON	36	8	8	666	666	
59	GRIMES	37	666	666			

# BMCRC - MRO Championships 2023 - Rnd 7 @ Snetterton

## MRO Minitwins & BMCRC Rookie Minitwins

### RACE 20 - SECTOR ANALYSIS



SECTOR 1 = FL to I1, SECTOR 2 = I1 to FL, DIFF = Difference To Personal Best Lap, P = Crossed Finish Line in Pit Lane, D = Time Disallowed

P1		1		David TWYFORD		Suzuki SV650 - IMP Racing, MHP	
IDEAL LAP TIME : 2:05.343		BEST LAP TIME : 2:05.550		DIFFERENCE : 0.207			
LAP	SECTOR 1	SECTOR 2	LAP TIME	MPH	DIFF	TIME OF DAY	
1 -		42.404	2:13.387	80.12	7.837	18:04:57.238	
2 -	1:24.637	42.087	2:06.724	84.34	1.174	18:07:03.962	
3 -	<b>1:23.957</b>	41.874	2:05.831 (2)	84.93	0.281	18:09:09.793	
4 -	1:24.474	41.760	2:06.234 (3)	84.66	0.684	18:11:16.027	
5 -	1:24.164	<b>41.386</b>	<b>2:05.550 (1)</b>	<b>85.13</b>		<b>18:13:21.577</b>	

P2		22		Darren DOWDS		Suzuki SV650 - sublime dsg Ltd	
IDEAL LAP TIME : 2:05.623		BEST LAP TIME : 2:05.896		DIFFERENCE : 0.273			
LAP	SECTOR 1	SECTOR 2	LAP TIME	MPH	DIFF	TIME OF DAY	
1 -		42.234	2:12.984	80.37	7.088	18:04:56.835	
2 -	1:24.842	42.066	2:06.908	84.21	1.012	18:07:03.743	
3 -	<b>1:24.041</b>	41.855	<b>2:05.896 (1)</b>	<b>84.89</b>		<b>18:09:09.639</b>	
4 -	1:24.428	41.875	2:06.303 (3)	84.62	0.407	18:11:15.942	
5 -	1:24.421	<b>41.582</b>	2:06.003 (2)	84.82	0.107	18:13:21.945	

P3		58		Stacey KILLWORTH		Suzuki SV650 - Greenplant/Everns	
IDEAL LAP TIME : 2:08.537		BEST LAP TIME : 2:08.828		DIFFERENCE : 0.291			
LAP	SECTOR 1	SECTOR 2	LAP TIME	MPH	DIFF	TIME OF DAY	
1 -		<b>42.235</b>	2:14.284	79.59	5.456	18:04:58.135	
2 -	1:26.376	42.489	2:08.865 (2)	82.94	0.037	18:07:07.000	
3 -	<b>1:26.302</b>	42.526	<b>2:08.828 (1)</b>	<b>82.96</b>		<b>18:09:15.828</b>	
4 -	1:26.838	42.553	2:09.391	82.60	0.563	18:11:25.219	
5 -	1:26.432	42.819	2:09.251 (3)	82.69	0.423	18:13:34.470	

P4		66		Nik BAKER		Suzuki SV650 - K66, DMR customs	
IDEAL LAP TIME : 2:08.381		BEST LAP TIME : 2:08.623		DIFFERENCE : 0.242			
LAP	SECTOR 1	SECTOR 2	LAP TIME	MPH	DIFF	TIME OF DAY	
1 -		42.973	2:15.103	79.11	6.480	18:04:58.954	
2 -	<b>1:26.028</b>	42.595	<b>2:08.623 (1)</b>	<b>83.09</b>		<b>18:07:07.577</b>	
3 -	1:26.306	<b>42.353</b>	2:08.659 (2)	83.07	0.036	18:09:16.236	
4 -	1:26.740	42.447	2:09.187	82.73	0.564	18:11:25.423	
5 -	1:26.117	42.974	2:09.091 (3)	82.79	0.468	18:13:34.514	

P5		3		Oliver ARBON		Suzuki SV650 - tt plumbing and heating	
IDEAL LAP TIME : 2:07.422		BEST LAP TIME : 2:08.194		DIFFERENCE : 0.772			
LAP	SECTOR 1	SECTOR 2	LAP TIME	MPH	DIFF	TIME OF DAY	
1 -		43.626	2:16.122	78.51	7.928	18:04:59.973	
2 -	1:25.762	42.957	2:08.719 (3)	83.03	0.525	18:07:08.692	
3 -	1:26.823	42.470	2:09.293	82.66	1.099	18:09:17.985	
4 -	1:26.063	<b>42.380</b>	2:08.443 (2)	83.21	0.249	18:11:26.428	
5 -	<b>1:25.042</b>	43.152	<b>2:08.194 (1)</b>	<b>83.37</b>		<b>18:13:34.622</b>	

P6		19		Kevin LILLEY		Suzuki SV650 - Trafalgar Cleaning Eqpt. / Steve Jordan Motorc	
IDEAL LAP TIME : 2:08.722		BEST LAP TIME : 2:08.911		DIFFERENCE : 0.189			
LAP	SECTOR 1	SECTOR 2	LAP TIME	MPH	DIFF	TIME OF DAY	
1 -		43.491	2:16.038	78.56	7.127	18:04:59.889	
2 -	<b>1:25.827</b>	43.092	2:08.919 (2)	82.90	0.008	18:07:08.808	
3 -	1:25.965	42.946	<b>2:08.911 (1)</b>	<b>82.91</b>		<b>18:09:17.719</b>	
4 -	1:26.680	<b>42.895</b>	2:09.575	82.48	0.664	18:11:27.294	
5 -	1:26.204	43.310	2:09.514 (3)	82.52	0.603	18:13:36.808	

# BMCRC - MRO Championships 2023 - Rnd 7 @ Snetterton

## MRO Minitwins & BMCRC Rookie Minitwins

### RACE 20 - SECTOR ANALYSIS



SECTOR 1 = FL to I1, SECTOR 2 = I1 to FL, DIFF = Difference To Personal Best Lap, P = Crossed Finish Line in Pit Lane, D = Time Disallowed

P7 4		Andrew DENYER		Suzuki SV650 - me			
IDEAL LAP TIME : 2:09.398		BEST LAP TIME : 2:09.473		DIFFERENCE : 0.075			
LAP	SECTOR 1	SECTOR 2	LAP TIME	MPH	DIFF	TIME OF DAY	
1 -		43.313	2:17.060	77.98	7.587	18:05:00.911	
2 -	1:26.563	<b>43.055</b>	2:09.618 (2)	82.45	0.145	18:07:10.529	
3 -	1:27.015	43.775	2:10.790	81.71	1.317	18:09:21.319	
4 -	1:27.147	43.056	2:10.203 (3)	82.08	0.730	18:11:31.522	
5 -	<b>1:26.343</b>	43.130	<b>2:09.473 (1)</b>	<b>82.55</b>		<b>18:13:40.995</b>	

P8 5		Barry MANTELL		Suzuki SV650 - Swedish car connection			
IDEAL LAP TIME : 2:09.913		BEST LAP TIME : 2:10.173		DIFFERENCE : 0.260			
LAP	SECTOR 1	SECTOR 2	LAP TIME	MPH	DIFF	TIME OF DAY	
1 -		43.939	2:16.584	78.25	6.411	18:05:00.435	
2 -	1:27.245	43.421	2:10.666 (3)	81.79	0.493	18:07:11.101	
3 -	<b>1:27.048</b>	43.125	<b>2:10.173 (1)</b>	<b>82.10</b>		<b>18:09:21.274</b>	
4 -	1:27.244	43.171	2:10.415 (2)	81.95	0.242	18:11:31.689	
5 -	1:27.877	<b>42.865</b>	2:10.742	81.74	0.569	18:13:42.431	

P9 99		Lee ELLIS		Suzuki SV650 - ATP Motorsport			
IDEAL LAP TIME : 2:11.601		BEST LAP TIME : 2:11.765		DIFFERENCE : 0.164			
LAP	SECTOR 1	SECTOR 2	LAP TIME	MPH	DIFF	TIME OF DAY	
1 -		<b>44.006</b>	2:19.420	76.66	7.655	18:05:03.271	
2 -	1:29.009	45.142	2:14.151	79.67	2.386	18:07:17.422	
3 -	1:28.304	45.149	2:13.453 (3)	80.08	1.688	18:09:30.875	
4 -	1:28.222	44.141	2:12.363 (2)	80.74	0.598	18:11:43.238	
5 -	<b>1:27.595</b>	44.170	<b>2:11.765 (1)</b>	<b>81.11</b>		<b>18:13:55.003</b>	

P10 33		Steve COSTIN		Suzuki SV650 -			
IDEAL LAP TIME : 2:11.896		BEST LAP TIME : 2:11.896		DIFFERENCE : 0.000			
LAP	SECTOR 1	SECTOR 2	LAP TIME	MPH	DIFF	TIME OF DAY	
1 -		44.196	2:19.698	76.50	7.802	18:05:03.549	
2 -	1:28.952	45.185	2:14.137	79.68	2.241	18:07:17.686	
3 -	1:29.227	44.675	2:13.902 (3)	79.82	2.006	18:09:31.588	
4 -	1:28.225	44.771	2:12.996 (2)	80.36	1.100	18:11:44.584	
5 -	<b>1:28.015</b>	<b>43.881</b>	<b>2:11.896 (1)</b>	<b>81.03</b>		<b>18:13:56.480</b>	

P11 81		Malvern MAY		Suzuki SV650 - IMP racing			
IDEAL LAP TIME : 2:11.109		BEST LAP TIME : 2:11.990		DIFFERENCE : 0.881			
LAP	SECTOR 1	SECTOR 2	LAP TIME	MPH	DIFF	TIME OF DAY	
1 -		<b>43.301</b>	2:17.850	77.53	5.860	18:05:01.701	
2 -	1:28.495	50.163	2:18.658	77.08	6.668	18:07:20.359	
3 -	1:28.459	43.531	<b>2:11.990 (1)</b>	<b>80.97</b>		<b>18:09:32.349</b>	
4 -	<b>1:27.808</b>	44.463	2:12.271 (2)	80.80	0.281	18:11:44.620	
5 -	1:28.254	44.275	2:12.529 (3)	80.64	0.539	18:13:57.149	

P12 21 RMT		Toby FINNIS		Suzuki SV650 - NOKA RACING - PRIME/TWT			
IDEAL LAP TIME : 2:11.873		BEST LAP TIME : 2:11.873		DIFFERENCE : 0.000			
LAP	SECTOR 1	SECTOR 2	LAP TIME	MPH	DIFF	TIME OF DAY	
1 -		44.684	2:21.887	75.32	10.014	18:05:05.738	
2 -	1:29.129	44.350	2:13.479 (3)	80.07	1.606	18:07:19.217	
3 -	1:28.098	44.420	2:12.518 (2)	80.65	0.645	18:09:31.735	
4 -	<b>1:28.064</b>	<b>43.809</b>	<b>2:11.873 (1)</b>	<b>81.04</b>		<b>18:11:43.608</b>	
5 -	1:30.432	44.157	2:14.589	79.41	2.716	18:13:58.197	

# BMCRC - MRO Championships 2023 - Rnd 7 @ Snetterton

## MRO Minitwins & BMCRC Rookie Minitwins

### RACE 20 - SECTOR ANALYSIS



SECTOR 1 = FL to I1, SECTOR 2 = I1 to FL, DIFF = Difference To Personal Best Lap, P = Crossed Finish Line in Pit Lane, D = Time Disallowed

P13 94 RMT Jonathan KING		Suzuki SV650 -				
IDEAL LAP TIME : 2:12.415		BEST LAP TIME : 2:12.415		DIFFERENCE : 0.000		
LAP	SECTOR 1	SECTOR 2	LAP TIME	MPH	DIFF	TIME OF DAY
1 -		45.117	2:22.983	74.75	10.568	18:05:06.834
2 -	1:29.627	45.057	2:14.684	79.35	2.269	18:07:21.518
3 -	1:29.395	44.547	2:13.942 (3)	79.79	1.527	18:09:35.460
4 -	<b>1:28.349</b>	<b>44.066</b>	<b>2:12.415 (1)</b>	<b>80.71</b>		<b>18:11:47.875</b>
5 -	1:29.136	44.435	2:13.571 (2)	80.01	1.156	18:14:01.446

P14 74 Daniel BLACK		Suzuki SV650 - DAD				
IDEAL LAP TIME : 2:12.161		BEST LAP TIME : 2:12.161		DIFFERENCE : 0.000		
LAP	SECTOR 1	SECTOR 2	LAP TIME	MPH	DIFF	TIME OF DAY
1 -		44.784	2:24.088	74.17	11.927	18:05:07.939
2 -	1:28.710	44.307	2:13.017 (2)	80.35	0.856	18:07:20.956
3 -	<b>1:27.951</b>	<b>44.210</b>	<b>2:12.161 (1)</b>	<b>80.87</b>		<b>18:09:33.117</b>
4 -	1:29.997	44.547	2:14.544 (3)	79.43	2.383	18:11:47.661
5 -	1:31.068	44.653	2:15.721	78.75	3.560	18:14:03.382

P15 26 Piers DARBY		Suzuki SV650 - Darby Racing				
IDEAL LAP TIME : 2:13.266		BEST LAP TIME : 2:13.543		DIFFERENCE : 0.277		
LAP	SECTOR 1	SECTOR 2	LAP TIME	MPH	DIFF	TIME OF DAY
1 -		45.087	2:22.513	74.99	8.970	18:05:06.364
2 -	1:28.995	45.706	2:14.701 (2)	79.34	1.158	18:07:21.065
3 -	<b>1:28.352</b>	45.191	<b>2:13.543 (1)</b>	<b>80.03</b>		<b>18:09:34.608</b>
4 -	1:30.070	45.432	2:15.502	78.87	1.959	18:11:50.110
5 -	1:30.218	<b>44.914</b>	2:15.132 (3)	79.09	1.589	18:14:05.242

P16 27 RMT Jack BETTIS		Suzuki SV650 - NB Toolmaking				
IDEAL LAP TIME : 2:14.009		BEST LAP TIME : 2:14.009		DIFFERENCE : 0.000		
LAP	SECTOR 1	SECTOR 2	LAP TIME	MPH	DIFF	TIME OF DAY
1 -		45.046	2:23.978	74.23	9.969	18:05:07.829
2 -	1:29.646	45.298	2:14.944	79.20	0.935	18:07:22.773
3 -	1:29.547	44.832	2:14.379 (2)	79.53	0.370	18:09:37.152
4 -	1:29.474	45.111	2:14.585 (3)	79.41	0.576	18:11:51.737
5 -	<b>1:29.226</b>	<b>44.783</b>	<b>2:14.009 (1)</b>	<b>79.75</b>		<b>18:14:05.746</b>

P17 281 Daniel FARLEY		Suzuki SV650 - F-TECH FIRE & ELECTRICAL LTD				
IDEAL LAP TIME : 2:14.143		BEST LAP TIME : 2:14.359		DIFFERENCE : 0.216		
LAP	SECTOR 1	SECTOR 2	LAP TIME	MPH	DIFF	TIME OF DAY
1 -		45.027	2:23.231	74.62	8.872	18:05:07.082
2 -	1:30.212	45.304	2:15.516	78.86	1.157	18:07:22.598
3 -	1:30.079	44.922	2:15.001 (3)	79.17	0.642	18:09:37.599
4 -	1:29.813	<b>44.546</b>	<b>2:14.359 (1)</b>	<b>79.54</b>		<b>18:11:51.958</b>
5 -	<b>1:29.597</b>	44.863	2:14.460 (2)	79.48	0.101	18:14:06.418

P18 67 RMT Simon HARVEY		Suzuki SV650 -				
IDEAL LAP TIME : 2:14.260		BEST LAP TIME : 2:14.500		DIFFERENCE : 0.240		
LAP	SECTOR 1	SECTOR 2	LAP TIME	MPH	DIFF	TIME OF DAY
1 -		45.208	2:24.115	74.16	9.615	18:05:07.966
2 -	1:29.682	44.818	<b>2:14.500 (1)</b>	<b>79.46</b>		<b>18:07:22.466</b>
3 -	1:30.103	<b>44.618</b>	2:14.721 (3)	79.33	0.221	18:09:37.187
4 -	1:29.715	44.912	2:14.627 (2)	79.39	0.127	18:11:51.814
5 -	<b>1:29.642</b>	47.276	2:16.918	78.06	2.418	18:14:08.732

# BMCRC - MRO Championships 2023 - Rnd 7 @ Snetterton

## MRO Minitwins & BMCRC Rookie Minitwins

### RACE 20 - SECTOR ANALYSIS



SECTOR 1 = FL to I1, SECTOR 2 = I1 to FL, DIFF = Difference To Personal Best Lap, P = Crossed Finish Line in Pit Lane, D = Time Disallowed

P19 34		Andrew JOHNSON		Suzuki SV650 - Rose & Charlie Racing		
IDEAL LAP TIME : 2:14.332		BEST LAP TIME : 2:14.382		DIFFERENCE : 0.050		
LAP	SECTOR 1	SECTOR 2	LAP TIME	MPH	DIFF	TIME OF DAY
1 -		<b>44.489</b>	2:26.365	73.02	11.983	18:05:10.216
2 -	1:30.110	44.651	2:14.761 (3)	79.31	0.379	18:07:24.977
3 -	<b>1:29.843</b>	44.539	<b>2:14.382 (1)</b>	<b>79.53</b>		<b>18:09:39.359</b>
4 -	1:30.252	45.112	2:15.364	78.95	0.982	18:11:54.723
5 -	1:30.053	44.621	2:14.674 (2)	79.36	0.292	18:14:09.397

P20 93		Tony BOTTO		Suzuki SV650 - TB Motorcycles		
IDEAL LAP TIME : 2:16.623		BEST LAP TIME : 2:16.623		DIFFERENCE : 0.000		
LAP	SECTOR 1	SECTOR 2	LAP TIME	MPH	DIFF	TIME OF DAY
1 -		45.488	2:25.872	73.26	9.249	18:05:09.723
2 -	1:31.642	45.812	2:17.454	77.75	0.831	18:07:27.177
3 -	1:31.415	45.577	2:16.992 (2)	78.01	0.369	18:09:44.169
4 -	1:31.837	45.526	2:17.363 (3)	77.80	0.740	18:12:01.532
5 -	<b>1:31.373</b>	<b>45.250</b>	<b>2:16.623 (1)</b>	<b>78.23</b>		<b>18:14:18.155</b>

P21 45		Terence QUINCE		Suzuki SV650 - K&Q, HM Racing, Titan-x		
IDEAL LAP TIME : 2:13.481		BEST LAP TIME : 2:13.915		DIFFERENCE : 0.434		
LAP	SECTOR 1	SECTOR 2	LAP TIME	MPH	DIFF	TIME OF DAY
1 -		<b>44.603</b>	2:21.734	75.40	7.819	18:05:05.585
2 -	1:29.387	44.842	2:14.229 (2)	79.62	0.314	18:07:19.814
3 -	1:28.952	44.963	<b>2:13.915 (1)</b>	<b>79.81</b>		<b>18:09:33.729</b>
4 -	1:45.980	44.605	2:30.585	70.97	16.670	18:12:04.314
5 -	<b>1:28.878</b>	45.451	2:14.329 (3)	79.56	0.414	18:14:18.643

P22 167 RMT		Terry SMITH		Suzuki SV650 - IMP Racing		
IDEAL LAP TIME : 2:17.276		BEST LAP TIME : 2:17.276		DIFFERENCE : 0.000		
LAP	SECTOR 1	SECTOR 2	LAP TIME	MPH	DIFF	TIME OF DAY
1 -		46.258	2:28.920	71.77	11.644	18:05:12.771
2 -	1:31.964	45.879	2:17.843 (3)	77.53	0.567	18:07:30.614
3 -	1:31.839	46.020	2:17.859	77.52	0.583	18:09:48.473
4 -	1:32.049	45.785	2:17.834 (2)	77.54	0.558	18:12:06.307
5 -	<b>1:31.556</b>	<b>45.720</b>	<b>2:17.276 (1)</b>	<b>77.85</b>		<b>18:14:23.583</b>

P23 40		Simon WILKINSON		Suzuki SV650 - S P Wilkinson Engineering Ltd		
IDEAL LAP TIME : 2:17.312		BEST LAP TIME : 2:17.454		DIFFERENCE : 0.142		
LAP	SECTOR 1	SECTOR 2	LAP TIME	MPH	DIFF	TIME OF DAY
1 -		46.711	2:28.453	71.99	10.999	18:05:12.304
2 -	1:31.635	46.448	2:18.083 (3)	77.40	0.629	18:07:30.387
3 -	<b>1:31.576</b>	46.361	2:17.937 (2)	77.48	0.483	18:09:48.324
4 -	1:31.718	<b>45.736</b>	<b>2:17.454 (1)</b>	<b>77.75</b>		<b>18:12:05.778</b>
5 -	1:31.699	46.604	2:18.303	77.28	0.849	18:14:24.081

P24 47		Tristan BOHANAN		Suzuki SV650 -		
IDEAL LAP TIME : 2:18.019		BEST LAP TIME : 2:18.082		DIFFERENCE : 0.063		
LAP	SECTOR 1	SECTOR 2	LAP TIME	MPH	DIFF	TIME OF DAY
1 -		46.799	2:28.814	71.82	10.732	18:05:12.665
2 -	1:33.033	<b>45.967</b>	2:19.000 (3)	76.89	0.918	18:07:31.665
3 -	<b>1:32.052</b>	46.030	<b>2:18.082 (1)</b>	<b>77.40</b>		<b>18:09:49.747</b>
4 -	1:32.499	46.038	2:18.537 (2)	77.14	0.455	18:12:08.284
5 -	1:32.576	46.582	2:19.158	76.80	1.076	18:14:27.442

# BMCRC - MRO Championships 2023 - Rnd 7 @ Snetterton

## MRO Minitwins & BMCRC Rookie Minitwins

### RACE 20 - SECTOR ANALYSIS



SECTOR 1 = FL to I1, SECTOR 2 = I1 to FL, DIFF = Difference To Personal Best Lap, P = Crossed Finish Line in Pit Lane, D = Time Disallowed

P25 82 RMT		Will SALISBURY		Suzuki SV650 -		
IDEAL LAP TIME : 2:14.100		BEST LAP TIME : 2:14.238		DIFFERENCE : 0.138		
LAP	SECTOR 1	SECTOR 2	LAP TIME	MPH	DIFF	TIME OF DAY
1 -		59.885	2:40.884	66.43	26.646	18:05:24.735
2 -	1:32.372	46.880	2:19.252	76.75	5.014	18:07:43.987
3 -	1:29.988	44.941	2:14.929 (3)	79.21	0.691	18:09:58.916
4 -	<b>1:29.188</b>	45.173	2:14.361 (2)	79.54	0.123	18:12:13.277
5 -	1:29.326	<b>44.912</b>	<b>2:14.238 (1)</b>	<b>79.62</b>		<b>18:14:27.515</b>

P26 9		Thomas BEDFORD		Suzuki SV650 - AWO Recycling Ltd		
IDEAL LAP TIME : 2:18.686		BEST LAP TIME : 2:18.823		DIFFERENCE : 0.137		
LAP	SECTOR 1	SECTOR 2	LAP TIME	MPH	DIFF	TIME OF DAY
1 -		46.656	2:30.767	70.89	11.944	18:05:14.618
2 -	1:32.911	<b>46.005</b>	2:18.916 (3)	76.93	0.093	18:07:33.534
3 -	1:32.709	46.130	2:18.839 (2)	76.98	0.016	18:09:52.373
4 -	1:34.661	46.597	2:21.258	75.66	2.435	18:12:13.631
5 -	<b>1:32.681</b>	46.142	<b>2:18.823 (1)</b>	<b>76.99</b>		<b>18:14:32.454</b>

P27 104 RMT		Jack GRIFFITHS		Suzuki SV650 -		
IDEAL LAP TIME : 2:17.582		BEST LAP TIME : 2:17.976		DIFFERENCE : 0.394		
LAP	SECTOR 1	SECTOR 2	LAP TIME	MPH	DIFF	TIME OF DAY
1 -		46.479	2:30.689	70.92	12.713	18:05:14.540
2 -	<b>1:31.673</b>	46.303	<b>2:17.976 (1)</b>	<b>77.46</b>		<b>18:07:32.516</b>
3 -	1:33.127	46.481	2:19.608 (3)	76.55	1.632	18:09:52.124
4 -	1:34.725	46.280	2:21.005	75.79	3.029	18:12:13.129
5 -	1:33.514	<b>45.909</b>	2:19.423 (2)	76.65	1.447	18:14:32.552

P28 78		Tim FRAMPTON		Suzuki SV650 - K66		
IDEAL LAP TIME : 2:16.504		BEST LAP TIME : 2:16.504		DIFFERENCE : 0.000		
LAP	SECTOR 1	SECTOR 2	LAP TIME	MPH	DIFF	TIME OF DAY
1 -		56.220	2:37.222	67.98	20.718	18:05:21.073
2 -	1:32.626	46.931	2:19.557	76.58	3.053	18:07:40.630
3 -	1:33.071	46.136	2:19.207 (3)	76.77	2.703	18:09:59.837
4 -	1:32.116	46.297	2:18.413 (2)	77.21	1.909	18:12:18.250
5 -	<b>1:31.487</b>	<b>45.017</b>	<b>2:16.504 (1)</b>	<b>78.29</b>		<b>18:14:34.754</b>

P29 158		Danny BRENNAN		Suzuki SV650 -		
IDEAL LAP TIME : 2:21.368		BEST LAP TIME : 2:21.375		DIFFERENCE : 0.007		
LAP	SECTOR 1	SECTOR 2	LAP TIME	MPH	DIFF	TIME OF DAY
1 -		47.335	2:32.321	70.16	10.946	18:05:16.172
2 -	<b>1:34.190</b>	53.026	2:27.216	72.60	5.841	18:07:43.388
3 -	1:34.197	<b>47.178</b>	<b>2:21.375 (1)</b>	<b>75.60</b>		<b>18:10:04.763</b>
4 -	1:36.090	49.036	2:25.126 (3)	73.64	3.751	18:12:29.889
5 -	1:35.391	48.023	2:23.414 (2)	74.52	2.039	18:14:53.303

P30 777 RMT		Richard HIRST		Suzuki SV650 - Northern garage conversion		
IDEAL LAP TIME : 2:22.079		BEST LAP TIME : 2:22.181		DIFFERENCE : 0.102		
LAP	SECTOR 1	SECTOR 2	LAP TIME	MPH	DIFF	TIME OF DAY
1 -		47.436	2:33.414	69.66	11.233	18:05:17.265
2 -	1:35.226	48.988	2:24.214 (3)	74.11	2.033	18:07:41.479
3 -	1:39.399	<b>47.273</b>	2:26.672	72.87	4.491	18:10:08.151
4 -	<b>1:34.806</b>	47.375	<b>2:22.181 (1)</b>	<b>75.17</b>		<b>18:12:30.332</b>
5 -	1:35.413	47.828	2:23.241 (2)	74.61	1.060	18:14:53.573



# BMCRC - MRO Championships 2023 - Rnd 7 @ Snetterton

## MRO Minitwins & BMCRC Rookie Minitwins

### RACE 20 - SECTOR ANALYSIS



SECTOR 1 = FL to I1, SECTOR 2 = I1 to FL, DIFF = Difference To Personal Best Lap, P = Crossed Finish Line in Pit Lane, D = Time Disallowed

P31 59 RMT Calvin GRIMES		Suzuki SV650 -				
IDEAL LAP TIME : 2:22.829		BEST LAP TIME : 2:22.829		DIFFERENCE : 0.000		
LAP	SECTOR 1	SECTOR 2	LAP TIME	MPH	DIFF	TIME OF DAY
1 -		48.436	2:36.230	68.41	13.401	18:05:20.081
2 -	1:36.020	48.183	2:24.203	74.11	1.374	18:07:44.284
3 -	1:35.971	47.091	2:23.062 (2)	74.70	0.233	18:10:07.346
4 -	1:36.881	47.255	2:24.136 (3)	74.15	1.307	18:12:31.482
5 -	<b>1:35.787</b>	<b>47.042</b>	<b>2:22.829 (1)</b>	<b>74.83</b>		<b>18:14:54.311</b>

P32 75 RMT Tom SVENSON		Suzuki SV650 -				
IDEAL LAP TIME : 2:28.258		BEST LAP TIME : 2:28.394		DIFFERENCE : 0.136		
LAP	SECTOR 1	SECTOR 2	LAP TIME	MPH	DIFF	TIME OF DAY
1 -		49.361	2:36.402	68.33	8.008	18:05:20.253
2 -	1:39.038	49.369	2:28.407 (2)	72.01	0.013	18:07:48.660
3 -	1:39.415	<b>49.247</b>	2:28.662 (3)	71.89	0.268	18:10:17.322
4 -	<b>1:39.011</b>	49.383	<b>2:28.394 (1)</b>	<b>72.02</b>		<b>18:12:45.716</b>
5 -	1:40.005	49.608	2:29.613	71.43	1.219	18:15:15.329

P33 17 RMT Alex BUCHANAN		Suzuki SV650 -				
IDEAL LAP TIME : 2:32.971		BEST LAP TIME : 2:33.214		DIFFERENCE : 0.243		
LAP	SECTOR 1	SECTOR 2	LAP TIME	MPH	DIFF	TIME OF DAY
1 -		52.402	2:42.182	65.90	8.968	18:05:26.033
2 -	<b>1:41.161</b>	53.625	2:34.786 (3)	69.05	1.572	18:08:00.819
3 -	1:46.120	53.790	2:39.910	66.83	6.696	18:10:40.729
4 -	1:41.979	<b>51.810</b>	2:33.789 (2)	69.49	0.575	18:13:14.518
5 -	1:41.298	51.916	<b>2:33.214 (1)</b>	<b>69.75</b>		<b>18:15:47.732</b>

P34 8 Stuart ALBON		Suzuki SV650 - Winter Sun Skydiving				
IDEAL LAP TIME : 2:32.498		BEST LAP TIME : 2:33.539		DIFFERENCE : 1.041		
LAP	SECTOR 1	SECTOR 2	LAP TIME	MPH	DIFF	TIME OF DAY
1 -		<b>51.419</b>	2:44.918	64.80	11.379	18:05:28.769
2 -	1:43.983	52.081	2:36.064 (3)	68.48	2.525	18:08:04.833
3 -	1:43.636	52.743	2:36.379	68.34	2.840	18:10:41.212
4 -	1:41.707	51.832	<b>2:33.539 (1)</b>	<b>69.61</b>		<b>18:13:14.751</b>
5 -	<b>1:41.079</b>	52.545	2:33.624 (2)	69.57	0.085	18:15:48.375

P35 666 RMT James LLEWELLYN		Suzuki SV650 - Tough Films Ltd				
IDEAL LAP TIME : 2:33.261		BEST LAP TIME : 2:33.261		DIFFERENCE : 0.000		
LAP	SECTOR 1	SECTOR 2	LAP TIME	MPH	DIFF	TIME OF DAY
1 -		52.466	2:46.383	64.23	13.122	18:05:30.234
2 -	1:42.668	52.350	2:35.018 (3)	68.94	1.757	18:08:05.252
3 -	1:43.629	53.312	2:36.941	68.10	3.680	18:10:42.193
4 -	1:42.671	52.218	2:34.889 (2)	69.00	1.628	18:13:17.082
5 -	<b>1:41.454</b>	<b>51.807</b>	<b>2:33.261 (1)</b>	<b>69.73</b>		<b>18:15:50.343</b>

P36 15 RMT James SVENSEN		Suzuki SV650 - Tom Svensen Racing				
IDEAL LAP TIME : 2:12.045		BEST LAP TIME : 2:12.299		DIFFERENCE : 0.254		
LAP	SECTOR 1	SECTOR 2	LAP TIME	MPH	DIFF	TIME OF DAY
1 -		<b>43.969</b>	2:20.489	76.07	8.190	18:05:04.340
2 -	1:28.529	45.084	2:13.613 (3)	79.99	1.314	18:07:17.953
3 -	1:28.942	44.163	2:13.105 (2)	80.29	0.806	18:09:31.058
4 -	<b>1:28.076</b>	44.223	<b>2:12.299 (1)</b>	<b>80.78</b>		<b>18:11:43.357</b>

# BMCRC - MRO Championships 2023 - Rnd 7 @ Snetterton

## MRO Minitwins & BMCRC Rookie Minitwins

### RACE 20 - SECTOR ANALYSIS



SECTOR 1 = FL to I1, SECTOR 2 = I1 to FL, DIFF = Difference To Personal Best Lap, P = Crossed Finish Line in Pit Lane, D = Time Disallowed

P37 10 RMT Ian LAURIE		Suzuki SV 650 -				
IDEAL LAP TIME : 2:18.753		BEST LAP TIME : 2:19.161		DIFFERENCE : 0.408		
LAP	SECTOR 1	SECTOR 2	LAP TIME	MPH	DIFF	TIME OF DAY
1 -		<b>45.884</b>	2:29.391	71.54	10.230	18:05:13.242
2 -	<b>1:32.869</b>	46.292	<b>2:19.161 (1)</b>	<b>76.80</b>		<b>18:07:32.403</b>

# BMCRC - MRO Championships 2023 - Rnd 7 @ Snetterton

## MRO Minitwins & BMCRC Rookie Minitwins

### RACE 20 - BEST SECTORS

SECTOR 1			SECTOR 2			IDEAL / BEST COMPARISON						
POS	NO	NAME	TIME	NO	NAME	TIME	POS	NO	NAME	IDEAL	BEST	DIFF
1	1	TWYFORD	1:23.957	1	TWYFORD	41.386	1	1	TWYFORD	2:05.343	2:05.550	0.207
2	22	DOWDS	1:24.041	22	DOWDS	41.582	2	22	DOWDS	2:05.623	2:05.896	0.273
3	3	ARBON	1:25.042	58	KILLWORTH	42.235	3	3	ARBON	2:07.422	2:08.194	0.772
4	19	LILLEY	1:25.827	66	BAKER	42.353	4	66	BAKER	2:08.381	2:08.623	0.242
5	66	BAKER	1:26.028	3	ARBON	42.380	5	58	KILLWORTH	2:08.537	2:08.828	0.291
6	58	KILLWORTH	1:26.302	5	MANTELL	42.865	6	19	LILLEY	2:08.722	2:08.911	0.189
7	4	DENYER	1:26.343	19	LILLEY	42.895	7	4	DENYER	2:09.398	2:09.473	0.075
8	5	MANTELL	1:27.048	4	DENYER	43.055	8	5	MANTELL	2:09.913	2:10.173	0.260
9	99	ELLIS	1:27.595	81	MAY	43.301	9	81	MAY	2:11.109	2:11.990	0.881
10	81	MAY	1:27.808	21	FINNIS	43.809	10	99	ELLIS	2:11.601	2:11.765	0.164
11	74	BLACK	1:27.951	33	COSTIN	43.881	11	21	FINNIS	2:11.873	2:11.873	0.000
12	33	COSTIN	1:28.015	15	SVENSEN	43.969	12	33	COSTIN	2:11.896	2:11.896	0.000
13	21	FINNIS	1:28.064	99	ELLIS	44.006	13	15	SVENSEN	2:12.045	2:12.299	0.254
14	15	SVENSEN	1:28.076	94	KING	44.066	14	74	BLACK	2:12.161	2:12.161	0.000
15	94	KING	1:28.349	74	BLACK	44.210	15	94	KING	2:12.415	2:12.415	0.000
16	26	DARBY	1:28.352	34	JOHNSON	44.489	16	26	DARBY	2:13.266	2:13.543	0.277
17	45	QUINCE	1:28.878	281	FARLEY	44.546	17	45	QUINCE	2:13.481	2:13.915	0.434
18	82	SALISBURY	1:29.188	45	QUINCE	44.603	18	27	BETTIS	2:14.009	2:14.009	0.000
19	27	BETTIS	1:29.226	67	HARVEY	44.618	19	82	SALISBURY	2:14.100	2:14.238	0.138
20	281	FARLEY	1:29.597	27	BETTIS	44.783	20	281	FARLEY	2:14.143	2:14.359	0.216
21	67	HARVEY	1:29.642	82	SALISBURY	44.912	21	67	HARVEY	2:14.260	2:14.500	0.240
22	34	JOHNSON	1:29.843	26	DARBY	44.914	22	34	JOHNSON	2:14.332	2:14.382	0.050
23	93	BOTTO	1:31.373	78	FRAMPTON	45.017	23	78	FRAMPTON	2:16.504	2:16.504	0.000
24	78	FRAMPTON	1:31.487	93	BOTTO	45.250	24	93	BOTTO	2:16.623	2:16.623	0.000
25	167	SMITH	1:31.556	167	SMITH	45.720	25	167	SMITH	2:17.276	2:17.276	0.000
26	40	WILKINSON	1:31.576	40	WILKINSON	45.736	26	40	WILKINSON	2:17.312	2:17.454	0.142
27	104	GRIFFITHS	1:31.673	10	LAURIE	45.884	27	104	GRIFFITHS	2:17.582	2:17.976	0.394
28	47	BOHANAN	1:32.052	104	GRIFFITHS	45.909	28	47	BOHANAN	2:18.019	2:18.082	0.063
29	9	BEDFORD	1:32.681	47	BOHANAN	45.967	29	9	BEDFORD	2:18.686	2:18.823	0.137
30	10	LAURIE	1:32.869	9	BEDFORD	46.005	30	10	LAURIE	2:18.753	2:19.161	0.408
31	158	BRENNAN	1:34.190	59	GRIMES	47.042	31	158	BRENNAN	2:21.368	2:21.375	0.007
32	777	HIRST	1:34.806	158	BRENNAN	47.178	32	777	HIRST	2:22.079	2:22.181	0.102
33	59	GRIMES	1:35.787	777	HIRST	47.273	33	59	GRIMES	2:22.829	2:22.829	0.000
34	75	SVENSON	1:39.011	75	SVENSON	49.247	34	75	SVENSON	2:28.258	2:28.394	0.136
35	8	ALBON	1:41.079	8	ALBON	51.419	35	8	ALBON	2:32.498	2:33.539	1.041
36	17	BUCHANAN	1:41.161	666	LLEWELLYN	51.807	36	17	BUCHANAN	2:32.971	2:33.214	0.243
37	666	LLEWELLYN	1:41.454	17	BUCHANAN	51.810	37	666	LLEWELLYN	2:33.261	2:33.261	0.000

# BMCRC - MRO Championships 2023 - Rnd 7 @ Snetterton

## MRO Minitwins & BMCRC Rookie Minitwins

### RACE 20 - STATISTICS

**Competitors Started** 37  
**Planned Start** 2023-09-02 @ 18:20:00.000  
**Actual Start** 2023-09-02 @ 18:02:43.850  
**Finish Time** 2023-09-02 @ 18:13:21.576  
**Track Length** 2.9689mi.  
**Total Laps** 181  
**Total Distance Covered** 537.3729mi.

#### Session Fastest Lap History

NO	CL	NAME	LAP TIME	TIME OF DAY	LAP	VEHICLE
22		Darren DOWDS	<b>2:06.908</b>	18:07:03.748	2	Suzuki SV650
1		David TWYFORD	<b>2:06.724</b>	18:07:03.978	2	Suzuki SV650
22		Darren DOWDS	<b>2:05.896</b>	18:09:09.644	3	Suzuki SV650
1		David TWYFORD	<b>2:05.831</b>	18:09:09.809	3	Suzuki SV650
1		David TWYFORD	<b>2:05.550</b>	18:13:21.593	5	Suzuki SV650

#### Session Leader History

NO	CL	NAME	FROM LAP	LAPS LED	DISTANCE	VEHICLE
22		Darren DOWDS	1	4	11.87 miles	Suzuki SV650
1		David TWYFORD	5	1	2.96 miles	Suzuki SV650

#### Flag History

TYPE	TIME OF DAY
GREEN	18:02:43.850
FINISH	18:13:21.576

#### Flag Statistics

TYPE	COUNT	TOTAL LAPS	TOTAL TIME
Green	1	5	13:11.123
Red	0	0	0.000
Safety Car	0	0	0.000
FCY	0	0	0.000

# BMCRC - MRO Championships 2023 - Rnd 7 @ Snetterton

## MRO Minitwins & BMCRC Rookie Minitwins

### RACE 20 - STATISTICS

CLASS :

23 Starters

#### Fastest Lap History

NO	NAME	LAP TIME	TIME OF DAY	LAP	VEHICLE
22	Darren DOWDS	<b>2:06.908</b>	18:07:03.748	2	Suzuki SV650
1	David TWYFORD	<b>2:06.724</b>	18:07:03.978	2	Suzuki SV650
22	Darren DOWDS	<b>2:05.896</b>	18:09:09.644	3	Suzuki SV650
1	David TWYFORD	<b>2:05.831</b>	18:09:09.809	3	Suzuki SV650
1	David TWYFORD	<b>2:05.550</b>	18:13:21.593	5	Suzuki SV650

#### Leader History

NO	NAME	FROM LAP	LAPS LED	DISTANCE	VEHICLE
22	Darren DOWDS	1	4	11.87 miles	Suzuki SV650
1	David TWYFORD	5	1	2.96 miles	Suzuki SV650

# BMCRC - MRO Championships 2023 - Rnd 7 @ Snetterton

## MRO Minitwins & BMCRC Rookie Minitwins

### RACE 20 - STATISTICS

CLASS : RMT

14 Starters

#### Fastest Lap History

NO	NAME	LAP TIME	TIME OF DAY	LAP	VEHICLE
15	James SVENSEN	2:13.613	18:07:17.960	2	Suzuki SV650
21	Toby FINNIS	2:13.479	18:07:19.243	2	Suzuki SV650
15	James SVENSEN	2:13.105	18:09:31.066	3	Suzuki SV650
21	Toby FINNIS	2:12.518	18:09:31.760	3	Suzuki SV650
15	James SVENSEN	2:12.299	18:11:43.365	4	Suzuki SV650
21	Toby FINNIS	2:11.873	18:11:43.633	4	Suzuki SV650

#### Leader History

NO	NAME	FROM LAP	LAPS LED	DISTANCE	VEHICLE
15	James SVENSEN	1	4	11.87 miles	Suzuki SV650
21	Toby FINNIS	5	1	2.96 miles	Suzuki SV650

# BMCRC - MRO Championships 2023 - Rnd 7 @ Snetterton



## MRO Minitwins & BMCRC Rookie Minitwins

### RACE 10 - GRID (7 Laps)

ROW 13	39	73	Esteban LECOQ	38	910	Harry GOWER	37	8	Stuart ALBON	2:33.539
ROW 12	36	666	James LLEWELLYN	35	17	Alex BUCHANAN	34	75	Tom SVENSON	2:33.261, 2:33.214, 2:28.394
ROW 11	33	59	Calvin GRIMES	32	777	Richard HIRST	31	158	Danny BRENNAN	2:22.829, 2:22.181, 2:21.375
ROW 10	30	10	Ian LAURIE	29	9	Thomas BEDFORD	28	47	Tristan BOHANAN	2:19.161, 2:18.823, 2:18.082
ROW 9	27	104	Jack GRIFFITHS	26	40	Simon WILKINSON	25	167	Terry SMITH	2:17.976, 2:17.454, 2:17.276
ROW 8	24	93	Tony BOTTO	23	78	Tim FRAMPTON	22	67	Simon HARVEY	2:16.623, 2:16.504, 2:14.500
ROW 7	21	34	Andrew JOHNSON	20	281	Daniel FARLEY	19	82	Will SALISBURY	2:14.382, 2:14.359, 2:14.238
ROW 6	18	27	Jack BETTIS	17	45	Terence QUINCE	16	26	Piers DARBY	2:14.009, 2:13.915, 2:13.543
ROW 5	15	94	Jonathan KING	14	15	James SVENSEN	13	74	Daniel BLACK	2:12.415, 2:12.299, 2:12.161
ROW 4	12	81	Malvern MAY	11	33	Steve COSTIN	10	21	Toby FINNIS	2:11.990, 2:11.896, 2:11.873
ROW 3	9	99	Lee ELLIS	8	5	Barry MANTELL	7	4	Andrew DENYER	2:11.765, 2:10.173, 2:09.473
ROW 2	6	19	Kevin LILLEY	5	58	Stacey KILLWORTH	4	66	Nik BAKER	2:08.911, 2:08.828, 2:08.623
ROW 1	3	3	Oliver ARBON	2	22	Darren DOWDS	1	1	David TWYFORD	2:08.194, 2:05.896, 2:05.550
<b>Pole</b>										

Snetterton 300: 2.9689 miles

These results are provisional until the conclusion of any judicial and technical matters.

Clerk Of Course :	Stewards :	Timekeeper : <i>Craig Smith</i>
-------------------	------------	------------------------------------

Results can be found at [www.tsl-timing.com](http://www.tsl-timing.com)

Printed - 18:17 Saturday, 02 September 2023



# BMCRC - MRO Championships 2023 - Rnd 7 @ Snetterton



## MRO Minitwins & BMCRC Rookie Minitwins

### RACE 10 - CLASSIFICATION

POS	NO	CL	PIC NAME	ENTRY	LAPS	TIME	GAP	DIFF	MPH	BEST	ON
1	1		1 David TWYFORD	Suzuki SV650 - IMP Racing, MHP	7	14:43.551			84.67	2:05.210	7
2	22		2 Darren DOWDS	Suzuki SV650 - sublime dsg Ltd	7	14:43.658	0.107	0.107	84.66	2:04.821	3
3	3		3 Oliver ARBON	Suzuki SV650 - tt plumbing and heating	7	15:05.107	21.556	21.449	82.66	2:06.872	7
4	58		4 Stacey KILLWORTH	Suzuki SV650 - Greenplant/Everns	7	15:05.720	22.169	0.613	82.60	2:07.720	6
5	19		5 Kevin LILLEY	Suzuki SV650 - Trafalgar Cleaning Eqpt. / Steve Jo	7	15:08.864	25.313	3.144	82.31	2:08.451	2
6	5		6 Barry MANTELL	Suzuki SV650 - Swedish car connection	7	15:09.109	25.558	0.245	82.29	2:08.323	6
7	66		7 Nik BAKER	Suzuki SV650 - K66, DMR customs	7	15:09.680	26.129	0.571	82.24	2:08.483	6
8	4		8 Andrew DENYER	Suzuki SV650 - me	7	15:17.874	34.323	8.194	81.51	2:09.712	4
9	99		9 Lee ELLIS	Suzuki SV650 - ATP Motorsport	7	15:25.805	42.254	7.931	80.81	2:10.310	2
10	33		10 Steve COSTIN	Suzuki SV650 -	7	15:27.851	44.300	2.046	80.63	2:09.995	6
11	81		11 Malvern MAY	Suzuki SV650 - IMP racing	7	15:27.879	44.328	0.028	80.63	2:09.695	7
12	21	RMT	1 Toby FINNIS	Suzuki SV650 - NOKA RACING - PRIME/TWT	7	15:30.143	46.592	2.264	80.43	2:10.102	6
13	27	RMT	2 Jack BETTIS	Suzuki SV650 - NB Toolmaking	7	15:30.951	47.400	0.808	80.36	2:09.456	6
14	15	RMT	3 James SVENSEN	Suzuki SV650 - Tom Svensen Racing	7	15:33.306	49.755	2.355	80.16	2:11.399	5
15	94	RMT	4 Jonathan KING	Suzuki SV650 -	7	15:37.001	53.450	3.695	79.84	2:11.383	5
16	74		12 Daniel BLACK	Suzuki SV650 - DAD	7	15:43.121	59.570	6.120	79.32	2:12.389	6
17	93		13 Tony BOTTO	Suzuki SV650 - TB Motorcycles	7	15:52.874	1:09.323	9.753	78.51	2:13.662	3
18	34		14 Andrew JOHNSON	Suzuki SV650 - Rose & Charlie Racing	7	15:56.011	1:12.460	3.137	78.25	2:13.085	6
19	281		15 Daniel FARLEY	Suzuki SV650 - F-TECH FIRE & ELECTRICAL LTD	7	15:58.010	1:14.459	1.999	78.09	2:14.545	4
20	26		16 Piers DARBY	Suzuki SV650 - Darby Racing	7	16:02.648	1:19.097	4.638	77.71	2:13.843	3
21	40		17 Simon WILKINSON	Suzuki SV650 - S P Wilkinson Engineering Ltd	7	16:05.787	1:22.236	3.139	77.46	2:15.586	5
22	104	RMT	5 Jack GRIFFITHS	Suzuki SV650 -	7	16:08.500	1:24.949	2.713	77.24	2:15.147	6
23	78		18 Tim FRAMPTON	Suzuki SV650 - K66	7	16:15.736	1:32.185	7.236	76.67	2:15.968	5
24	167	RMT	6 Terry SMITH	Suzuki SV650 - IMP Racing	7	16:15.900	1:32.349	0.164	76.66	2:16.706	6
25	158		19 Danny BRENNAN	Suzuki SV650 -	7	16:32.818	1:49.267	16.918	75.35	2:18.264	3
26	10	RMT	7 Ian LAURIE	Suzuki SV 650 -	7	16:43.828	2:00.277	11.010	74.53	2:19.018	2
27	59	RMT	8 Calvin GRIMES	Suzuki SV650 -	7	16:54.858	2:11.307	11.030	73.72	2:21.675	3
28	47		20 Tristan BOHANAN	Suzuki SV650 -	7	17:04.533	2:20.982	9.675	73.02	2:20.611	4
29	75	RMT	9 Tom SVENSON	Suzuki SV650 -	6	14:51.903	1 Lap	1 Lap	71.90	2:26.045	5
30	17	RMT	10 Alex BUCHANAN	Suzuki SV650 -	6	15:29.126	1 Lap	37.223	69.02	2:31.491	6
31	8		21 Stuart ALBON	Suzuki SV650 - Winter Sun Skydiving	6	15:44.652	1 Lap	15.526	67.88	2:33.520	6

#### NOT CLASSIFIED

DNF	67	RMT	Simon HARVEY	Suzuki SV650 -	6	13:25.112	1 Lap		79.65	2:12.073	3
DNF	777	RMT	Richard HIRST	Suzuki SV650 - Northern garage conversion	5	11:53.382	2 Laps	1 Lap	74.91	2:18.572	5
DNF	45		Terence QUINCE	Suzuki SV650 - K&Q, HM Racing, Titan-x	3	6:50.788	4 Laps	2 Laps	78.05	2:13.640	2
DNF	82	RMT	Will SALISBURY	Suzuki SV650 -	0						
DQ	666	RMT	James LLEWELLYN	Suzuki SV650 - Tough Films Ltd							

#### FASTEST LAP

22			Darren DOWDS	Suzuki SV650 - sublime dsg Ltd	3	2:04.821			85.62 mph	137.80 kph	
27	RMT		Jack BETTIS	Suzuki SV650 - NB Toolmaking	6	2:09.456			82.56 mph	132.86 kph	

**Bike 666 - Disqualified for failing post race technical inspection**

Class - 92.5% of Race Speed = 78.31 mph  
Class RMT - 92.5% of Race Speed = 74.39 mph

Weather / Track : Cloudy / Drying

These results are provisional until the conclusion of any judicial and technical matters.

Race Distance: 7 Laps / 20.78 miles  
Snetterton 300: 2.9689 miles  
Date: 03/09/2023 Start: 12:42 Finish: 12:57

Clerk Of Course :	Stewards :	Timekeeper : <i>Craig Smith</i>
-------------------	------------	------------------------------------

Results can be found at [www.tsl-timing.com](http://www.tsl-timing.com)

Printed - 13:18 Sunday, 03 September 2023





# BMCRC - MRO Championships 2023 - Rnd 7 @ Snetterton

## MRO Minitwins & BMCRC Rookie Minitwins

### RACE 10 - LAP CHART

#### LAP 1 @ 12:44:30.502

NO	BEHIND	LAP TIME
1		2:10.761
22	0.364	2:11.125
3	3.646	2:14.407
58	4.421	2:15.182
19	4.476	2:15.237
66	4.785	2:15.546
5	4.868	2:15.629
4	5.887	2:16.648
99	6.696	2:17.457
15	9.206	2:19.967
81	9.673	2:20.434
21	10.019	2:20.780
26	10.577	2:21.338
74	10.606	2:21.367
33	10.737	2:21.498
45	11.376	2:22.137
94	12.453	2:23.214
67	12.506	2:23.267
27	13.247	2:24.008
93	13.326	2:24.087
34	15.486	2:26.247
281	15.943	2:26.704
78	17.179	2:27.940
167	17.423	2:28.184
40	17.916	2:28.677
104	18.177	2:28.938
10	18.885	2:29.646
158	20.452	2:31.213
47	20.615	2:31.376
777	20.746	2:31.507
59	23.096	2:33.857
75	26.019	2:36.780
666	27.045	2:37.806
17	33.362	2:44.123
8	34.687	2:45.448

#### LAP 2 @ 12:46:35.767

NO	BEHIND	LAP TIME
1		2:05.265
22	0.695	2:05.596
3	6.939	2:08.558
19	7.662	2:08.451
58	7.919	2:08.763
66	8.181	2:08.661
5	8.541	2:08.938
4	10.764	2:10.142
99	11.741	2:10.310
15	16.553	2:12.612
81	16.626	2:12.218
21	17.544	2:12.790
74	17.774	2:12.433
33	17.963	2:12.491
26	19.279	2:13.967
67	19.582	2:12.341
45	19.751	2:13.640
27	19.909	2:11.927
94	20.796	2:13.608
93	22.936	2:14.875
34	25.373	2:15.152
281	26.707	2:16.029
40	29.079	2:16.428
78	29.924	2:18.010
167	30.230	2:18.072

104	30.380	2:17.468
10	32.638	2:19.018
47	36.516	2:21.166
158	36.776	2:21.589
777	37.258	2:21.777
59	40.216	2:22.385
75	47.445	2:26.691
666	49.460	2:27.680
17	1:01.387	2:33.290
8	1:05.210	2:35.788

#### LAP 3 @ 12:48:41.214

NO	BEHIND	LAP TIME
1		2:05.447
22	0.069	2:04.821
3	10.897	2:09.405
19	11.027	2:08.812
58	11.423	2:08.951
66	11.482	2:08.748
5	11.598	2:08.504
4	16.179	2:10.862
99	17.651	2:11.357
81	22.520	2:11.341
15	24.289	2:13.183
33	24.686	2:12.170
21	25.011	2:12.914
74	25.272	2:12.945
67	26.208	2:12.073
27	27.450	2:12.988
26	27.675	2:13.843
94	28.655	2:13.306
45	29.315	2:15.011
93	31.151	2:13.662
34	34.913	2:14.987
281	35.897	2:14.637
40	39.698	2:16.066
78	41.794	2:17.317
104	41.892	2:16.959
167	42.335	2:17.552
10	48.646	2:21.455
158	49.593	2:18.264
47	52.494	2:21.425
777	52.882	2:21.071
59	56.444	2:21.675
75	1:09.310	2:27.312
666	1:12.312	2:28.299
17	1:27.870	2:31.930
8	1:35.043	2:35.280

#### LAP 4 @ 12:50:46.544

NO	BEHIND	LAP TIME
1		2:05.330
22	0.259	2:05.520
3	14.687	2:09.120
58	14.949	2:08.856
5	15.472	2:09.204
19	15.548	2:09.851
66	15.654	2:09.502
4	20.561	2:09.712
99	23.474	2:11.153
81	29.248	2:12.058
33	30.592	2:11.236
15	30.947	2:11.988
21	31.241	2:11.560
74	32.521	2:12.579

67	33.573	2:12.695
27	33.701	2:11.581
94	35.667	2:12.342
26	37.386	2:15.041
93	40.454	2:14.633
34	44.780	2:15.197
281	45.112	2:14.545
40	50.412	2:16.044
104	53.612	2:17.050
167	53.948	2:16.943
78	55.227	2:18.763
158	1:03.429	2:19.166
10	1:04.375	2:21.059
47	1:07.775	2:20.611
777	1:08.007	2:20.455
59	1:13.825	2:22.711
75	1:32.508	2:28.528
666	1:38.169	2:31.187
17	1:56.147	2:33.607

#### LAP 5 @ 12:52:52.233

NO	BEHIND	LAP TIME
1		2:05.689
22	0.328	2:05.758
8	1 Lap	2:38.368
58	17.473	2:08.213
3	18.196	2:09.198
19	18.736	2:08.877
5	19.051	2:09.268
66	19.147	2:09.182
4	24.699	2:09.827
99	29.034	2:11.249
81	34.722	2:11.163
33	35.157	2:10.254
15	36.657	2:11.399
21	36.834	2:11.282
27	38.782	2:10.770
74	39.739	2:12.907
67	40.303	2:12.419
94	41.361	2:11.383
26	47.957	2:16.260
93	49.531	2:14.766
281	54.472	2:15.049
34	54.595	2:15.504
40	1:00.309	2:15.586
104	1:05.081	2:17.158
78	1:05.506	2:15.968
167	1:06.061	2:17.802
158	1:16.426	2:18.686
10	1:19.730	2:21.044
777	1:20.890	2:18.572
47	1:25.582	2:23.496
59	1:31.696	2:23.560
75	1:52.864	2:26.045
666	2:04.370	2:31.890

#### LAP 6 @ 12:54:58.056

NO	BEHIND	LAP TIME
22		2:05.495
1	0.026	2:05.849
17	1 Lap	2:34.685
58	19.370	2:07.720
3	19.920	2:07.547
19	21.443	2:08.530
5	21.551	2:08.323

66	21.807	2:08.483
4	29.573	2:10.697
8	1 Lap	2:36.248
99	34.074	2:10.863
33	39.329	2:09.995
81	39.869	2:10.970
21	41.113	2:10.102
27	42.415	2:09.456
15	43.098	2:12.264
74	46.305	2:12.389
67	46.797	2:12.317
94	47.014	2:11.476
93	59.072	2:15.364
26	1:00.192	2:18.058
34	1:01.857	2:13.085
281	1:03.391	2:14.742
40	1:10.287	2:15.801
104	1:14.405	2:15.147
167	1:16.944	2:16.706
78	1:17.437	2:17.754
158	1:32.060	2:21.457
10	1:38.777	2:24.870
59	1:49.458	2:23.585
47	1:57.546	2:37.787

#### LAP 7 @ 12:57:03.292

NO	BEHIND	LAP TIME
1		2:05.210
22	0.107	2:05.343
75	1 Lap	2:26.547
3	21.556	2:06.872
58	22.169	2:08.035
666	1 Lap	2:31.578
19	25.313	2:09.106
5	25.558	2:09.243
66	26.129	2:09.558
4	34.323	2:09.986
99	42.254	2:13.416
33	44.300	2:10.207
81	44.328	2:09.695
17	1 Lap	2:31.491
21	46.592	2:10.715
27	47.400	2:10.221
15	49.755	2:11.893
94	53.450	2:11.672
74	59.570	2:18.501
8	1 Lap	2:33.520
93	1:09.323	2:15.487
34	1:12.460	2:15.839
281	1:14.459	2:16.304
26	1:19.097	2:24.141
40	1:22.236	2:17.185
104	1:24.949	2:15.780
78	1:32.185	2:19.984
167	1:32.349	2:20.641
158	1:49.267	2:22.443
10	2:00.277	2:26.736
59	2:11.307	2:27.085
47	2:20.982	2:28.672

# BMCRC - MRO Championships 2023 - Rnd 7 @ Snetterton

## MRO Minitwins & BMCRC Rookie Minitwins

### RACE 10 - POSITION CHART

No	Name	Lap Pos	Lap						
			1	2	3	4	5	6	7
1	TWYFORD	1	1	1	1	1	1	22	1
22	DOWDS	2	22	22	22	22	22	1	22
3	ARBON	3	3	3	3	3	58	58	3
66	BAKER	4	58	19	19	58	3	3	58
58	KILLWORTH	5	19	58	58	5	19	19	19
19	LILLEY	6	66	66	66	19	5	5	5
4	DENYER	7	5	5	5	66	66	66	66
5	MANTELL	8	4	4	4	4	4	4	4
99	ELLIS	9	99	99	99	99	99	99	99
21	FINNIS	10	15	15	81	81	81	33	33
33	COSTIN	11	81	81	15	33	33	81	81
81	MAY	12	21	21	33	15	15	21	21
74	BLACK	13	26	74	21	21	21	27	27
15	SVENSEN	14	74	33	74	74	27	15	15
94	KING	15	33	26	67	67	74	74	94
26	DARBY	16	45	67	27	27	67	67	74
45	QUINCE	17	94	45	26	94	94	94	93
27	BETTIS	18	67	27	94	26	26	93	34
82	SALISBURY	19	27	94	45	93	93	26	281
281	FARLEY	20	93	93	93	34	281	34	26
34	JOHNSON	21	34	34	34	281	34	281	40
67	HARVEY	22	281	281	281	40	40	40	104
78	FRAMPTON	23	78	40	40	104	104	104	78
93	BOTTO	24	167	78	78	167	78	167	167
167	SMITH	25	40	167	104	78	167	78	158
40	WILKINSON	26	104	104	167	158	158	158	10
104	GRIFFITHS	27	10	10	10	10	10	10	59
47	BOHANAN	28	158	47	158	47	777	59	47
10	LAURIE	29	47	158	47	777	47	47	
158	BRENNAN	30	777	777	777	59	59	75	
777	HIRST	31	59	59	59	75	75	666	
59	GRIMES	32	75	75	75	666	666	17	
75	SVENSON	33	666	666	666	17	17	8	
17	BUCHANAN	34	17	17	17	8	8		
666	LLEWELLYN	35	8	8	8				
8	ALBON	36							

# BMCRC - MRO Championships 2023 - Rnd 7 @ Snetterton

## MRO Minitwins & BMCRC Rookie Minitwins

### RACE 10 - SECTOR ANALYSIS



SECTOR 1 = FL to I1, SECTOR 2 = I1 to FL, DIFF = Difference To Personal Best Lap, P = Crossed Finish Line in Pit Lane, D = Time Disallowed

P1 1		David TWYFORD		Suzuki SV650 - IMP Racing, MHP			
IDEAL LAP TIME : 2:05.134		BEST LAP TIME : 2:05.210		DIFFERENCE : 0.076			
LAP	SECTOR 1	SECTOR 2	LAP TIME	MPH	DIFF	TIME OF DAY	
1 -		41.810	2:10.761	81.73	5.551	12:44:30.502	
2 -	1:23.858	<b>41.407</b>	2:05.265 (2)	85.32	0.055	12:46:35.767	
3 -	1:23.805	41.642	2:05.447	85.19	0.237	12:48:41.214	
4 -	1:23.732	41.598	2:05.330 (3)	85.27	0.120	12:50:46.544	
5 -	1:23.844	41.845	2:05.689	85.03	0.479	12:52:52.233	
6 -	1:24.084	41.765	2:05.849	84.92	0.639	12:54:58.082	
7 -	<b>1:23.727</b>	41.483	<b>2:05.210 (1)</b>	<b>85.36</b>		<b>12:57:03.292</b>	

P2 22		Darren DOWDS		Suzuki SV650 - sublime dsg Ltd			
IDEAL LAP TIME : 2:04.821		BEST LAP TIME : 2:04.821		DIFFERENCE : 0.000			
LAP	SECTOR 1	SECTOR 2	LAP TIME	MPH	DIFF	TIME OF DAY	
1 -		42.018	2:11.125	81.51	6.304	12:44:30.866	
2 -	1:23.736	41.860	2:05.596	85.09	0.775	12:46:36.462	
3 -	<b>1:23.274</b>	<b>41.547</b>	<b>2:04.821 (1)</b>	<b>85.62</b>		<b>12:48:41.283</b>	
4 -	1:23.728	41.792	2:05.520	85.15	0.699	12:50:46.803	
5 -	1:23.831	41.927	2:05.758	84.98	0.937	12:52:52.561	
6 -	1:23.578	41.917	2:05.495 (3)	85.16	0.674	12:54:58.056	
7 -	1:23.792	41.551	2:05.343 (2)	85.27	0.522	12:57:03.399	

P3 3		Oliver ARBON		Suzuki SV650 - tt plumbing and heating			
IDEAL LAP TIME : 2:06.872		BEST LAP TIME : 2:06.872		DIFFERENCE : 0.000			
LAP	SECTOR 1	SECTOR 2	LAP TIME	MPH	DIFF	TIME OF DAY	
1 -		42.607	2:14.407	79.52	7.535	12:44:34.148	
2 -	1:25.886	42.672	2:08.558 (3)	83.13	1.686	12:46:42.706	
3 -	1:26.204	43.201	2:09.405	82.59	2.533	12:48:52.111	
4 -	1:26.198	42.922	2:09.120	82.77	2.248	12:51:01.231	
5 -	1:26.423	42.775	2:09.198	82.72	2.326	12:53:09.429	
6 -	1:25.086	42.461	2:07.547 (2)	83.79	0.675	12:55:17.976	
7 -	<b>1:24.536</b>	<b>42.336</b>	<b>2:06.872 (1)</b>	<b>84.24</b>		<b>12:57:24.848</b>	

P4 58		Stacey KILLWORTH		Suzuki SV650 - Greenplant/Evems			
IDEAL LAP TIME : 2:07.546		BEST LAP TIME : 2:07.720		DIFFERENCE : 0.174			
LAP	SECTOR 1	SECTOR 2	LAP TIME	MPH	DIFF	TIME OF DAY	
1 -		42.683	2:15.182	79.06	7.462	12:44:34.923	
2 -	1:26.346	42.417	2:08.763	83.00	1.043	12:46:43.686	
3 -	1:25.409	43.542	2:08.951	82.88	1.231	12:48:52.637	
4 -	1:26.126	42.730	2:08.856	82.94	1.136	12:51:01.493	
5 -	1:25.464	42.749	2:08.213 (3)	83.36	0.493	12:53:09.706	
6 -	1:25.577	<b>42.143</b>	<b>2:07.720 (1)</b>	<b>83.68</b>		<b>12:55:17.426</b>	
7 -	<b>1:25.403</b>	42.632	2:08.035 (2)	83.47	0.315	12:57:25.461	

P5 19		Kevin LILLEY		Suzuki SV650 - Trafalgar Cleaning Eqpt. / Steve Jordan Motorc			
IDEAL LAP TIME : 2:08.065		BEST LAP TIME : 2:08.451		DIFFERENCE : 0.386			
LAP	SECTOR 1	SECTOR 2	LAP TIME	MPH	DIFF	TIME OF DAY	
1 -		43.157	2:15.237	79.03	6.786	12:44:34.978	
2 -	1:25.885	42.566	<b>2:08.451 (1)</b>	<b>83.20</b>		<b>12:46:43.429</b>	
3 -	1:25.622	43.190	2:08.812 (3)	82.97	0.361	12:48:52.241	
4 -	1:26.368	43.483	2:09.851	82.31	1.400	12:51:02.092	
5 -	<b>1:25.536</b>	43.341	2:08.877	82.93	0.426	12:53:10.969	
6 -	1:25.741	42.789	2:08.530 (2)	83.15	0.079	12:55:19.499	
7 -	1:26.577	<b>42.529</b>	2:09.106	82.78	0.655	12:57:28.605	

# BMCRC - MRO Championships 2023 - Rnd 7 @ Snetterton

## MRO Minitwins & BMCRC Rookie Minitwins

### RACE 10 - SECTOR ANALYSIS



SECTOR 1 = FL to I1, SECTOR 2 = I1 to FL, DIFF = Difference To Personal Best Lap, P = Crossed Finish Line in Pit Lane, D = Time Disallowed

P6		5		Barry MANTELL		Suzuki SV650 - Swedish car connection	
IDEAL LAP TIME : 2:07.685		BEST LAP TIME : 2:08.323		DIFFERENCE : 0.638			
LAP	SECTOR 1	SECTOR 2	LAP TIME	MPH	DIFF	TIME OF DAY	
1 -		43.139	2:15.629	78.80	7.306	12:44:35.370	
2 -	1:26.116	42.822	2:08.938 (3)	82.89	0.615	12:46:44.308	
3 -	<b>1:25.667</b>	42.837	2:08.504 (2)	83.17	0.181	12:48:52.812	
4 -	1:25.832	43.372	2:09.204	82.72	0.881	12:51:02.016	
5 -	1:25.900	43.368	2:09.268	82.68	0.945	12:53:11.284	
6 -	1:26.122	42.201	<b>2:08.323 (1)</b>	<b>83.29</b>		<b>12:55:19.607</b>	
7 -	1:27.225	<b>42.018</b>	2:09.243	82.69	0.920	12:57:28.850	

P7		66		Nik BAKER		Suzuki SV650 - K66, DMR customs	
IDEAL LAP TIME : 2:07.820		BEST LAP TIME : 2:08.483		DIFFERENCE : 0.663			
LAP	SECTOR 1	SECTOR 2	LAP TIME	MPH	DIFF	TIME OF DAY	
1 -		42.908	2:15.546	78.85	7.063	12:44:35.287	
2 -	1:26.092	42.569	2:08.661 (2)	83.07	0.178	12:46:43.948	
3 -	<b>1:25.864</b>	42.884	2:08.748 (3)	83.01	0.265	12:48:52.696	
4 -	1:26.839	42.663	2:09.502	82.53	1.019	12:51:02.198	
5 -	1:26.810	42.372	2:09.182	82.73	0.699	12:53:11.380	
6 -	1:26.527	<b>41.956</b>	<b>2:08.483 (1)</b>	<b>83.18</b>		<b>12:55:19.863</b>	
7 -	1:26.964	42.594	2:09.558	82.49	1.075	12:57:29.421	

P8		4		Andrew DENYER		Suzuki SV650 - me	
IDEAL LAP TIME : 2:09.512		BEST LAP TIME : 2:09.712		DIFFERENCE : 0.200			
LAP	SECTOR 1	SECTOR 2	LAP TIME	MPH	DIFF	TIME OF DAY	
1 -		43.311	2:16.648	78.21	6.936	12:44:36.389	
2 -	<b>1:26.622</b>	43.520	2:10.142	82.12	0.430	12:46:46.531	
3 -	1:27.933	42.929	2:10.862	81.67	1.150	12:48:57.393	
4 -	1:26.822	<b>42.890</b>	<b>2:09.712 (1)</b>	<b>82.39</b>		<b>12:51:07.105</b>	
5 -	1:26.664	43.163	2:09.827 (2)	82.32	0.115	12:53:16.932	
6 -	1:26.981	43.716	2:10.697	81.77	0.985	12:55:27.629	
7 -	1:26.862	43.124	2:09.986 (3)	82.22	0.274	12:57:37.615	

P9		99		Lee ELLIS		Suzuki SV650 - ATP Motorsport	
IDEAL LAP TIME : 2:10.310		BEST LAP TIME : 2:10.310		DIFFERENCE : 0.000			
LAP	SECTOR 1	SECTOR 2	LAP TIME	MPH	DIFF	TIME OF DAY	
1 -		43.822	2:17.457	77.75	7.147	12:44:37.198	
2 -	<b>1:26.519</b>	<b>43.791</b>	<b>2:10.310 (1)</b>	<b>82.02</b>		<b>12:46:47.508</b>	
3 -	1:27.350	44.007	2:11.357	81.36	1.047	12:48:58.865	
4 -	1:26.917	44.236	2:11.153 (3)	81.49	0.843	12:51:10.018	
5 -	1:26.981	44.268	2:11.249	81.43	0.939	12:53:27.267	
6 -	1:26.997	43.866	2:10.863 (2)	81.67	0.553	12:55:32.130	
7 -	1:28.668	44.748	2:13.416	80.11	3.106	12:57:45.546	

P10		33		Steve COSTIN		Suzuki SV650 -	
IDEAL LAP TIME : 2:09.668		BEST LAP TIME : 2:09.995		DIFFERENCE : 0.327			
LAP	SECTOR 1	SECTOR 2	LAP TIME	MPH	DIFF	TIME OF DAY	
1 -		44.451	2:21.498	75.53	11.503	12:44:41.239	
2 -	1:28.198	44.293	2:12.491	80.67	2.496	12:46:53.730	
3 -	1:28.017	44.153	2:12.170	80.86	2.175	12:49:05.900	
4 -	1:27.642	43.594	2:11.236	81.44	1.241	12:51:17.136	
5 -	1:26.927	43.327	2:10.254 (3)	82.05	0.259	12:53:27.390	
6 -	1:26.915	<b>43.080</b>	<b>2:09.995 (1)</b>	<b>82.21</b>		<b>12:55:37.385</b>	
7 -	<b>1:26.588</b>	43.619	2:10.207 (2)	82.08	0.212	12:57:47.592	

# BMCRC - MRO Championships 2023 - Rnd 7 @ Snetterton

## MRO Minitwins & BMCRC Rookie Minitwins

### RACE 10 - SECTOR ANALYSIS



SECTOR 1 = FL to I1, SECTOR 2 = I1 to FL, DIFF = Difference To Personal Best Lap, P = Crossed Finish Line in Pit Lane, D = Time Disallowed

P11 81 Malvern MAY		Suzuki SV650 - IMP racing				
IDEAL LAP TIME : 2:09.642		BEST LAP TIME : 2:09.695		DIFFERENCE : 0.053		
LAP	SECTOR 1	SECTOR 2	LAP TIME	MPH	DIFF	TIME OF DAY
1 -		44.020	2:20.434	76.10	10.739	12:44:40.175
2 -	1:28.974	43.244	2:12.218	80.83	2.523	12:46:52.393
3 -	1:28.282	43.059	2:11.341	81.37	1.646	12:49:03.734
4 -	1:28.519	43.539	2:12.058	80.93	2.363	12:51:15.792
5 -	1:28.175	<b>42.988</b>	2:11.163 (3)	81.48	1.468	12:53:26.955
6 -	1:27.655	43.315	2:10.970 (2)	81.60	1.275	12:55:37.925
7 -	<b>1:26.654</b>	43.041	<b>2:09.695 (1)</b>	<b>82.40</b>		<b>12:57:47.620</b>

P12 21 RMT Toby FINNIS		Suzuki SV650 - NOKA RACING - PRIME/TWT				
IDEAL LAP TIME : 2:10.102		BEST LAP TIME : 2:10.102		DIFFERENCE : 0.000		
LAP	SECTOR 1	SECTOR 2	LAP TIME	MPH	DIFF	TIME OF DAY
1 -		44.546	2:20.780	75.92	10.678	12:44:40.521
2 -	1:28.631	44.159	2:12.790	80.48	2.688	12:46:53.311
3 -	1:28.500	44.414	2:12.914	80.41	2.812	12:49:06.225
4 -	1:27.704	43.856	2:11.560	81.24	1.458	12:51:17.785
5 -	1:27.547	43.735	2:11.282 (3)	81.41	1.180	12:53:29.067
6 -	<b>1:26.681</b>	<b>43.421</b>	<b>2:10.102 (1)</b>	<b>82.15</b>		<b>12:55:39.169</b>
7 -	1:26.943	43.772	2:10.715 (2)	81.76	0.613	12:57:49.884

P13 27 RMT Jack BETTIS		Suzuki SV650 - NB Toolmaking				
IDEAL LAP TIME : 2:09.305		BEST LAP TIME : 2:09.456		DIFFERENCE : 0.151		
LAP	SECTOR 1	SECTOR 2	LAP TIME	MPH	DIFF	TIME OF DAY
1 -		45.974	2:24.008	74.21	14.552	12:44:43.749
2 -	1:27.953	43.974	2:11.927	81.01	2.471	12:46:55.676
3 -	1:28.699	44.289	2:12.988	80.36	3.532	12:49:08.664
4 -	1:27.369	44.212	2:11.581	81.22	2.125	12:51:20.245
5 -	1:27.041	43.729	2:10.770 (3)	81.73	1.314	12:53:31.015
6 -	<b>1:26.135</b>	43.321	<b>2:09.456 (1)</b>	<b>82.56</b>		<b>12:55:40.471</b>
7 -	1:27.051	<b>43.170</b>	2:10.221 (2)	82.07	0.765	12:57:50.692

P14 15 RMT James SVENSEN		Suzuki SV650 - Tom Svensen Racing				
IDEAL LAP TIME : 2:11.399		BEST LAP TIME : 2:11.399		DIFFERENCE : 0.000		
LAP	SECTOR 1	SECTOR 2	LAP TIME	MPH	DIFF	TIME OF DAY
1 -		44.278	2:19.967	76.36	8.568	12:44:39.708
2 -	1:28.495	44.117	2:12.612	80.59	1.213	12:46:52.320
3 -	1:29.285	43.898	2:13.183	80.25	1.784	12:49:05.503
4 -	1:28.113	43.875	2:11.988 (3)	80.97	0.589	12:51:17.491
5 -	<b>1:27.642</b>	<b>43.757</b>	<b>2:11.399 (1)</b>	<b>81.34</b>		<b>12:53:28.890</b>
6 -	1:27.998	44.266	2:12.264	80.80	0.865	12:55:41.154
7 -	1:28.000	43.893	2:11.893 (2)	81.03	0.494	12:57:53.047

P15 94 RMT Jonathan KING		Suzuki SV650 -				
IDEAL LAP TIME : 2:11.317		BEST LAP TIME : 2:11.383		DIFFERENCE : 0.066		
LAP	SECTOR 1	SECTOR 2	LAP TIME	MPH	DIFF	TIME OF DAY
1 -		45.479	2:23.214	74.63	11.831	12:44:42.955
2 -	1:29.076	44.532	2:13.608	79.99	2.225	12:46:56.563
3 -	1:28.984	44.322	2:13.306	80.17	1.923	12:49:09.869
4 -	1:28.442	43.900	2:12.342	80.76	0.959	12:51:22.211
5 -	<b>1:27.436</b>	43.947	<b>2:11.383 (1)</b>	<b>81.35</b>		<b>12:53:33.594</b>
6 -	1:27.595	<b>43.881</b>	2:11.476 (2)	81.29	0.093	12:55:45.070
7 -	1:27.614	44.058	2:11.672 (3)	81.17	0.289	12:57:56.742

# BMCRC - MRO Championships 2023 - Rnd 7 @ Snetterton

## MRO Minitwins & BMCRC Rookie Minitwins

### RACE 10 - SECTOR ANALYSIS



SECTOR 1 = FL to I1, SECTOR 2 = I1 to FL, DIFF = Difference To Personal Best Lap, P = Crossed Finish Line in Pit Lane, D = Time Disallowed

P16 74		Daniel BLACK		Suzuki SV650 - DAD		
IDEAL LAP TIME : 2:11.876		BEST LAP TIME : 2:12.389		DIFFERENCE : 0.513		
LAP	SECTOR 1	SECTOR 2	LAP TIME	MPH	DIFF	TIME OF DAY
1 -		44.659	2:21.367	75.60	8.978	12:44:41.108
2 -	<b>1:28.167</b>	44.266	2:12.433 (2)	80.70	0.044	12:46:53.541
3 -	1:28.521	44.424	2:12.945	80.39	0.556	12:49:06.486
4 -	1:28.870	<b>43.709</b>	2:12.579 (3)	80.61	0.190	12:51:19.065
5 -	1:28.692	44.215	2:12.907	80.41	0.518	12:53:31.972
6 -	1:28.652	43.737	<b>2:12.389 (1)</b>	<b>80.73</b>		<b>12:55:44.361</b>
7 -	1:33.127	45.374	2:18.501	77.16	6.112	12:58:02.862

P17 93		Tony BOTTO		Suzuki SV650 - TB Motorcycles		
IDEAL LAP TIME : 2:13.662		BEST LAP TIME : 2:13.662		DIFFERENCE : 0.000		
LAP	SECTOR 1	SECTOR 2	LAP TIME	MPH	DIFF	TIME OF DAY
1 -		45.273	2:24.087	74.17	10.425	12:44:43.828
2 -	1:30.032	44.843	2:14.875	79.24	1.213	12:46:58.703
3 -	<b>1:29.135</b>	<b>44.527</b>	<b>2:13.662 (1)</b>	<b>79.96</b>		<b>12:49:12.365</b>
4 -	1:29.777	44.856	2:14.633 (2)	79.38	0.971	12:51:26.998
5 -	1:29.553	45.213	2:14.766 (3)	79.30	1.104	12:53:41.764
6 -	1:30.454	44.910	2:15.364	78.95	1.702	12:55:57.128
7 -	1:30.813	44.674	2:15.487	78.88	1.825	12:58:12.615

P18 34		Andrew JOHNSON		Suzuki SV650 - Rose & Charlie Racing		
IDEAL LAP TIME : 2:13.085		BEST LAP TIME : 2:13.085		DIFFERENCE : 0.000		
LAP	SECTOR 1	SECTOR 2	LAP TIME	MPH	DIFF	TIME OF DAY
1 -		46.399	2:26.247	73.08	13.162	12:44:45.988
2 -	1:30.588	44.564	2:15.152 (3)	79.08	2.067	12:47:01.140
3 -	1:29.922	45.065	2:14.987 (2)	79.17	1.902	12:49:16.127
4 -	1:30.329	44.868	2:15.197	79.05	2.112	12:51:31.324
5 -	1:30.580	44.924	2:15.504	78.87	2.419	12:53:46.828
6 -	<b>1:28.886</b>	<b>44.199</b>	<b>2:13.085 (1)</b>	<b>80.31</b>		<b>12:55:59.913</b>
7 -	1:30.808	45.031	2:15.839	78.68	2.754	12:58:15.752

P19 281		Daniel FARLEY		Suzuki SV650 - F-TECH FIRE & ELECTRICAL LTD		
IDEAL LAP TIME : 2:14.272		BEST LAP TIME : 2:14.545		DIFFERENCE : 0.273		
LAP	SECTOR 1	SECTOR 2	LAP TIME	MPH	DIFF	TIME OF DAY
1 -		47.361	2:26.704	72.85	12.159	12:44:46.445
2 -	1:30.626	45.403	2:16.029	78.57	1.484	12:47:02.474
3 -	<b>1:29.609</b>	45.028	2:14.637 (2)	79.38	0.092	12:49:17.111
4 -	1:29.882	<b>44.663</b>	<b>2:14.545 (1)</b>	<b>79.43</b>		<b>12:51:31.656</b>
5 -	1:29.984	45.065	2:15.049	79.14	0.504	12:53:46.705
6 -	1:29.746	44.996	2:14.742 (3)	79.32	0.197	12:56:01.447
7 -	1:30.807	45.497	2:16.304	78.41	1.759	12:58:17.751

P20 26		Piers DARBY		Suzuki SV650 - Darby Racing		
IDEAL LAP TIME : 2:13.388		BEST LAP TIME : 2:13.843		DIFFERENCE : 0.455		
LAP	SECTOR 1	SECTOR 2	LAP TIME	MPH	DIFF	TIME OF DAY
1 -		<b>44.795</b>	2:21.338	75.62	7.495	12:44:41.079
2 -	1:28.782	45.185	2:13.967 (2)	79.78	0.124	12:46:55.046
3 -	<b>1:28.593</b>	45.250	<b>2:13.843 (1)</b>	<b>79.85</b>		<b>12:49:08.889</b>
4 -	1:29.594	45.447	2:15.041 (3)	79.14	1.198	12:51:23.930
5 -	1:29.967	46.293	2:16.260	78.43	2.417	12:53:40.190
6 -	1:31.983	46.075	2:18.058	77.41	4.215	12:55:58.248
7 -	1:36.799	47.342	2:24.141	74.15	10.298	12:58:22.389

# BMCRC - MRO Championships 2023 - Rnd 7 @ Snetterton

## MRO Minitwins & BMCRC Rookie Minitwins

### RACE 10 - SECTOR ANALYSIS



SECTOR 1 = FL to I1, SECTOR 2 = I1 to FL, DIFF = Difference To Personal Best Lap, P = Crossed Finish Line in Pit Lane, D = Time Disallowed

P21 40		Simon WILKINSON		Suzuki SV650 - S P Wilkinson Engineering Ltd		
IDEAL LAP TIME : 2:15.452		BEST LAP TIME : 2:15.586		DIFFERENCE : 0.134		
LAP	SECTOR 1	SECTOR 2	LAP TIME	MPH	DIFF	TIME OF DAY
1 -		47.158	2:28.677	71.88	13.091	12:44:48.418
2 -	1:30.649	45.779	2:16.428	78.34	0.842	12:47:04.846
3 -	1:30.246	45.820	2:16.066	78.55	0.480	12:49:20.912
4 -	<b>1:30.051</b>	45.993	2:16.044 (3)	78.56	0.458	12:51:36.956
5 -	1:30.064	45.522	<b>2:15.586 (1)</b>	<b>78.82</b>		<b>12:53:52.542</b>
6 -	1:30.400	<b>45.401</b>	2:15.801 (2)	78.70	0.215	12:56:08.343
7 -	1:31.586	45.599	2:17.185	77.90	1.599	12:58:25.528

P22 104 RMT		Jack GRIFFITHS		Suzuki SV650 -		
IDEAL LAP TIME : 2:14.839		BEST LAP TIME : 2:15.147		DIFFERENCE : 0.308		
LAP	SECTOR 1	SECTOR 2	LAP TIME	MPH	DIFF	TIME OF DAY
1 -		45.875	2:28.938	71.76	13.791	12:44:48.679
2 -	1:31.671	45.797	2:17.468	77.74	2.321	12:47:06.147
3 -	1:31.706	45.253	2:16.959 (3)	78.03	1.812	12:49:23.106
4 -	1:31.571	45.479	2:17.050	77.98	1.903	12:51:40.156
5 -	1:31.668	45.490	2:17.158	77.92	2.011	12:53:57.314
6 -	<b>1:30.101</b>	45.046	<b>2:15.147 (1)</b>	<b>79.08</b>		<b>12:56:12.461</b>
7 -	1:31.042	<b>44.738</b>	2:15.780 (2)	78.71	0.633	12:58:28.241

P23 78		Tim FRAMPTON		Suzuki SV650 - K66		
IDEAL LAP TIME : 2:15.968		BEST LAP TIME : 2:15.968		DIFFERENCE : 0.000		
LAP	SECTOR 1	SECTOR 2	LAP TIME	MPH	DIFF	TIME OF DAY
1 -		46.988	2:27.940	72.24	11.972	12:44:47.681
2 -	1:31.471	46.539	2:18.010	77.44	2.042	12:47:05.691
3 -	1:31.206	46.111	2:17.317 (2)	77.83	1.349	12:49:23.008
4 -	1:32.611	46.152	2:18.763	77.02	2.795	12:51:41.771
5 -	<b>1:30.535</b>	<b>45.433</b>	<b>2:15.968 (1)</b>	<b>78.60</b>		<b>12:53:57.739</b>
6 -	1:30.732	47.022	2:17.754 (3)	77.58	1.786	12:56:15.493
7 -	1:33.903	46.081	2:19.984	76.35	4.016	12:58:35.477

P24 167 RMT		Terry SMITH		Suzuki SV650 - IMP Racing		
IDEAL LAP TIME : 2:16.676		BEST LAP TIME : 2:16.706		DIFFERENCE : 0.030		
LAP	SECTOR 1	SECTOR 2	LAP TIME	MPH	DIFF	TIME OF DAY
1 -		46.801	2:28.184	72.12	11.478	12:44:47.925
2 -	1:31.981	46.091	2:18.072	77.40	1.366	12:47:05.997
3 -	1:31.967	45.585	2:17.552 (3)	77.70	0.846	12:49:23.549
4 -	1:31.428	<b>45.515</b>	2:16.943 (2)	78.04	0.237	12:51:40.492
5 -	1:31.789	46.013	2:17.802	77.56	1.096	12:53:58.294
6 -	<b>1:31.161</b>	45.545	<b>2:16.706 (1)</b>	<b>78.18</b>		<b>12:56:15.000</b>
7 -	1:34.553	46.088	2:20.641	75.99	3.935	12:58:35.641

P25 158		Danny BRENNAN		Suzuki SV650 -		
IDEAL LAP TIME : 2:18.051		BEST LAP TIME : 2:18.264		DIFFERENCE : 0.213		
LAP	SECTOR 1	SECTOR 2	LAP TIME	MPH	DIFF	TIME OF DAY
1 -		47.038	2:31.213	70.68	12.949	12:44:50.954
2 -	1:34.243	47.346	2:21.589	75.48	3.325	12:47:12.543
3 -	<b>1:32.172</b>	46.092	<b>2:18.264 (1)</b>	<b>77.30</b>		<b>12:49:30.807</b>
4 -	1:32.824	46.342	2:19.166 (3)	76.80	0.902	12:51:49.973
5 -	1:32.807	<b>45.879</b>	2:18.686 (2)	77.06	0.422	12:54:08.659
6 -	1:34.856	46.601	2:21.457	75.55	3.193	12:56:30.116
7 -	1:34.876	47.567	2:22.443	75.03	4.179	12:58:52.559

# BMCRC - MRO Championships 2023 - Rnd 7 @ Snetterton

## MRO Minitwins & BMCRC Rookie Minitwins

### RACE 10 - SECTOR ANALYSIS



SECTOR 1 = FL to I1, SECTOR 2 = I1 to FL, DIFF = Difference To Personal Best Lap, P = Crossed Finish Line in Pit Lane, D = Time Disallowed

P26		10 RMT		Ian LAURIE		Suzuki SV 650 -	
IDEAL LAP TIME : 2:18.655		BEST LAP TIME : 2:19.018		DIFFERENCE : 0.363			
LAP	SECTOR 1	SECTOR 2	LAP TIME	MPH	DIFF	TIME OF DAY	
1 -		47.011	2:29.646	71.42	10.628	12:44:49.387	
2 -	<b>1:32.315</b>	46.703	<b>2:19.018 (1)</b>	<b>76.88</b>		<b>12:47:08.405</b>	
3 -	1:34.291	47.164	2:21.455	75.55	2.437	12:49:29.860	
4 -	1:34.719	<b>46.340</b>	2:21.059 (3)	75.77	2.041	12:51:50.919	
5 -	1:33.742	47.302	2:21.044 (2)	75.77	2.026	12:54:11.963	
6 -	1:37.307	47.563	2:24.870	73.77	5.852	12:56:36.833	
7 -	1:37.492	49.244	2:26.736	72.83	7.718	12:59:03.569	

P27		59 RMT		Calvin GRIMES		Suzuki SV650 -	
IDEAL LAP TIME : 2:21.675		BEST LAP TIME : 2:21.675		DIFFERENCE : 0.000			
LAP	SECTOR 1	SECTOR 2	LAP TIME	MPH	DIFF	TIME OF DAY	
1 -		48.028	2:33.857	69.46	12.182	12:44:53.598	
2 -	1:35.078	47.307	2:22.385 (2)	75.06	0.710	12:47:15.983	
3 -	<b>1:34.736</b>	<b>46.939</b>	<b>2:21.675 (1)</b>	<b>75.44</b>		<b>12:49:37.658</b>	
4 -	1:35.517	47.194	2:22.711 (3)	74.89	1.036	12:52:00.369	
5 -	1:35.751	47.809	2:23.560	74.45	1.885	12:54:23.929	
6 -	1:36.113	47.472	2:23.585	74.43	1.910	12:56:47.514	
7 -	1:38.452	48.633	2:27.085	72.66	5.410	12:59:14.599	

P28		47		Tristan BOHANAN		Suzuki SV650 -	
IDEAL LAP TIME : 2:20.288		BEST LAP TIME : 2:20.611		DIFFERENCE : 0.323			
LAP	SECTOR 1	SECTOR 2	LAP TIME	MPH	DIFF	TIME OF DAY	
1 -		47.640	2:31.376	70.60	10.765	12:44:51.117	
2 -	1:34.129	47.037	2:21.166 (2)	75.71	0.555	12:47:12.283	
3 -	1:34.658	<b>46.767</b>	2:21.425 (3)	75.57	0.814	12:49:33.708	
4 -	<b>1:33.521</b>	47.090	<b>2:20.611 (1)</b>	<b>76.01</b>		<b>12:51:54.319</b>	
5 -	1:35.339	48.157	2:23.496	74.48	2.885	12:54:17.815	
6 -	1:48.334	49.453	2:37.787	67.73	17.176	12:56:55.602	
7 -	1:39.066	49.606	2:28.672	71.89	8.061	12:59:24.274	

P29		75 RMT		Tom SVENSON		Suzuki SV650 -	
IDEAL LAP TIME : 2:26.045		BEST LAP TIME : 2:26.045		DIFFERENCE : 0.000			
LAP	SECTOR 1	SECTOR 2	LAP TIME	MPH	DIFF	TIME OF DAY	
1 -		49.296	2:36.780	68.17	10.735	12:44:56.521	
2 -	1:37.853	48.838	2:26.691 (3)	72.86	0.646	12:47:23.212	
3 -	1:38.266	49.046	2:27.312	72.55	1.267	12:49:50.524	
4 -	1:38.591	49.937	2:28.528	71.96	2.483	12:52:19.052	
5 -	<b>1:37.357</b>	<b>48.688</b>	<b>2:26.045 (1)</b>	<b>73.18</b>		<b>12:54:45.097</b>	
6 -	1:37.816	48.731	2:26.547 (2)	72.93	0.502	12:57:11.644	

P30		666 RMT		James LLEWELLYN		Suzuki SV650 - Tough Films Ltd	
IDEAL LAP TIME : 2:27.331		BEST LAP TIME : 2:27.680		DIFFERENCE : 0.349			
LAP	SECTOR 1	SECTOR 2	LAP TIME	MPH	DIFF	TIME OF DAY	
1 -		<b>49.057</b>	2:37.806	67.72	10.126	12:44:57.547	
2 -	<b>1:38.274</b>	49.406	<b>2:27.680 (1)</b>	<b>72.37</b>		<b>12:47:25.227</b>	
3 -	1:38.492	49.807	2:28.299 (2)	72.07	0.619	12:49:53.526	
4 -	1:40.221	50.966	2:31.187 (3)	70.69	3.507	12:52:24.713	
5 -	1:41.255	50.635	2:31.890	70.36	4.210	12:54:56.603	
6 -	1:41.145	50.433	2:31.578	70.51	3.898	12:57:28.181	



# BMCRC - MRO Championships 2023 - Rnd 7 @ Snetterton

## MRO Minitwins & BMCRC Rookie Minitwins

### RACE 10 - SECTOR ANALYSIS



SECTOR 1 = FL to I1, SECTOR 2 = I1 to FL, DIFF = Difference To Personal Best Lap, P = Crossed Finish Line in Pit Lane, D = Time Disallowed

P31 17 RMT Alex BUCHANAN		Suzuki SV650 -				
IDEAL LAP TIME : 2:31.439		BEST LAP TIME : 2:31.491		DIFFERENCE : 0.052		
LAP	SECTOR 1	SECTOR 2	LAP TIME	MPH	DIFF	TIME OF DAY
1 -		52.446	2:44.123	65.12	12.632	12:45:03.864
2 -	1:40.307	52.983	2:33.290 (3)	69.72	1.799	12:47:37.154
3 -	<b>1:39.919</b>	52.011	2:31.930 (2)	70.34	0.439	12:50:09.084
4 -	1:41.154	52.453	2:33.607	69.58	2.116	12:52:42.691
5 -	1:41.977	52.708	2:34.685	69.09	3.194	12:55:17.376
6 -	1:39.971	<b>51.520</b>	<b>2:31.491 (1)</b>	<b>70.55</b>		<b>12:57:48.867</b>

P32 8 Stuart ALBON		Suzuki SV650 - Winter Sun Skydiving				
IDEAL LAP TIME : 2:33.520		BEST LAP TIME : 2:33.520		DIFFERENCE : 0.000		
LAP	SECTOR 1	SECTOR 2	LAP TIME	MPH	DIFF	TIME OF DAY
1 -		52.184	2:45.448	64.60	11.928	12:45:05.189
2 -	1:43.304	52.484	2:35.788 (3)	68.60	2.268	12:47:40.977
3 -	1:42.772	52.508	2:35.280 (2)	68.83	1.760	12:50:16.257
4 -	1:46.321	52.047	2:38.368	67.48	4.848	12:52:54.625
5 -	1:43.887	52.361	2:36.248	68.40	2.728	12:55:30.873
6 -	<b>1:42.211</b>	<b>51.309</b>	<b>2:33.520 (1)</b>	<b>69.62</b>		<b>12:58:04.393</b>

P33 67 RMT Simon HARVEY		Suzuki SV650 -				
IDEAL LAP TIME : 2:11.698		BEST LAP TIME : 2:12.073		DIFFERENCE : 0.375		
LAP	SECTOR 1	SECTOR 2	LAP TIME	MPH	DIFF	TIME OF DAY
1 -		45.234	2:23.267	74.60	11.194	12:44:43.008
2 -	1:28.261	44.080	2:12.341 (3)	80.76	0.268	12:46:55.349
3 -	1:28.303	43.770	<b>2:12.073 (1)</b>	<b>80.92</b>		<b>12:49:07.422</b>
4 -	1:28.713	43.982	2:12.695	80.54	0.622	12:51:20.117
5 -	1:28.860	<b>43.559</b>	2:12.419	80.71	0.346	12:53:32.536
6 -	<b>1:28.139</b>	44.178	2:12.317 (2)	80.77	0.244	12:55:44.853

P34 777 RMT Richard HIRST		Suzuki SV650 - Northern garage conversion				
IDEAL LAP TIME : 2:18.572		BEST LAP TIME : 2:18.572		DIFFERENCE : 0.000		
LAP	SECTOR 1	SECTOR 2	LAP TIME	MPH	DIFF	TIME OF DAY
1 -		47.478	2:31.507	70.54	12.935	12:44:51.248
2 -	1:34.514	47.263	2:21.777	75.38	3.205	12:47:13.025
3 -	1:34.298	46.773	2:21.071 (3)	75.76	2.499	12:49:34.096
4 -	1:33.590	46.865	2:20.455 (2)	76.09	1.883	12:51:54.551
5 -	<b>1:32.138</b>	<b>46.434</b>	<b>2:18.572 (1)</b>	<b>77.13</b>		<b>12:54:13.123</b>

P35 45 Terence QUINCE		Suzuki SV650 - K&Q, HM Racing, Titan-x				
IDEAL LAP TIME : 2:13.361		BEST LAP TIME : 2:13.640		DIFFERENCE : 0.279		
LAP	SECTOR 1	SECTOR 2	LAP TIME	MPH	DIFF	TIME OF DAY
1 -		<b>44.362</b>	2:22.137	75.19	8.497	12:44:41.878
2 -	<b>1:28.999</b>	44.641	<b>2:13.640 (1)</b>	<b>79.97</b>		<b>12:46:55.518</b>
3 -	1:30.333	44.678	2:15.011 (2)	79.16	1.371	12:49:10.529

# BMCRC - MRO Championships 2023 - Rnd 7 @ Snetterton

## MRO Minitwins & BMCRC Rookie Minitwins

### RACE 10 - BEST SECTORS

SECTOR 1				SECTOR 2				IDEAL / BEST COMPARISON				
POS	NO	NAME	TIME	NO	NAME	TIME	POS	NO	NAME	IDEAL	BEST	DIFF
									<b>PERFECT LAP</b>	<b>2:04.681</b>		
1	22	DOWDS	1:23.274	1	TWYFORD	41.407	1	22	DOWDS	2:04.821	2:04.821	0.000
2	1	TWYFORD	1:23.727	22	DOWDS	41.547	2	1	TWYFORD	2:05.134	2:05.210	0.076
3	3	ARBON	1:24.536	66	BAKER	41.956	3	3	ARBON	2:06.872	2:06.872	0.000
4	58	KILLWORTH	1:25.403	5	MANTELL	42.018	4	58	KILLWORTH	2:07.546	2:07.720	0.174
5	19	LILLEY	1:25.536	58	KILLWORTH	42.143	5	5	MANTELL	2:07.685	2:08.323	0.638
6	5	MANTELL	1:25.667	3	ARBON	42.336	6	66	BAKER	2:07.820	2:08.483	0.663
7	66	BAKER	1:25.864	19	LILLEY	42.529	7	19	LILLEY	2:08.065	2:08.451	0.386
8	27	BETTIS	1:26.135	4	DENYER	42.890	8	27	BETTIS	2:09.305	2:09.456	0.151
9	99	ELLIS	1:26.519	81	MAY	42.988	9	4	DENYER	2:09.512	2:09.712	0.200
10	33	COSTIN	1:26.588	33	COSTIN	43.080	10	81	MAY	2:09.642	2:09.695	0.053
11	4	DENYER	1:26.622	27	BETTIS	43.170	11	33	COSTIN	2:09.668	2:09.995	0.327
12	81	MAY	1:26.654	21	FINNIS	43.421	12	21	FINNIS	2:10.102	2:10.102	0.000
13	21	FINNIS	1:26.681	67	HARVEY	43.559	13	99	ELLIS	2:10.310	2:10.310	0.000
14	94	KING	1:27.436	74	BLACK	43.709	14	94	KING	2:11.317	2:11.383	0.066
15	15	SVENSEN	1:27.642	15	SVENSEN	43.757	15	15	SVENSEN	2:11.399	2:11.399	0.000
16	67	HARVEY	1:28.139	99	ELLIS	43.791	16	67	HARVEY	2:11.698	2:12.073	0.375
17	74	BLACK	1:28.167	94	KING	43.881	17	74	BLACK	2:11.876	2:12.389	0.513
18	26	DARBY	1:28.593	34	JOHNSON	44.199	18	34	JOHNSON	2:13.085	2:13.085	0.000
19	34	JOHNSON	1:28.886	45	QUINCE	44.362	19	45	QUINCE	2:13.361	2:13.640	0.279
20	45	QUINCE	1:28.999	93	BOTTO	44.527	20	26	DARBY	2:13.388	2:13.843	0.455
21	93	BOTTO	1:29.135	281	FARLEY	44.663	21	93	BOTTO	2:13.662	2:13.662	0.000
22	281	FARLEY	1:29.609	104	GRIFFITHS	44.738	22	281	FARLEY	2:14.272	2:14.545	0.273
23	40	WILKINSON	1:30.051	26	DARBY	44.795	23	104	GRIFFITHS	2:14.839	2:15.147	0.308
24	104	GRIFFITHS	1:30.101	40	WILKINSON	45.401	24	40	WILKINSON	2:15.452	2:15.586	0.134
25	78	FRAMPTON	1:30.535	78	FRAMPTON	45.433	25	78	FRAMPTON	2:15.968	2:15.968	0.000
26	167	SMITH	1:31.161	167	SMITH	45.515	26	167	SMITH	2:16.676	2:16.706	0.030
27	777	HIRST	1:32.138	158	BRENNAN	45.879	27	158	BRENNAN	2:18.051	2:18.264	0.213
28	158	BRENNAN	1:32.172	10	LAURIE	46.340	28	777	HIRST	2:18.572	2:18.572	0.000
29	10	LAURIE	1:32.315	777	HIRST	46.434	29	10	LAURIE	2:18.655	2:19.018	0.363
30	47	BOHANAN	1:33.521	47	BOHANAN	46.767	30	47	BOHANAN	2:20.288	2:20.611	0.323
31	59	GRIMES	1:34.736	59	GRIMES	46.939	31	59	GRIMES	2:21.675	2:21.675	0.000
32	75	SVENSON	1:37.357	75	SVENSON	48.688	32	75	SVENSON	2:26.045	2:26.045	0.000
33	666	LLEWELLYN	1:38.274	666	LLEWELLYN	49.057	33	666	LLEWELLYN	2:27.331	2:27.680	0.349
34	17	BUCHANAN	1:39.919	8	ALBON	51.309	34	17	BUCHANAN	2:31.439	2:31.491	0.052
35	8	ALBON	1:42.211	17	BUCHANAN	51.520	35	8	ALBON	2:33.520	2:33.520	0.000
36												

# BMCRC - MRO Championships 2023 - Rnd 7 @ Snetterton

## MRO Minitwins & BMCRC Rookie Minitwins

### RACE 10 - STATISTICS

**Competitors Started** 36  
**Planned Start** 2023-09-03 @ 12:25:00.000  
**Actual Start** 2023-09-03 @ 12:42:19.741  
**Finish Time** 2023-09-03 @ 12:57:03.291  
**Track Length** 2.9689mi.  
**Total Laps** 234  
**Total Distance Covered** 694.7253mi.

#### Session Fastest Lap History

NO	CL	NAME	LAP TIME	TIME OF DAY	LAP	VEHICLE
1		David TWYFORD	<b>2:05.265</b>	12:46:35.784	2	Suzuki SV650
22		Darren DOWDS	<b>2:04.821</b>	12:48:41.288	3	Suzuki SV650

#### Session Leader History

NO	CL	NAME	FROM LAP	LAPS LED	DISTANCE	VEHICLE
1		David TWYFORD	1	5	14.84 miles	Suzuki SV650
22		Darren DOWDS	6	1	2.96 miles	Suzuki SV650
1		David TWYFORD	7	1	2.96 miles	Suzuki SV650

#### Flag History

TYPE	TIME OF DAY
GREEN	12:42:19.741
FINISH	12:57:03.291

#### Flag Statistics

TYPE	COUNT	TOTAL LAPS	TOTAL TIME
Green	1	7	17:08.052
Red	0	0	0.000
Safety Car	0	0	0.000
FCY	0	0	0.000

# BMCRC - MRO Championships 2023 - Rnd 7 @ Snetterton

## MRO Minitwins & BMCRC Rookie Minitwins

### RACE 10 - STATISTICS

**CLASS :**

22 Starters

#### Fastest Lap History

NO	NAME	LAP TIME	TIME OF DAY	LAP	VEHICLE
1	David TWYFORD	<b>2:05.265</b>	12:46:35.784	2	Suzuki SV650
22	Darren DOWDS	<b>2:04.821</b>	12:48:41.288	3	Suzuki SV650

#### Leader History

NO	NAME	FROM LAP	LAPS LED	DISTANCE	VEHICLE
1	David TWYFORD	1	5	14.84 miles	Suzuki SV650
22	Darren DOWDS	6	1	2.96 miles	Suzuki SV650
1	David TWYFORD	7	1	2.96 miles	Suzuki SV650

# BMCRC - MRO Championships 2023 - Rnd 7 @ Snetterton

## MRO Minitwins & BMCRC Rookie Minitwins

### RACE 10 - STATISTICS

CLASS : RMT

14 Starters

#### Fastest Lap History

NO	NAME	LAP TIME	TIME OF DAY	LAP	VEHICLE
15	James SVENSEN	<b>2:12.612</b>	12:46:52.329	2	Suzuki SV650
67	Simon HARVEY	<b>2:12.341</b>	12:46:55.375	2	Suzuki SV650
27	Jack BETTIS	<b>2:11.927</b>	12:46:55.690	2	Suzuki SV650
21	Toby FINNIS	<b>2:11.560</b>	12:51:17.810	4	Suzuki SV650
15	James SVENSEN	<b>2:11.399</b>	12:53:28.899	5	Suzuki SV650
21	Toby FINNIS	<b>2:11.282</b>	12:53:29.093	5	Suzuki SV650
27	Jack BETTIS	<b>2:10.770</b>	12:53:31.030	5	Suzuki SV650
21	Toby FINNIS	<b>2:10.102</b>	12:55:39.196	6	Suzuki SV650
27	Jack BETTIS	<b>2:09.456</b>	12:55:40.486	6	Suzuki SV650

#### Leader History

NO	NAME	FROM LAP	LAPS LED	DISTANCE	VEHICLE
15	James SVENSEN	1	5	14.84 miles	Suzuki SV650
21	Toby FINNIS	6	2	5.93 miles	Suzuki SV650

# BMCRC - MRO Championships 2023 - Rnd 7 @ Snetterton



## MRO Minitwins & BMCRC Rookie Minitwins

### RACE 21 - GRID (6 Laps)

ROW 13	39	73	Esteban LECOQ	38	910	Harry GOWER	37	9	Thomas BEDFORD
ROW 12	36	666	James LLEWELLYN	35	8	Stuart ALBON	34	17	Alex BUCHANAN
ROW 11	33	75	Tom SVENSON	32	59	Calvin GRIMES	31	47	Tristan BOHANAN
ROW 10	30	10	Ian LAURIE	29	777	Richard HIRST	28	158	Danny BRENNAN
ROW 9	27	167	Terry SMITH	26	78	Tim FRAMPTON	25	82	Will SALISBURY
ROW 8	24	40	Simon WILKINSON	23	104	Jack GRIFFITHS	22	281	Daniel FARLEY
ROW 7	21	26	Piers DARBY	20	93	Tony BOTTO	19	45	Terence QUINCE
ROW 6	18	34	Andrew JOHNSON	17	74	Daniel BLACK	16	67	Simon HARVEY
ROW 5	15	15	James SVENSEN	14	94	Jonathan KING	13	99	Lee ELLIS
ROW 4	12	21	Toby FINNIS	11	33	Steve COSTIN	10	4	Andrew DENYER
ROW 3	9	81	Malvern MAY	8	27	Jack BETTIS	7	66	Nik BAKER
ROW 2	6	19	Kevin LILLEY	5	5	Barry MANTELL	4	58	Stacey KILLWORTH
ROW 1	3	3	Oliver ARBON	2	1	David TWYFORD	1	22	Darren DOWDS
<b>Pole</b>									

Snetterton 300: 2.9689 miles

These results are provisional until the conclusion of any judicial and technical matters.

Clerk Of Course :	Stewards :	Timekeeper : <i>Craig Smith</i>
-------------------	------------	------------------------------------

Results can be found at [www.tsl-timing.com](http://www.tsl-timing.com)

Printed - 13:19 Sunday, 03 September 2023



# BMCRC - MRO Championships 2023 - Rnd 7 @ Snetterton



## MRO Minitwins & BMCRC Rookie Minitwins

### RACE 21 - CLASSIFICATION

POS	NO	CL	PIC NAME	ENTRY	LAPS	TIME	GAP	DIFF	MPH	BEST	ON
1	22		1 Darren DOWDS	Suzuki SV650 - sublime dsg Ltd	6	12:43.351			84.00	2:05.212	6
2	1		2 David TWYFORD	Suzuki SV650 - IMP Racing, MHP	6	12:44.173	0.822	0.822	83.91	2:05.718	5
3	3		3 Oliver ARBON	Suzuki SV650 - tt plumbing and heating	6	12:52.075	8.724	7.902	83.05	2:06.893	2
4	58		4 Stacey KILLWORTH	Suzuki SV650 - Greenplant/Everns	6	12:52.396	9.045	0.321	83.02	2:07.415	4
5	5		5 Barry MANTELL	Suzuki SV650 - Swedish car connection	6	12:57.080	13.729	4.684	82.52	2:08.226	5
6	66		6 Nik BAKER	Suzuki SV650 - K66, DMR customs	6	13:01.459	18.108	4.379	82.06	2:08.035	3
7	19		7 Kevin LILLEY	Suzuki SV650 - Trafalgar Cleaning Eqpt. / Steve Jor	6	13:06.877	23.526	5.418	81.49	2:09.850	3
8	33		8 Steve COSTIN	Suzuki SV650 -	6	13:11.788	28.437	4.911	80.99	2:10.127	4
9	99		9 Lee ELLIS	Suzuki SV650 - ATP Motorsport	6	13:17.120	33.769	5.332	80.45	2:10.868	4
10	4		10 Andrew DENYER	Suzuki SV650 - me	6	13:17.539	34.188	0.419	80.40	2:09.876	4
11	27	RMT	1 Jack BETTIS	Suzuki SV650 - NB Toolmaking	6	13:17.647	34.296	0.108	80.39	2:10.122	4
12	81		11 Malvern MAY	Suzuki SV650 - IMP racing	6	13:17.776	34.425	0.129	80.38	2:10.430	4
13	74		12 Daniel BLACK	Suzuki SV650 - DAD	6	13:18.411	35.060	0.635	80.32	2:10.787	4
14	21	RMT	2 Toby FINNIS	Suzuki SV650 - NOKA RACING - PRIME/TWT	6	13:18.779	35.428	0.368	80.28	2:10.711	4
15	15	RMT	3 James SVENSEN	Suzuki SV650 - Tom Svensen Racing	6	13:22.094	38.743	3.315	79.95	2:11.725	4
16	94	RMT	4 Jonathan KING	Suzuki SV650 -	6	13:26.623	43.272	4.529	79.50	2:12.585	5
17	281		13 Daniel FARLEY	Suzuki SV650 - F-TECH FIRE & ELECTRICAL LTD	6	13:33.989	50.638	7.366	78.78	2:13.237	6
18	34		14 Andrew JOHNSON	Suzuki SV650 - Rose & Charlie Racing	6	13:37.246	53.895	3.257	78.46	2:13.535	5
19	104	RMT	5 Jack GRIFFITHS	Suzuki SV650 -	6	13:42.439	59.088	5.193	77.97	2:14.056	4
20	67	RMT	6 Simon HARVEY	Suzuki SV650 -	6	13:42.817	59.466	0.378	77.93	2:15.341	3
21	93		15 Tony BOTTO	Suzuki SV650 - TB Motorcycles	6	13:43.713	1:00.362	0.896	77.85	2:15.055	4
22	78		16 Tim FRAMPTON	Suzuki SV650 - K66	6	13:55.950	1:12.599	12.237	76.71	2:17.480	5
23	167	RMT	7 Terry SMITH	Suzuki SV650 - IMP Racing	6	14:04.095	1:20.744	8.145	75.97	2:17.134	6
24	47		17 Tristan BOHANAN	Suzuki SV650 -	6	14:12.142	1:28.791	8.047	75.25	2:20.002	4
25	40		18 Simon WILKINSON	Suzuki SV650 - S P Wilkinson Engineering Ltd	6	14:12.269	1:28.918	0.127	75.24	2:17.280	6
26	777	RMT	8 Richard HIRST	Suzuki SV650 - Northern garage conversion	6	14:12.357	1:29.006	0.088	75.23	2:19.110	5
27	158		19 Danny BRENNAN	Suzuki SV650 -	6	14:18.040	1:34.689	5.683	74.73	2:19.710	5
28	10	RMT	9 Ian LAURIE	Suzuki SV 650 -	6	14:23.179	1:39.828	5.139	74.29	2:20.742	2
29	59	RMT	10 Calvin GRIMES	Suzuki SV650 -	6	14:27.378	1:44.027	4.199	73.93	2:21.458	2
30	75	RMT	11 Tom SVENSON	Suzuki SV650 -	6	15:11.880	2:28.529	44.502	70.32	2:29.438	5
31	17	RMT	12 Alex BUCHANAN	Suzuki SV650 -	5	13:02.303	1 Lap	1 Lap	68.31	2:34.288	3
32	8		20 Stuart ALBON	Suzuki SV650 - Winter Sun Skydiving	5	13:18.273	1 Lap	15.970	66.94	2:36.310	2

#### FASTEST LAP

22	Darren DOWDS	Suzuki SV650 - sublime dsg Ltd	6	2:05.212	85.35 mph	137.37 kph
27 RMT	Jack BETTIS	Suzuki SV650 - NB Toolmaking	4	2:10.122	82.13 mph	132.18 kph

Class - 92.5% of Race Speed = 77.70 mph  
 Class RMT - 92.5% of Race Speed = 74.36 mph

Weather / Track : Sunny / Dry

These results are provisional until the conclusion of any judicial and technical matters.

Race Distance: 6 Laps / 17.81 miles  
 Snetterton 300: 2.9689 miles  
 Date: 03/09/2023 Start: 17:17 Finish: 17:30

Clerk Of Course :	Stewards :	Timekeeper : <i>Craig Smith</i>
-------------------	------------	------------------------------------

Results can be found at [www.tsl-timing.com](http://www.tsl-timing.com)

Printed - 17:33 Sunday, 03 September 2023



# BMCRC - MRO Championships 2023 - Rnd 7 @ Snetterton

## MRO Minitwins & BMCRC Rookie Minitwins

### RACE 21 - LAP CHART

#### LAP 1 @ 17:19:40.053

NO	BEHIND	LAP TIME
22		2:13.194
1	0.379	2:13.573
58	0.556	2:13.750
5	0.787	2:13.981
3	0.853	2:14.047
19	2.882	2:16.076
66	2.980	2:16.174
33	4.877	2:18.071
27	5.837	2:19.031
99	6.381	2:19.575
81	6.710	2:19.904
21	6.736	2:19.930
15	7.002	2:20.196
94	8.305	2:21.499
74	8.361	2:21.555
4	9.152	2:22.346
93	10.094	2:23.288
67	10.423	2:23.617
281	10.714	2:23.908
34	11.357	2:24.551
104	12.115	2:25.309
78	13.940	2:27.134
47	15.575	2:28.769
10	15.831	2:29.025
158	17.913	2:31.107
59	18.128	2:31.322
167	18.317	2:31.511
777	19.213	2:32.407
75	24.544	2:37.738
40	25.724	2:38.918
17	29.296	2:42.490
8	31.134	2:44.328

#### LAP 2 @ 17:21:46.921

NO	BEHIND	LAP TIME
22		2:06.868
1	0.235	2:06.724
3	0.878	2:06.893
58	1.711	2:08.023
5	2.790	2:08.871
66	5.048	2:08.936
19	5.979	2:09.965
33	8.745	2:10.736
99	11.335	2:11.822
81	11.603	2:11.761
27	11.944	2:12.975
21	12.015	2:12.147
15	12.886	2:12.752
74	13.124	2:11.631
4	13.815	2:11.531
94	14.589	2:13.152
67	18.967	2:15.412
281	19.130	2:15.284
34	19.304	2:14.815
93	20.375	2:17.149
104	20.947	2:15.700
78	24.640	2:17.568
47	28.891	2:20.184
10	29.705	2:20.742
167	31.176	2:19.727
59	32.718	2:21.458
158	33.194	2:22.149
777	33.498	2:21.153

#### LAP 3 @ 17:23:53.060

NO	BEHIND	LAP TIME
22		2:06.139
1	0.123	2:06.027
3	1.667	2:06.928
58	3.224	2:07.652
5	4.950	2:08.299
66	6.944	2:08.035
19	9.690	2:09.850
33	13.642	2:11.036
81	16.212	2:10.748
99	16.892	2:11.696
21	17.131	2:11.255
27	17.934	2:12.129
74	18.261	2:11.276
4	18.567	2:10.891
15	20.108	2:13.361
94	21.754	2:13.304
281	27.475	2:14.484
67	28.169	2:15.341
34	28.354	2:15.189
93	30.032	2:15.796
104	30.380	2:15.572
78	36.435	2:17.934
47	44.012	2:21.260
167	44.373	2:19.336
10	45.102	2:21.536
777	48.392	2:21.033
158	48.783	2:21.728
59	49.697	2:23.118
40	51.417	2:18.192
75	1:12.538	2:30.635
17	1:26.103	2:34.288
8	1:34.788	2:40.351

#### LAP 4 @ 17:25:59.095

NO	BEHIND	LAP TIME
22		2:06.035
1	0.261	2:06.173
3	2.599	2:06.967
58	4.604	2:07.415
5	7.344	2:08.429
66	9.654	2:08.745
19	13.766	2:10.111
33	17.734	2:10.127
81	20.607	2:10.430
99	21.725	2:10.868
21	21.807	2:10.711
27	22.021	2:10.122
4	22.408	2:09.876
74	23.013	2:10.787
15	25.798	2:11.725
94	29.138	2:13.419
281	35.174	2:13.734
34	36.817	2:14.498
67	37.540	2:15.406
104	38.401	2:14.056
93	39.052	2:15.055
78	48.183	2:17.783
167	56.756	2:18.418

#### LAP 5 @ 17:28:04.998

NO	BEHIND	LAP TIME
22		2:05.903
1	0.076	2:05.718
8	1 Lap	2:39.560
3	4.467	2:07.771
58	6.486	2:07.785
5	9.667	2:08.226
66	12.728	2:08.977
19	18.320	2:10.457
33	22.658	2:10.827
81	26.997	2:12.293
99	27.218	2:11.396
4	27.262	2:10.757
21	27.301	2:11.397
27	27.477	2:11.359
74	28.096	2:10.986
15	32.154	2:12.259
94	35.820	2:12.585
281	42.613	2:13.342
34	44.449	2:13.535
67	48.634	2:16.997
93	49.116	2:15.967
104	49.493	2:16.995
78	59.760	2:17.480
167	1:08.822	2:17.969
47	1:12.327	2:20.251
777	1:15.038	2:19.110
40	1:16.850	2:18.707
10	1:17.093	2:22.677
158	1:17.661	2:19.710
59	1:26.195	2:24.547
75	2:01.177	2:29.438

#### LAP 6 @ 17:30:10.210

NO	BEHIND	LAP TIME
22		2:05.212
1	0.822	2:05.958
3	8.724	2:09.469
58	9.045	2:07.771
5	13.729	2:09.274
66	18.108	2:10.592
17	1 Lap	2:34.951
19	23.526	2:10.418
33	28.437	2:10.991
99	33.769	2:11.763
4	34.188	2:12.138
27	34.296	2:12.031
81	34.425	2:12.640
8	1 Lap	2:37.724
74	35.060	2:12.176
21	35.428	2:13.339
15	38.743	2:11.801
94	43.272	2:12.664
281	50.638	2:13.237
34	53.895	2:14.658

104	59.088	2:14.807
67	59.466	2:16.044
93	1:00.362	2:16.458
78	1:12.599	2:18.051
167	1:20.744	2:17.134
47	1:28.791	2:21.676
40	1:28.918	2:17.280
777	1:29.006	2:19.180
158	1:34.689	2:22.240
10	1:39.828	2:27.947
59	1:44.027	2:23.044
75	2:28.529	2:32.564



# BMCRC - MRO Championships 2023 - Rnd 7 @ Snetterton

## MRO Minitwins & BMCRC Rookie Minitwins

### RACE 21 - POSITION CHART

No	Name	Lap Pos	Lap					
			1	2	3	4	5	6
22	DOWDS	1	22	22	22	22	22	22
1	TWYFORD	2	1	1	1	1	1	1
3	ARBON	3	58	3	3	3	3	3
58	KILLWORTH	4	5	58	58	58	58	58
5	MANTELL	5	3	5	5	5	5	5
19	LILLEY	6	19	66	66	66	66	66
66	BAKER	7	66	19	19	19	19	19
27	BETTIS	8	33	33	33	33	33	33
81	MAY	9	27	99	81	81	81	99
4	DENYER	10	99	81	99	99	99	4
33	COSTIN	11	81	27	21	21	4	27
21	FINNIS	12	21	21	27	27	21	81
99	ELLIS	13	15	15	74	4	27	74
94	KING	14	94	74	4	74	74	21
15	SVENSEN	15	74	4	15	15	15	15
67	HARVEY	16	4	94	94	94	94	94
74	BLACK	17	93	67	281	281	281	281
34	JOHNSON	18	67	281	67	34	34	34
93	BOTTO	19	281	34	34	67	67	104
281	FARLEY	20	34	93	93	104	93	67
104	GRIFFITHS	21	104	104	104	93	104	93
40	WILKINSON	22	78	78	78	78	78	78
78	FRAMPTON	23	47	47	47	167	167	167
167	SMITH	24	10	10	167	47	47	47
158	BRENNAN	25	158	167	10	10	777	40
777	HIRST	26	59	59	777	777	40	777
10	LAURIE	27	167	158	158	158	10	158
47	BOHANAN	28	777	777	59	40	158	10
59	GRIMES	29	75	40	40	59	59	59
75	SVENSON	30	40	75	75	75	75	75
17	BUCHANAN	31	17	17	17	17	17	
8	ALBON	32	8	8	8	8	8	

# BMCRC - MRO Championships 2023 - Rnd 7 @ Snetterton

## MRO Minitwins & BMCRC Rookie Minitwins

### RACE 21 - SECTOR ANALYSIS



SECTOR 1 = FL to I1, SECTOR 2 = I1 to FL, DIFF = Difference To Personal Best Lap, P = Crossed Finish Line in Pit Lane, D = Time Disallowed

P1 22		Darren DOWDS		Suzuki SV650 - sublime dsg Ltd		
IDEAL LAP TIME : 2:05.212		BEST LAP TIME : 2:05.212		DIFFERENCE : 0.000		
LAP	SECTOR 1	SECTOR 2	LAP TIME	MPH	DIFF	TIME OF DAY
1 -		42.768	2:13.194	80.24	7.982	17:19:40.053
2 -	1:24.849	42.019	2:06.868	84.24	1.656	17:21:46.921
3 -	1:24.114	42.025	2:06.139	84.73	0.927	17:23:53.060
4 -	1:24.349	41.686	2:06.035 (3)	84.80	0.823	17:25:59.095
5 -	1:23.990	41.913	2:05.903 (2)	84.89	0.691	17:28:04.998
6 -	<b>1:23.740</b>	<b>41.472</b>	<b>2:05.212 (1)</b>	<b>85.35</b>		<b>17:30:10.210</b>

P2 1		David TWYFORD		Suzuki SV650 - IMP Racing, MHP		
IDEAL LAP TIME : 2:05.427		BEST LAP TIME : 2:05.718		DIFFERENCE : 0.291		
LAP	SECTOR 1	SECTOR 2	LAP TIME	MPH	DIFF	TIME OF DAY
1 -		42.955	2:13.573	80.01	7.855	17:19:40.432
2 -	1:24.657	42.067	2:06.724	84.34	1.006	17:21:47.156
3 -	1:24.008	42.019	2:06.027 (3)	84.80	0.309	17:23:53.183
4 -	1:24.374	41.799	2:06.173	84.70	0.455	17:25:59.356
5 -	<b>1:23.888</b>	41.830	<b>2:05.718 (1)</b>	<b>85.01</b>		<b>17:28:05.074</b>
6 -	1:24.419	<b>41.539</b>	2:05.958 (2)	84.85	0.240	17:30:11.032

P3 3		Oliver ARBON		Suzuki SV650 - tt plumbing and heating		
IDEAL LAP TIME : 2:06.893		BEST LAP TIME : 2:06.893		DIFFERENCE : 0.000		
LAP	SECTOR 1	SECTOR 2	LAP TIME	MPH	DIFF	TIME OF DAY
1 -		42.355	2:14.047	79.73	7.154	17:19:40.906
2 -	<b>1:24.737</b>	<b>42.156</b>	<b>2:06.893 (1)</b>	<b>84.22</b>		<b>17:21:47.799</b>
3 -	1:24.772	<b>42.156</b>	2:06.928 (2)	84.20	0.035	17:23:54.727
4 -	1:24.763	42.204	2:06.967 (3)	84.17	0.074	17:26:01.694
5 -	1:25.308	42.463	2:07.771	83.65	0.878	17:28:09.465
6 -	1:26.545	42.924	2:09.469	82.55	2.576	17:30:18.934

P4 58		Stacey KILLWORTH		Suzuki SV650 - Greenplant/Evems		
IDEAL LAP TIME : 2:07.207		BEST LAP TIME : 2:07.415		DIFFERENCE : 0.208		
LAP	SECTOR 1	SECTOR 2	LAP TIME	MPH	DIFF	TIME OF DAY
1 -		42.608	2:13.750	79.91	6.335	17:19:40.609
2 -	1:25.296	42.727	2:08.023	83.48	0.608	17:21:48.632
3 -	1:25.419	<b>42.233</b>	2:07.652 (2)	83.72	0.237	17:23:56.284
4 -	<b>1:24.974</b>	42.441	<b>2:07.415 (1)</b>	<b>83.88</b>		<b>17:26:03.699</b>
5 -	1:25.318	42.467	2:07.785	83.64	0.370	17:28:11.484
6 -	1:25.081	42.690	2:07.771 (3)	83.65	0.356	17:30:19.255

P5 5		Barry MANTELL		Suzuki SV650 - Swedish car connection		
IDEAL LAP TIME : 2:07.913		BEST LAP TIME : 2:08.226		DIFFERENCE : 0.313		
LAP	SECTOR 1	SECTOR 2	LAP TIME	MPH	DIFF	TIME OF DAY
1 -		<b>42.361</b>	2:13.981	79.77	5.755	17:19:40.840
2 -	1:26.282	42.589	2:08.871	82.93	0.645	17:21:49.711
3 -	1:25.850	42.449	2:08.299 (2)	83.30	0.073	17:23:58.010
4 -	<b>1:25.552</b>	42.877	2:08.429 (3)	83.22	0.203	17:26:06.439
5 -	1:25.743	42.483	<b>2:08.226 (1)</b>	<b>83.35</b>		<b>17:28:14.665</b>
6 -	1:26.171	43.103	2:09.274	82.67	1.048	17:30:23.939

P6 66		Nik BAKER		Suzuki SV650 - K66, DMR customs		
IDEAL LAP TIME : 2:08.035		BEST LAP TIME : 2:08.035		DIFFERENCE : 0.000		
LAP	SECTOR 1	SECTOR 2	LAP TIME	MPH	DIFF	TIME OF DAY
1 -		43.246	2:16.174	78.48	8.139	17:19:43.033
2 -	1:26.252	42.684	2:08.936 (3)	82.89	0.901	17:21:51.969
3 -	<b>1:25.797</b>	<b>42.238</b>	<b>2:08.035 (1)</b>	<b>83.47</b>		<b>17:24:00.004</b>
4 -	1:26.420	42.325	2:08.745 (2)	83.01	0.710	17:26:08.749
5 -	1:26.440	42.537	2:08.977	82.86	0.942	17:28:17.726
6 -	1:27.353	43.239	2:10.592	81.84	2.557	17:30:28.318

# BMCRC - MRO Championships 2023 - Rnd 7 @ Snetterton

## MRO Minitwins & BMCRC Rookie Minitwins

### RACE 21 - SECTOR ANALYSIS



SECTOR 1 = FL to I1, SECTOR 2 = I1 to FL, DIFF = Difference To Personal Best Lap, P = Crossed Finish Line in Pit Lane, D = Time Disallowed

P7 19		Kevin LILLEY		Suzuki SV650 - Trafalgar Cleaning Eqpt. / Steve Jordan Motorc		
IDEAL LAP TIME : 2:09.705		BEST LAP TIME : 2:09.850		DIFFERENCE : 0.145		
LAP	SECTOR 1	SECTOR 2	LAP TIME	MPH	DIFF	TIME OF DAY
1 -		43.346	2:16.076	78.54	6.226	17:19:42.935
2 -	1:26.372	43.593	2:09.965 (2)	82.23	0.115	17:21:52.900
3 -	<b>1:26.367</b>	43.483	<b>2:09.850 (1)</b>	<b>82.31</b>		<b>17:24:02.750</b>
4 -	1:26.773	<b>43.338</b>	2:10.111 (3)	82.14	0.261	17:26:12.861
5 -	1:26.880	43.577	2:10.457	81.92	0.607	17:28:23.318
6 -	1:26.780	43.638	2:10.418	81.95	0.568	17:30:33.736

P8 33		Steve COSTIN		Suzuki SV650 -		
IDEAL LAP TIME : 2:10.127		BEST LAP TIME : 2:10.127		DIFFERENCE : 0.000		
LAP	SECTOR 1	SECTOR 2	LAP TIME	MPH	DIFF	TIME OF DAY
1 -		43.686	2:18.071	77.40	7.944	17:19:44.930
2 -	1:27.041	43.695	2:10.736 (2)	81.75	0.609	17:21:55.666
3 -	1:27.363	43.673	2:11.036	81.56	0.909	17:24:06.702
4 -	<b>1:26.610</b>	<b>43.517</b>	<b>2:10.127 (1)</b>	<b>82.13</b>		<b>17:26:16.829</b>
5 -	1:27.100	43.727	2:10.827 (3)	81.69	0.700	17:28:27.656
6 -	1:26.901	44.090	2:10.991	81.59	0.864	17:30:38.647

P9 99		Lee ELLIS		Suzuki SV650 - ATP Motorsport		
IDEAL LAP TIME : 2:10.740		BEST LAP TIME : 2:10.868		DIFFERENCE : 0.128		
LAP	SECTOR 1	SECTOR 2	LAP TIME	MPH	DIFF	TIME OF DAY
1 -		44.513	2:19.575	76.57	8.707	17:19:46.434
2 -	1:27.523	44.299	2:11.822	81.07	0.954	17:21:58.256
3 -	1:27.634	<b>44.062</b>	2:11.696 (3)	81.15	0.828	17:24:09.952
4 -	<b>1:26.678</b>	44.190	<b>2:10.868 (1)</b>	<b>81.67</b>		<b>17:26:20.820</b>
5 -	1:27.136	44.260	2:11.396 (2)	81.34	0.528	17:28:32.216
6 -	1:27.401	44.362	2:11.763	81.11	0.895	17:30:43.979

P10 4		Andrew DENYER		Suzuki SV650 - me		
IDEAL LAP TIME : 2:09.167		BEST LAP TIME : 2:09.876		DIFFERENCE : 0.709		
LAP	SECTOR 1	SECTOR 2	LAP TIME	MPH	DIFF	TIME OF DAY
1 -		45.532	2:22.346	75.08	12.470	17:19:49.205
2 -	1:27.955	43.576	2:11.531	81.25	1.655	17:22:00.736
3 -	1:27.806	<b>43.085</b>	2:10.891 (3)	81.65	1.015	17:24:11.627
4 -	<b>1:26.082</b>	43.794	<b>2:09.876 (1)</b>	<b>82.29</b>		<b>17:26:21.503</b>
5 -	1:26.580	44.177	2:10.757 (2)	81.74	0.881	17:28:32.260
6 -	1:27.843	44.295	2:12.138	80.88	2.262	17:30:44.398

P11 27 RMT		Jack BETTIS		Suzuki SV650 - NB Toolmaking		
IDEAL LAP TIME : 2:10.122		BEST LAP TIME : 2:10.122		DIFFERENCE : 0.000		
LAP	SECTOR 1	SECTOR 2	LAP TIME	MPH	DIFF	TIME OF DAY
1 -		44.102	2:19.031	76.87	8.909	17:19:45.890
2 -	1:28.233	44.742	2:12.975	80.37	2.853	17:21:58.865
3 -	1:27.889	44.240	2:12.129	80.89	2.007	17:24:10.994
4 -	<b>1:26.440</b>	<b>43.682</b>	<b>2:10.122 (1)</b>	<b>82.13</b>		<b>17:26:21.116</b>
5 -	1:27.166	44.193	2:11.359 (2)	81.36	1.237	17:28:32.475
6 -	1:28.137	43.894	2:12.031 (3)	80.95	1.909	17:30:44.506

P12 81		Malvern MAY		Suzuki SV650 - IMP racing		
IDEAL LAP TIME : 2:10.430		BEST LAP TIME : 2:10.430		DIFFERENCE : 0.000		
LAP	SECTOR 1	SECTOR 2	LAP TIME	MPH	DIFF	TIME OF DAY
1 -		44.509	2:19.904	76.39	9.474	17:19:46.763
2 -	1:27.599	44.162	2:11.761 (3)	81.11	1.331	17:21:58.524
3 -	1:27.456	43.292	2:10.748 (2)	81.74	0.318	17:24:09.272
4 -	<b>1:27.268</b>	<b>43.162</b>	<b>2:10.430 (1)</b>	<b>81.94</b>		<b>17:26:19.702</b>
5 -	1:27.740	44.553	2:12.293	80.79	1.863	17:28:31.995
6 -	1:28.092	44.548	2:12.640	80.57	2.210	17:30:44.635

# BMCRC - MRO Championships 2023 - Rnd 7 @ Snetterton

## MRO Minitwins & BMCRC Rookie Minitwins

### RACE 21 - SECTOR ANALYSIS



SECTOR 1 = FL to I1, SECTOR 2 = I1 to FL, DIFF = Difference To Personal Best Lap, P = Crossed Finish Line in Pit Lane, D = Time Disallowed

P13 74		Daniel BLACK		Suzuki SV650 - DAD		
IDEAL LAP TIME : 2:10.604		BEST LAP TIME : 2:10.787		DIFFERENCE : 0.183		
LAP	SECTOR 1	SECTOR 2	LAP TIME	MPH	DIFF	TIME OF DAY
1 -		44.986	2:21.555	75.50	10.768	17:19:48.414
2 -	1:28.139	43.492	2:11.631	81.19	0.844	17:22:00.045
3 -	1:28.056	<b>43.220</b>	2:11.276 (3)	81.41	0.489	17:24:11.321
4 -	1:27.457	43.330	<b>2:10.787 (1)</b>	<b>81.72</b>		<b>17:26:22.108</b>
5 -	<b>1:27.384</b>	43.602	2:10.986 (2)	81.59	0.199	17:28:33.094
6 -	1:28.112	44.064	2:12.176	80.86	1.389	17:30:45.270

P14 21 RMT		Toby FINNIS		Suzuki SV650 - NOKA RACING - PRIME/TWT		
IDEAL LAP TIME : 2:10.548		BEST LAP TIME : 2:10.711		DIFFERENCE : 0.163		
LAP	SECTOR 1	SECTOR 2	LAP TIME	MPH	DIFF	TIME OF DAY
1 -		43.956	2:19.930	76.38	9.219	17:19:46.789
2 -	1:27.954	44.193	2:12.147	80.88	1.436	17:21:58.936
3 -	1:27.734	<b>43.521</b>	2:11.255 (2)	81.42	0.544	17:24:10.191
4 -	<b>1:27.027</b>	43.684	<b>2:10.711 (1)</b>	<b>81.76</b>		<b>17:26:20.902</b>
5 -	1:27.365	44.032	2:11.397 (3)	81.34	0.686	17:28:32.299
6 -	1:28.757	44.582	2:13.339	80.15	2.628	17:30:45.638

P15 15 RMT		James SVENSEN		Suzuki SV650 - Tom Svensen Racing		
IDEAL LAP TIME : 2:11.725		BEST LAP TIME : 2:11.725		DIFFERENCE : 0.000		
LAP	SECTOR 1	SECTOR 2	LAP TIME	MPH	DIFF	TIME OF DAY
1 -		44.184	2:20.196	76.23	8.471	17:19:47.055
2 -	1:28.529	44.223	2:12.752	80.51	1.027	17:21:59.807
3 -	1:29.362	43.999	2:13.361	80.14	1.636	17:24:13.168
4 -	<b>1:28.011</b>	<b>43.714</b>	<b>2:11.725 (1)</b>	<b>81.13</b>		<b>17:26:24.893</b>
5 -	1:28.413	43.846	2:12.259 (3)	80.81	0.534	17:28:37.152
6 -	1:28.049	43.752	2:11.801 (2)	81.09	0.076	17:30:48.953

P16 94 RMT		Jonathan KING		Suzuki SV650 -		
IDEAL LAP TIME : 2:12.339		BEST LAP TIME : 2:12.585		DIFFERENCE : 0.246		
LAP	SECTOR 1	SECTOR 2	LAP TIME	MPH	DIFF	TIME OF DAY
1 -		45.046	2:21.499	75.53	8.914	17:19:48.358
2 -	1:28.724	44.428	2:13.152 (3)	80.26	0.567	17:22:01.510
3 -	1:28.403	44.901	2:13.304	80.17	0.719	17:24:14.814
4 -	1:28.964	44.455	2:13.419	80.10	0.834	17:26:28.233
5 -	<b>1:28.256</b>	44.329	<b>2:12.585 (1)</b>	<b>80.61</b>		<b>17:28:40.818</b>
6 -	1:28.581	<b>44.083</b>	2:12.664 (2)	80.56	0.079	17:30:53.482

P17 281		Daniel FARLEY		Suzuki SV650 - F-TECH FIRE & ELECTRICAL LTD		
IDEAL LAP TIME : 2:13.151		BEST LAP TIME : 2:13.237		DIFFERENCE : 0.086		
LAP	SECTOR 1	SECTOR 2	LAP TIME	MPH	DIFF	TIME OF DAY
1 -		45.319	2:23.908	74.26	10.671	17:19:50.767
2 -	1:30.104	45.180	2:15.284	79.00	2.047	17:22:06.051
3 -	1:29.781	44.703	2:14.484	79.47	1.247	17:24:20.535
4 -	1:29.459	<b>44.275</b>	2:13.734 (3)	79.92	0.497	17:26:34.269
5 -	1:29.009	44.333	2:13.342 (2)	80.15	0.105	17:28:47.611
6 -	<b>1:28.876</b>	44.361	<b>2:13.237 (1)</b>	<b>80.21</b>		<b>17:31:00.848</b>

P18 34		Andrew JOHNSON		Suzuki SV650 - Rose & Charlie Racing		
IDEAL LAP TIME : 2:13.535		BEST LAP TIME : 2:13.535		DIFFERENCE : 0.000		
LAP	SECTOR 1	SECTOR 2	LAP TIME	MPH	DIFF	TIME OF DAY
1 -		45.092	2:24.551	73.93	11.016	17:19:51.410
2 -	1:30.129	44.686	2:14.815	79.27	1.280	17:22:06.225
3 -	1:30.144	45.045	2:15.189	79.06	1.654	17:24:21.414
4 -	1:30.098	44.400	2:14.498 (2)	79.46	0.963	17:26:35.912
5 -	<b>1:29.166</b>	<b>44.369</b>	<b>2:13.535 (1)</b>	<b>80.03</b>		<b>17:28:49.447</b>
6 -	1:29.968	44.690	2:14.658 (3)	79.37	1.123	17:31:04.105

# BMCRC - MRO Championships 2023 - Rnd 7 @ Snetterton

## MRO Minitwins & BMCRC Rookie Minitwins

### RACE 21 - SECTOR ANALYSIS



SECTOR 1 = FL to I1, SECTOR 2 = I1 to FL, DIFF = Difference To Personal Best Lap, P = Crossed Finish Line in Pit Lane, D = Time Disallowed

P19 104 RMT Jack GRIFFITHS		Suzuki SV650 -				
IDEAL LAP TIME : 2:14.056		BEST LAP TIME : 2:14.056		DIFFERENCE : 0.000		
LAP	SECTOR 1	SECTOR 2	LAP TIME	MPH	DIFF	TIME OF DAY
1 -		45.720	2:25.309	73.55	11.253	17:19:52.168
2 -	1:30.043	45.657	2:15.700	78.76	1.644	17:22:07.868
3 -	1:30.443	45.129	2:15.572 (3)	78.83	1.516	17:24:23.440
4 -	<b>1:29.525</b>	<b>44.531</b>	<b>2:14.056 (1)</b>	<b>79.72</b>		<b>17:26:37.496</b>
5 -	1:30.695	46.300	2:16.995	78.01	2.939	17:28:54.491
6 -	1:30.245	44.562	2:14.807 (2)	79.28	0.751	17:31:09.298

P20 67 RMT Simon HARVEY		Suzuki SV650 -				
IDEAL LAP TIME : 2:15.170		BEST LAP TIME : 2:15.341		DIFFERENCE : 0.171		
LAP	SECTOR 1	SECTOR 2	LAP TIME	MPH	DIFF	TIME OF DAY
1 -		45.146	2:23.617	74.42	8.276	17:19:50.476
2 -	1:30.478	44.934	2:15.412 (3)	78.93	0.071	17:22:05.888
3 -	1:30.486	<b>44.855</b>	<b>2:15.341 (1)</b>	<b>78.97</b>		<b>17:24:21.229</b>
4 -	<b>1:30.315</b>	45.091	2:15.406 (2)	78.93	0.065	17:26:36.635
5 -	1:31.361	45.636	2:16.997	78.01	1.656	17:28:53.632
6 -	1:30.880	45.164	2:16.044	78.56	0.703	17:31:09.676

P21 93 Tony BOTTO		Suzuki SV650 - TB Motorcycles				
IDEAL LAP TIME : 2:14.710		BEST LAP TIME : 2:15.055		DIFFERENCE : 0.345		
LAP	SECTOR 1	SECTOR 2	LAP TIME	MPH	DIFF	TIME OF DAY
1 -		45.228	2:23.288	74.59	8.233	17:19:50.147
2 -	1:31.632	45.517	2:17.149	77.93	2.094	17:22:07.296
3 -	1:30.540	45.256	2:15.796 (2)	78.70	0.741	17:24:23.092
4 -	1:30.383	<b>44.672</b>	<b>2:15.055 (1)</b>	<b>79.13</b>		<b>17:26:38.147</b>
5 -	<b>1:30.038</b>	45.929	2:15.967 (3)	78.60	0.912	17:28:54.114
6 -	1:30.563	45.895	2:16.458	78.32	1.403	17:31:10.572

P22 78 Tim FRAMPTON		Suzuki SV650 - K66				
IDEAL LAP TIME : 2:16.787		BEST LAP TIME : 2:17.480		DIFFERENCE : 0.693		
LAP	SECTOR 1	SECTOR 2	LAP TIME	MPH	DIFF	TIME OF DAY
1 -		<b>45.818</b>	2:27.134	72.64	9.654	17:19:53.993
2 -	<b>1:30.969</b>	46.599	2:17.568 (2)	77.69	0.088	17:22:11.561
3 -	1:31.903	46.031	2:17.934	77.48	0.454	17:24:29.495
4 -	1:31.348	46.435	2:17.783 (3)	77.57	0.303	17:26:47.278
5 -	1:31.495	45.985	<b>2:17.480 (1)</b>	<b>77.74</b>		<b>17:29:04.758</b>
6 -	1:31.304	46.747	2:18.051	77.42	0.571	17:31:22.809

P23 167 RMT Terry SMITH		Suzuki SV650 - IMP Racing				
IDEAL LAP TIME : 2:16.586		BEST LAP TIME : 2:17.134		DIFFERENCE : 0.548		
LAP	SECTOR 1	SECTOR 2	LAP TIME	MPH	DIFF	TIME OF DAY
1 -		47.058	2:31.511	70.54	14.377	17:19:58.370
2 -	1:33.767	45.960	2:19.727	76.49	2.593	17:22:18.097
3 -	1:32.325	47.011	2:19.336	76.70	2.202	17:24:37.433
4 -	1:32.822	<b>45.596</b>	2:18.418 (3)	77.21	1.284	17:26:55.851
5 -	1:31.708	46.261	2:17.969 (2)	77.46	0.835	17:29:13.820
6 -	<b>1:30.990</b>	46.144	<b>2:17.134 (1)</b>	<b>77.93</b>		<b>17:31:30.954</b>

P24 47 Tristan BOHANAN		Suzuki SV650 -				
IDEAL LAP TIME : 2:19.413		BEST LAP TIME : 2:20.002		DIFFERENCE : 0.589		
LAP	SECTOR 1	SECTOR 2	LAP TIME	MPH	DIFF	TIME OF DAY
1 -		46.617	2:28.769	71.84	8.767	17:19:55.628
2 -	1:33.081	47.103	2:20.184 (2)	76.24	0.182	17:22:15.812
3 -	1:33.910	47.350	2:21.260	75.66	1.258	17:24:37.072
4 -	1:33.626	<b>46.376</b>	<b>2:20.002 (1)</b>	<b>76.34</b>		<b>17:26:57.074</b>
5 -	<b>1:33.037</b>	47.214	2:20.251 (3)	76.20	0.249	17:29:17.325
6 -	1:33.848	47.828	2:21.676	75.44	1.674	17:31:39.001

# BMCRC - MRO Championships 2023 - Rnd 7 @ Snetterton

## MRO Minitwins & BMCRC Rookie Minitwins

### RACE 21 - SECTOR ANALYSIS



SECTOR 1 = FL to I1, SECTOR 2 = I1 to FL, DIFF = Difference To Personal Best Lap, P = Crossed Finish Line in Pit Lane, D = Time Disallowed

P25 40		Simon WILKINSON		Suzuki SV650 - S P Wilkinson Engineering Ltd		
IDEAL LAP TIME : 2:16.889		BEST LAP TIME : 2:17.280		DIFFERENCE : 0.391		
LAP	SECTOR 1	SECTOR 2	LAP TIME	MPH	DIFF	TIME OF DAY
1 -		55.105	2:38.918	67.25	21.638	17:20:05.777
2 -	1:33.514	46.994	2:20.508	76.06	3.228	17:22:26.285
3 -	1:32.152	<b>46.040</b>	2:18.192 (2)	77.34	0.912	17:24:44.477
4 -	1:31.630	47.034	2:18.664 (3)	77.07	1.384	17:27:03.141
5 -	1:31.548	47.159	2:18.707	77.05	1.427	17:29:21.848
6 -	<b>1:30.849</b>	46.431	<b>2:17.280 (1)</b>	<b>77.85</b>		<b>17:31:39.128</b>

P26 777 RMT		Richard HIRST		Suzuki SV650 - Northern garage conversion		
IDEAL LAP TIME : 2:18.447		BEST LAP TIME : 2:19.110		DIFFERENCE : 0.663		
LAP	SECTOR 1	SECTOR 2	LAP TIME	MPH	DIFF	TIME OF DAY
1 -		47.959	2:32.407	70.12	13.297	17:19:59.266
2 -	1:34.134	47.019	2:21.153	75.71	2.043	17:22:20.419
3 -	1:34.466	46.567	2:21.033	75.78	1.923	17:24:41.452
4 -	1:33.082	46.392	2:19.474 (3)	76.63	0.364	17:27:00.926
5 -	1:32.872	<b>46.238</b>	<b>2:19.110 (1)</b>	<b>76.83</b>		<b>17:29:20.036</b>
6 -	<b>1:32.209</b>	46.971	2:19.180 (2)	76.79	0.070	17:31:39.216

P27 158		Danny BRENNAN		Suzuki SV650 -		
IDEAL LAP TIME : 2:19.710		BEST LAP TIME : 2:19.710		DIFFERENCE : 0.000		
LAP	SECTOR 1	SECTOR 2	LAP TIME	MPH	DIFF	TIME OF DAY
1 -		47.836	2:31.107	70.73	11.397	17:19:57.966
2 -	1:34.949	47.200	2:22.149	75.18	2.439	17:22:20.115
3 -	1:34.470	47.258	2:21.728 (3)	75.41	2.018	17:24:41.843
4 -	1:34.015	47.091	2:21.106 (2)	75.74	1.396	17:27:02.949
5 -	<b>1:33.376</b>	<b>46.334</b>	<b>2:19.710 (1)</b>	<b>76.50</b>		<b>17:29:22.659</b>
6 -	1:34.208	48.032	2:22.240	75.14	2.530	17:31:44.899

P28 10 RMT		Ian LAURIE		Suzuki SV 650 -		
IDEAL LAP TIME : 2:20.617		BEST LAP TIME : 2:20.742		DIFFERENCE : 0.125		
LAP	SECTOR 1	SECTOR 2	LAP TIME	MPH	DIFF	TIME OF DAY
1 -		47.627	2:29.025	71.71	8.283	17:19:55.884
2 -	<b>1:33.664</b>	47.078	<b>2:20.742 (1)</b>	<b>75.94</b>		<b>17:22:16.626</b>
3 -	1:33.819	47.717	2:21.536 (3)	75.51	0.794	17:24:38.162
4 -	1:34.299	<b>46.953</b>	2:21.252 (2)	75.66	0.510	17:26:59.414
5 -	1:34.385	48.292	2:22.677	74.91	1.935	17:29:22.091
6 -	1:39.079	48.868	2:27.947	72.24	7.205	17:31:50.038

P29 59 RMT		Calvin GRIMES		Suzuki SV650 -		
IDEAL LAP TIME : 2:21.458		BEST LAP TIME : 2:21.458		DIFFERENCE : 0.000		
LAP	SECTOR 1	SECTOR 2	LAP TIME	MPH	DIFF	TIME OF DAY
1 -		47.511	2:31.322	70.63	9.864	17:19:58.181
2 -	<b>1:34.218</b>	<b>47.240</b>	<b>2:21.458 (1)</b>	<b>75.55</b>		<b>17:22:19.639</b>
3 -	1:35.170	47.948	2:23.118 (3)	74.68	1.660	17:24:42.757
4 -	1:36.525	47.364	2:23.889	74.28	2.431	17:27:06.646
5 -	1:36.339	48.208	2:24.547	73.94	3.089	17:29:31.193
6 -	1:35.653	47.391	2:23.044 (2)	74.71	1.586	17:31:54.237

P30 75 RMT		Tom SVENSON		Suzuki SV650 -		
IDEAL LAP TIME : 2:29.062		BEST LAP TIME : 2:29.438		DIFFERENCE : 0.376		
LAP	SECTOR 1	SECTOR 2	LAP TIME	MPH	DIFF	TIME OF DAY
1 -		50.700	2:37.738	67.75	8.300	17:20:04.597
2 -	1:40.527	<b>49.839</b>	2:30.366 (2)	71.08	0.928	17:22:34.963
3 -	1:39.994	50.641	2:30.635 (3)	70.95	1.197	17:25:05.598
4 -	1:40.948	50.191	2:31.139	70.71	1.701	17:27:36.737
5 -	<b>1:39.223</b>	50.215	<b>2:29.438 (1)</b>	<b>71.52</b>		<b>17:30:06.175</b>
6 -	1:40.669	51.895	2:32.564	70.05	3.126	17:32:38.739

# BMCRC - MRO Championships 2023 - Rnd 7 @ Snetterton

## MRO Minitwins & BMCRC Rookie Minitwins

### RACE 21 - SECTOR ANALYSIS



SECTOR 1 = FL to I1, SECTOR 2 = I1 to FL, DIFF = Difference To Personal Best Lap, P = Crossed Finish Line in Pit Lane, D = Time Disallowed

<b>P31</b>		<b>17 RMT</b>		<b>Alex BUCHANAN</b>		Suzuki SV650 -	
IDEAL LAP TIME : 2:33.817		BEST LAP TIME : 2:34.288		DIFFERENCE : 0.471			
LAP	SECTOR 1	SECTOR 2	LAP TIME	MPH	DIFF	TIME OF DAY	
1 -		52.244	2:42.490	65.77	8.202	17:20:09.349	
2 -	1:43.428	<b>52.098</b>	2:35.526	68.72	1.238	17:22:44.875	
3 -	<b>1:41.719</b>	52.569	<b>2:34.288 (1)</b>	<b>69.27</b>		<b>17:25:19.163</b>	
4 -	1:42.192	52.856	2:35.048 (3)	68.93	0.760	17:27:54.211	
5 -	1:42.167	52.784	2:34.951 (2)	68.97	0.663	17:30:29.162	

<b>P32</b>		<b>8</b>		<b>Stuart ALBON</b>		Suzuki SV650 - Winter Sun Skydiving	
IDEAL LAP TIME : 2:35.866		BEST LAP TIME : 2:36.310		DIFFERENCE : 0.444			
LAP	SECTOR 1	SECTOR 2	LAP TIME	MPH	DIFF	TIME OF DAY	
1 -		53.278	2:44.328	65.04	8.018	17:20:11.187	
2 -	<b>1:43.821</b>	52.489	<b>2:36.310 (1)</b>	<b>68.37</b>		<b>17:22:47.497</b>	
3 -	1:45.678	54.673	2:40.351	66.65	4.041	17:25:27.848	
4 -	1:45.469	54.091	2:39.560 (3)	66.98	3.250	17:28:07.408	
5 -	1:45.679	<b>52.045</b>	2:37.724 (2)	67.76	1.414	17:30:45.132	

# BMCRC - MRO Championships 2023 - Rnd 7 @ Snetterton

## MRO Minitwins & BMCRC Rookie Minitwins

### RACE 21 - BEST SECTORS

SECTOR 1			SECTOR 2			IDEAL / BEST COMPARISON						
POS	NO	NAME	TIME	NO	NAME	TIME	POS	NO	NAME	IDEAL	BEST	DIFF
									<b>PERFECT LAP</b>	<b>2:05.212</b>		
1	22	DOWDS	1:23.740	22	DOWDS	41.472	1	22	DOWDS	2:05.212	2:05.212	0.000
2	1	TWYFORD	1:23.888	1	TWYFORD	41.539	2	1	TWYFORD	2:05.427	2:05.718	0.291
3	3	ARBON	1:24.737	3	ARBON	42.156	3	3	ARBON	2:06.893	2:06.893	0.000
4	58	KILLWORTH	1:24.974	58	KILLWORTH	42.233	4	58	KILLWORTH	2:07.207	2:07.415	0.208
5	5	MANTELL	1:25.552	66	BAKER	42.238	5	5	MANTELL	2:07.913	2:08.226	0.313
6	66	BAKER	1:25.797	5	MANTELL	42.361	6	66	BAKER	2:08.035	2:08.035	0.000
7	4	DENYER	1:26.082	4	DENYER	43.085	7	4	DENYER	2:09.167	2:09.876	0.709
8	19	LILLEY	1:26.367	81	MAY	43.162	8	19	LILLEY	2:09.705	2:09.850	0.145
9	27	BETTIS	1:26.440	74	BLACK	43.220	9	27	BETTIS	2:10.122	2:10.122	0.000
10	33	COSTIN	1:26.610	19	LILLEY	43.338	10	33	COSTIN	2:10.127	2:10.127	0.000
11	99	ELLIS	1:26.678	33	COSTIN	43.517	11	81	MAY	2:10.430	2:10.430	0.000
12	21	FINNIS	1:27.027	21	FINNIS	43.521	12	21	FINNIS	2:10.548	2:10.711	0.163
13	81	MAY	1:27.268	27	BETTIS	43.682	13	74	BLACK	2:10.604	2:10.787	0.183
14	74	BLACK	1:27.384	15	SVENSEN	43.714	14	99	ELLIS	2:10.740	2:10.868	0.128
15	15	SVENSEN	1:28.011	99	ELLIS	44.062	15	15	SVENSEN	2:11.725	2:11.725	0.000
16	94	KING	1:28.256	94	KING	44.083	16	94	KING	2:12.339	2:12.585	0.246
17	281	FARLEY	1:28.876	281	FARLEY	44.275	17	281	FARLEY	2:13.151	2:13.237	0.086
18	34	JOHNSON	1:29.166	34	JOHNSON	44.369	18	34	JOHNSON	2:13.535	2:13.535	0.000
19	104	GRIFFITHS	1:29.525	104	GRIFFITHS	44.531	19	104	GRIFFITHS	2:14.056	2:14.056	0.000
20	93	BOTTO	1:30.038	93	BOTTO	44.672	20	93	BOTTO	2:14.710	2:15.055	0.345
21	67	HARVEY	1:30.315	67	HARVEY	44.855	21	67	HARVEY	2:15.170	2:15.341	0.171
22	40	WILKINSON	1:30.849	167	SMITH	45.596	22	167	SMITH	2:16.586	2:17.134	0.548
23	78	FRAMPTON	1:30.969	78	FRAMPTON	45.818	23	78	FRAMPTON	2:16.787	2:17.480	0.693
24	167	SMITH	1:30.990	40	WILKINSON	46.040	24	40	WILKINSON	2:16.889	2:17.280	0.391
25	777	HIRST	1:32.209	777	HIRST	46.238	25	777	HIRST	2:18.447	2:19.110	0.663
26	47	BOHANAN	1:33.037	158	BRENNAN	46.334	26	47	BOHANAN	2:19.413	2:20.002	0.589
27	158	BRENNAN	1:33.376	47	BOHANAN	46.376	27	158	BRENNAN	2:19.710	2:19.710	0.000
28	10	LAURIE	1:33.664	10	LAURIE	46.953	28	10	LAURIE	2:20.617	2:20.742	0.125
29	59	GRIMES	1:34.218	59	GRIMES	47.240	29	59	GRIMES	2:21.458	2:21.458	0.000
30	75	SVENSON	1:39.223	75	SVENSON	49.839	30	75	SVENSON	2:29.062	2:29.438	0.376
31	17	BUCHANAN	1:41.719	8	ALBON	52.045	31	17	BUCHANAN	2:33.817	2:34.288	0.471
32	8	ALBON	1:43.821	17	BUCHANAN	52.098	32	8	ALBON	2:35.866	2:36.310	0.444



# BMCRC - MRO Championships 2023 - Rnd 7 @ Snetterton

## MRO Minitwins & BMCRC Rookie Minitwins

### RACE 21 - STATISTICS

**Competitors Started** 32  
**Planned Start** 2023-09-03 @ 17:00:00.000  
**Actual Start** 2023-09-03 @ 17:17:26.858  
**Finish Time** 2023-09-03 @ 17:30:10.209  
**Track Length** 2.9689mi.  
**Total Laps** 190  
**Total Distance Covered** 564.0931mi.

#### Session Fastest Lap History

NO	CL	NAME	LAP TIME	TIME OF DAY	LAP	VEHICLE
22		Darren DOWDS	<b>2:06.868</b>	17:21:46.926	2	Suzuki SV650
1		David TWYFORD	<b>2:06.724</b>	17:21:47.172	2	Suzuki SV650
22		Darren DOWDS	<b>2:06.139</b>	17:23:53.065	3	Suzuki SV650
1		David TWYFORD	<b>2:06.027</b>	17:23:53.199	3	Suzuki SV650
22		Darren DOWDS	<b>2:05.903</b>	17:28:05.004	5	Suzuki SV650
1		David TWYFORD	<b>2:05.718</b>	17:28:05.074	5	Suzuki SV650
22		Darren DOWDS	<b>2:05.212</b>	17:30:10.215	6	Suzuki SV650

#### Session Leader History

NO	CL	NAME	FROM LAP	LAPS LED	DISTANCE	VEHICLE
22		Darren DOWDS	1	6	17.81 miles	Suzuki SV650

#### Flag History

TYPE	TIME OF DAY
GREEN	17:17:26.858
FINISH	17:30:10.209

#### Flag Statistics

TYPE	COUNT	TOTAL LAPS	TOTAL TIME
Green	1	6	15:14.681
Red	0	0	0.000
Safety Car	0	0	0.000
FCY	0	0	0.000

# BMCRC - MRO Championships 2023 - Rnd 7 @ Snetterton

## MRO Minitwins & BMCRC Rookie Minitwins

### RACE 21 - STATISTICS

CLASS :

20 Starters

#### Fastest Lap History

NO	NAME	LAP TIME	TIME OF DAY	LAP	VEHICLE
22	Darren DOWDS	<b>2:06.868</b>	17:21:46.926	2	Suzuki SV650
1	David TWYFORD	<b>2:06.724</b>	17:21:47.172	2	Suzuki SV650
22	Darren DOWDS	<b>2:06.139</b>	17:23:53.065	3	Suzuki SV650
1	David TWYFORD	<b>2:06.027</b>	17:23:53.199	3	Suzuki SV650
22	Darren DOWDS	<b>2:05.903</b>	17:28:05.004	5	Suzuki SV650
1	David TWYFORD	<b>2:05.718</b>	17:28:05.074	5	Suzuki SV650
22	Darren DOWDS	<b>2:05.212</b>	17:30:10.215	6	Suzuki SV650

#### Leader History

NO	NAME	FROM LAP	LAPS LED	DISTANCE	VEHICLE
22	Darren DOWDS	1	6	17.81 miles	Suzuki SV650

# BMCRC - MRO Championships 2023 - Rnd 7 @ Snetterton

## MRO Minitwins & BMCRC Rookie Minitwins

### RACE 21 - STATISTICS

CLASS : RMT

12 Starters

#### Fastest Lap History

NO	NAME	LAP TIME	TIME OF DAY	LAP	VEHICLE
27	Jack BETTIS	<b>2:12.975</b>	17:21:58.879	2	Suzuki SV650
21	Toby FINNIS	<b>2:12.147</b>	17:21:58.961	2	Suzuki SV650
21	Toby FINNIS	<b>2:11.255</b>	17:24:10.217	3	Suzuki SV650
21	Toby FINNIS	<b>2:10.711</b>	17:26:20.902	4	Suzuki SV650
27	Jack BETTIS	<b>2:10.122</b>	17:26:21.130	4	Suzuki SV650

#### Leader History

NO	NAME	FROM LAP	LAPS LED	DISTANCE	VEHICLE
27	Jack BETTIS	1	2	5.93 miles	Suzuki SV650
21	Toby FINNIS	3	3	8.90 miles	Suzuki SV650
27	Jack BETTIS	6	1	2.96 miles	Suzuki SV650

# Kawasaki

*Team  
Green*  
**JUNIOR CUP**

## ACU TEAM GREEN JUNIOR CUP & SENIOR NINJA SERIES



BMCRC-MRO Championships - Round 7

Snetterton 300

2<sup>nd</sup> / 3<sup>rd</sup> September 2023



Timing & Results Provided by Timing Solutions Ltd

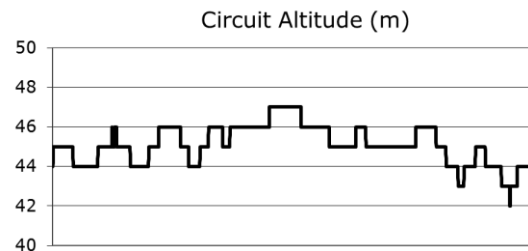
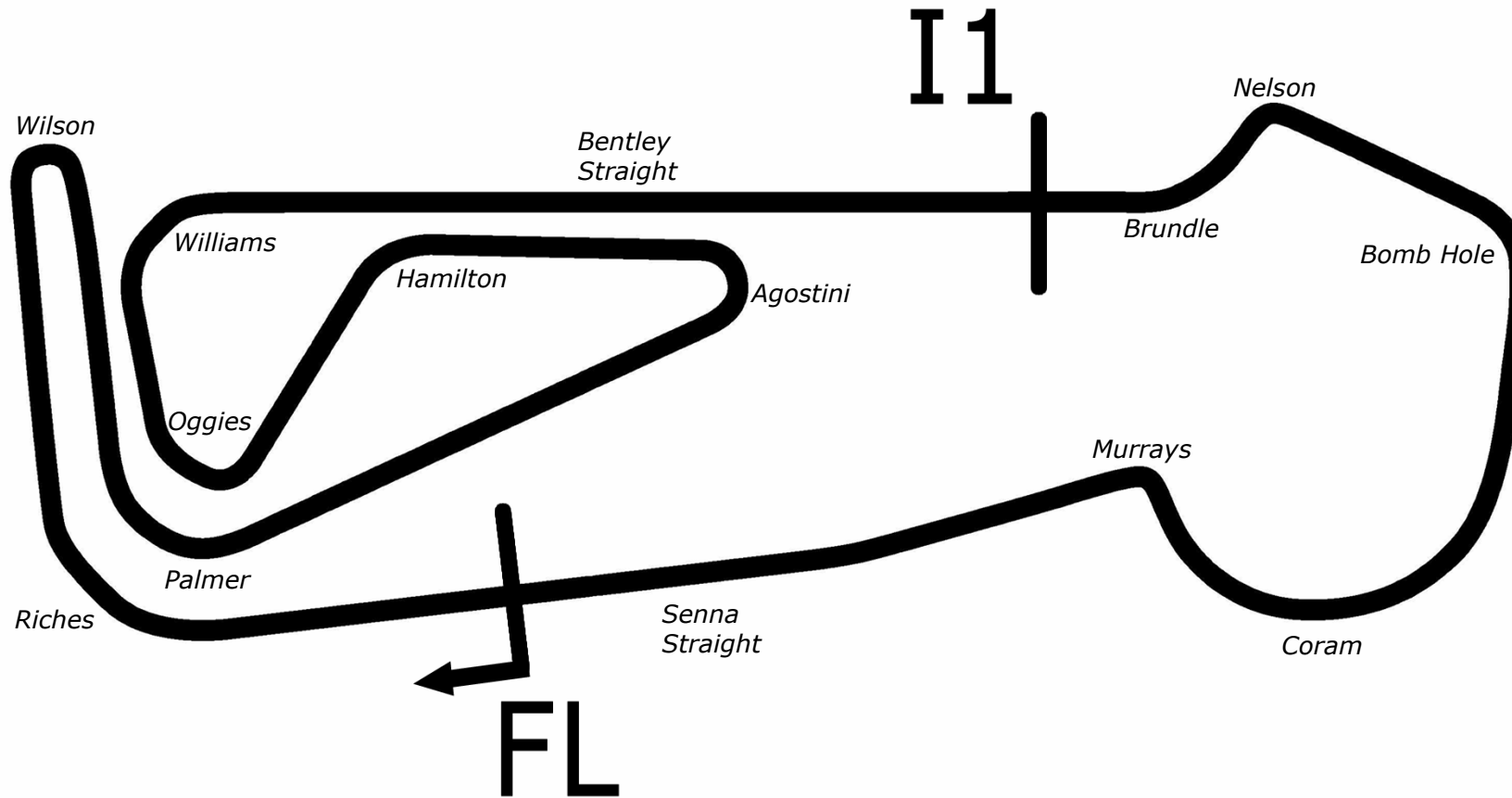
[www.tsl-timing.com](http://www.tsl-timing.com)

# Snetterton 300



SPORTS TIMING

TIMING SOLUTIONS LTD



Length	2.9689 miles	4778.0 m	
FL		52.46340 N	0.94476 E
I1	3198m	52.46617 N	0.94964 E
Pit Entry	4572m	52.46364 N	0.94774 E
Pit Exit	40m after FL	52.46338 N	0.94420 E
Pit Entry-Pit Exit	246m, 17.7s @50kph, 14.7s @60kph		

All results available at [www.tsl-timing.com](http://www.tsl-timing.com)

# BMCRC - MRO Championships 2023 - Rnd 7 @ Snetterton



## ACU Team Green Junior Cup & Senior Ninja Series

### QUALIFYING - CLASSIFICATION

# Kawasaki

POS	NO	CL	PIC NAME	ENTRY	TIME	ON	LAPS	GAP	DIFF	MPH
1	1	S	1 Phil ATKINSON	Kawasaki NINJA 400 - ROSE MOT/Q Oil Treatments	2:17.835	4	5			77.54
2	35	J	1 Zack WESTON	Kawasaki NINJA 400 - NW Racing	2:18.665	3	5	0.830	0.830	77.07
3	191	J	2 Craig DANCE	Kawasaki NINJA 400 - 2 brothers scaffolding	2:18.931	5	5	1.096	0.266	76.93
4	34	S	2 Oliver ARBON	Kawasaki NINJA 400 - tt plumbing and heating	2:19.976	3	5	2.141	1.045	76.35
5	45	J	3 Marley MACKENZIE	Kawasaki NINJA - Kirkcaldy Kawasaki, ELPM	2:21.228	4	5	3.393	1.252	75.67
6	31	J	4 Robbie PARK	Kawasaki NINJA - Mom	2:21.406	5	5	3.571	0.178	75.58
7	79	J	5 Harley McCabe	Kawasaki -	2:22.067	4	4	4.232	0.661	75.23
8	65	S	3 Konrad BREESE	Kawasaki NINJA 400 - STIHL Racing	2:22.485	5	5	4.650	0.418	75.01
9	77	S	4 Joe WHITE	Kawasaki NINJA 400 - Just In Graphics /MZ CONTRAC	2:22.781	3	5	4.946	0.296	74.85
10	18	J	6 George HIGGINS	Kawasaki NINJA 400 - Aztec Racing	2:23.929	5	5	6.094	1.148	74.25
11	10	S	5 Mike BRUNSDON	Kawasaki NINJA 400 - Parts Europe	2:24.192	3	5	6.357	0.263	74.12
12	27	S	6 Ben BROWN	Kawasaki NINJA - Hunts Motorcycles	2:24.887	4	4	7.052	0.695	73.76
13	400	S	7 Stuart THURTL	Kawasaki NINJA 400 - TeamTortoise Racing	2:28.067	2	4	10.232	3.180	72.18
14	7	J	7 Kobe GARBETT	Kawasaki NINJA 400 - Toro Verde	2:28.217	4	4	10.382	0.150	72.11
15	11	J	8 Freddie BATE	Kawasaki NINJA 300 - hartjay	2:30.246	4	4	12.411	2.029	71.13
16	58	J	9 Matthew WOOD	Kawasaki NINJA 300 -	2:30.328	3	4	12.493	0.082	71.09
17	54	S	8 Ben SCOTT	Kawasaki NINJA 250 - GI Landscapes VampTech	2:30.483	3	4	12.648	0.155	71.02
18	12	J	10 Kees RAMSEY	Kawasaki NINJA 400 -	2:30.521	4	4	12.686	0.038	71.00
19	0	S	9 David COURT	Kawasaki NINJA 300 -	2:31.349	3	4	13.514	0.828	70.61
20	16	J	11 Aleisha LAYTON	Kawasaki NINJA 300 - Bluebell Inn	2:35.982	4	4	18.147	4.633	68.52
21	4	S	10 Nigel FRANKLIN	Kawasaki NINJA - Jane Franklin	2:36.802	3	4	18.967	0.820	68.16
22	33	J	12 Patrick KLINGE	Kawasaki NINJA 300 - Klingklong Racing	2:54.534	2	2	36.699	17.732	61.23

Weather / Track : Cloudy / Dry

These results are provisional until the conclusion of any judicial and technical matters.

Snetterton 300: 2.9689 miles

Date: 02/09/2023 Start: 10:01 Finish: 10:11

Clerk Of Course :	Stewards :	Timekeeper : <i>Craig Smith</i>
-------------------	------------	------------------------------------

Results can be found at [www.tsl-timing.com](http://www.tsl-timing.com)

Printed - 10:14 Saturday, 02 September 2023



# BMCRC - MRO Championships 2023 - Rnd 7 @ Snetterton

## ACU Team Green Junior Cup & Senior Ninja Series

### QUALIFYING - SECTOR ANALYSIS



SECTOR 1 = FL to I1, SECTOR 2 = I1 to FL, DIFF = Difference To Personal Best Lap, P = Crossed Finish Line in Pit Lane, D = Time Disallowed

P1		1 S		Phil ATKINSON		Kawasaki NINJA 400 - ROSE MOT/Q Oil Treatments	
IDEAL LAP TIME : 2:17.786		BEST LAP TIME : 2:17.835		DIFFERENCE : 0.049			
LAP	SECTOR 1	SECTOR 2	LAP TIME	MPH	DIFF	TIME OF DAY	
1 -	1:39.911	46.510	2:26.421	72.99	8.586	10:04:30.111	
2 -	1:33.695	45.306	2:19.001	76.89	1.166	10:06:49.112	
3 -	1:32.883	45.221	2:18.104 (3)	77.39	0.269	10:09:07.216	
4 -	1:32.780	<b>45.055</b>	<b>2:17.835 (1)</b>	<b>77.54</b>		<b>10:11:25.051</b>	
5 -	<b>1:32.731</b>	45.247	2:17.978 (2)	77.46	0.143	10:13:43.029	

P2		35 J		Zack WESTON		Kawasaki NINJA 400 - NW Racing	
IDEAL LAP TIME : 2:18.665		BEST LAP TIME : 2:18.665		DIFFERENCE : 0.000			
LAP	SECTOR 1	SECTOR 2	LAP TIME	MPH	DIFF	TIME OF DAY	
1 -	1:42.255	48.740	2:30.995	70.78	12.330	10:04:47.340	
2 -	1:34.812	46.141	2:20.953	75.82	2.288	10:07:08.293	
3 -	<b>1:33.381</b>	<b>45.284</b>	<b>2:18.665 (1)</b>	<b>77.07</b>		<b>10:09:26.958</b>	
4 -	1:33.481	45.607	2:19.088 (2)	76.84	0.423	10:11:46.046	
5 -	1:33.495	45.770	2:19.265 (3)	76.74	0.600	10:14:05.311	

P3		191 J		Craig DANCE		Kawasaki NINJA 400 - 2 brothers scaffolding	
IDEAL LAP TIME : 2:18.931		BEST LAP TIME : 2:18.931		DIFFERENCE : 0.000			
LAP	SECTOR 1	SECTOR 2	LAP TIME	MPH	DIFF	TIME OF DAY	
1 -	1:39.350	46.698	2:26.048	73.18	7.117	10:04:34.154	
2 -	1:34.880	46.220	2:21.100	75.74	2.169	10:06:55.254	
3 -	1:34.087	45.598	2:19.685 (3)	76.51	0.754	10:09:14.939	
4 -	1:33.434	45.793	2:19.227 (2)	76.76	0.296	10:11:34.166	
5 -	<b>1:33.398</b>	<b>45.533</b>	<b>2:18.931 (1)</b>	<b>76.93</b>		<b>10:13:53.097</b>	

P4		34 S		Oliver ARBON		Kawasaki NINJA 400 - tt plumbing and heating	
IDEAL LAP TIME : 2:19.976		BEST LAP TIME : 2:19.976		DIFFERENCE : 0.000			
LAP	SECTOR 1	SECTOR 2	LAP TIME	MPH	DIFF	TIME OF DAY	
1 -	1:39.801	47.006	2:26.807	72.80	6.831	10:04:34.453	
2 -	1:35.182	46.391	2:21.573	75.49	1.597	10:06:56.026	
3 -	<b>1:34.125</b>	<b>45.851</b>	<b>2:19.976 (1)</b>	<b>76.35</b>		<b>10:09:16.002</b>	
4 -	1:34.440	46.371	2:20.811 (3)	75.90	0.835	10:11:36.813	
5 -	1:34.279	45.952	2:20.231 (2)	76.21	0.255	10:13:57.044	

P5		45 J		Marley MACKENZIE		Kawasaki NINJA - Kirkcaldy Kawasaki, ELPM	
IDEAL LAP TIME : 2:21.228		BEST LAP TIME : 2:21.228		DIFFERENCE : 0.000			
LAP	SECTOR 1	SECTOR 2	LAP TIME	MPH	DIFF	TIME OF DAY	
1 -	1:42.704	48.329	2:31.033	70.76	9.805	10:04:39.565	
2 -	1:36.906	47.368	2:24.274	74.08	3.046	10:07:03.839	
3 -	1:35.215	47.114	2:22.329 (2)	75.09	1.101	10:09:26.168	
4 -	<b>1:34.635</b>	<b>46.593</b>	<b>2:21.228 (1)</b>	<b>75.67</b>		<b>10:11:47.396</b>	
5 -	1:35.781	46.818	2:22.599 (3)	74.95	1.371	10:14:09.995	

P6		31 J		Robbie PARK		Kawasaki NINJA - Mom	
IDEAL LAP TIME : 2:21.278		BEST LAP TIME : 2:21.406		DIFFERENCE : 0.128			
LAP	SECTOR 1	SECTOR 2	LAP TIME	MPH	DIFF	TIME OF DAY	
1 -	1:40.093	47.328	2:27.421	72.50	6.015	10:04:32.640	
2 -	1:36.810	46.449	2:23.259	74.60	1.853	10:06:55.899	
3 -	1:35.473	46.399	2:21.872 (3)	75.33	0.466	10:09:17.771	
4 -	<b>1:35.244</b>	46.308	2:21.552 (2)	75.50	0.146	10:11:39.323	
5 -	1:35.372	<b>46.034</b>	<b>2:21.406 (1)</b>	<b>75.58</b>		<b>10:14:00.729</b>	

# BMCRC - MRO Championships 2023 - Rnd 7 @ Snetterton

## ACU Team Green Junior Cup & Senior Ninja Series

### QUALIFYING - SECTOR ANALYSIS



SECTOR 1 = FL to I1, SECTOR 2 = I1 to FL, DIFF = Difference To Personal Best Lap, P = Crossed Finish Line in Pit Lane, D = Time Disallowed

P7 79 J Harley McCabe		Kawasaki -				
IDEAL LAP TIME : 2:22.067		BEST LAP TIME : 2:22.067		DIFFERENCE : 0.000		
LAP	SECTOR 1	SECTOR 2	LAP TIME	MPH	DIFF	TIME OF DAY
1 -	1:43.227	50.015	2:33.242	69.74	11.175	10:04:55.737
2 -	1:37.599	47.790	2:25.389 (3)	73.51	3.322	10:07:21.126
3 -	1:36.841	47.049	2:23.890 (2)	74.27	1.823	10:09:45.016
4 -	<b>1:35.791</b>	<b>46.276</b>	<b>2:22.067 (1)</b>	<b>75.23</b>		<b>10:12:07.083</b>

P8 65 S Konrad BREESE		Kawasaki NINJA 400 - STIHL Racing				
IDEAL LAP TIME : 2:22.485		BEST LAP TIME : 2:22.485		DIFFERENCE : 0.000		
LAP	SECTOR 1	SECTOR 2	LAP TIME	MPH	DIFF	TIME OF DAY
1 -	1:44.875	48.796	2:33.671	69.55	11.186	10:04:41.551
2 -	1:37.087	47.421	2:24.508	73.96	2.023	10:07:06.059
3 -	1:37.168	46.641	2:23.809 (3)	74.32	1.324	10:09:29.868
4 -	1:36.990	46.520	2:23.510 (2)	74.47	1.025	10:11:53.378
5 -	<b>1:36.332</b>	<b>46.153</b>	<b>2:22.485 (1)</b>	<b>75.01</b>		<b>10:14:15.863</b>

P9 77 S Joe WHITE		Kawasaki NINJA 400 - Just In Graphics /MZ CONTRACTS/ Silver				
IDEAL LAP TIME : 2:22.547		BEST LAP TIME : 2:22.781		DIFFERENCE : 0.234		
LAP	SECTOR 1	SECTOR 2	LAP TIME	MPH	DIFF	TIME OF DAY
1 -	1:42.493	47.889	2:30.382	71.07	7.601	10:04:38.376
2 -	1:36.359	47.187	2:23.546	74.45	0.765	10:07:01.922
3 -	<b>1:35.794</b>	46.987	<b>2:22.781 (1)</b>	<b>74.85</b>		<b>10:09:24.703</b>
4 -	1:35.956	47.170	2:23.126 (2)	74.67	0.345	10:11:47.829
5 -	1:36.404	<b>46.753</b>	2:23.157 (3)	74.65	0.376	10:14:10.986

P10 18 J George HIGGINS		Kawasaki NINJA 400 - Aztec Racing				
IDEAL LAP TIME : 2:23.837		BEST LAP TIME : 2:23.929		DIFFERENCE : 0.092		
LAP	SECTOR 1	SECTOR 2	LAP TIME	MPH	DIFF	TIME OF DAY
1 -	1:41.656	48.917	2:30.573	70.98	6.644	10:04:36.709
2 -	1:37.303	47.826	2:25.129 (3)	73.64	1.200	10:07:01.838
3 -	1:36.855	48.279	2:25.134	73.64	1.205	10:09:26.972
4 -	1:36.700	<b>47.634</b>	2:24.334 (2)	74.05	0.405	10:11:51.306
5 -	<b>1:36.203</b>	47.726	<b>2:23.929 (1)</b>	<b>74.25</b>		<b>10:14:15.235</b>

P11 10 S Mike BRUNSDON		Kawasaki NINJA 400 - Parts Europe				
IDEAL LAP TIME : 2:23.809		BEST LAP TIME : 2:24.192		DIFFERENCE : 0.383		
LAP	SECTOR 1	SECTOR 2	LAP TIME	MPH	DIFF	TIME OF DAY
1 -	1:42.965	49.602	2:32.567	70.05	8.375	10:04:37.285
2 -	1:37.471	47.665	2:25.136 (3)	73.64	0.944	10:07:02.421
3 -	<b>1:36.184</b>	48.008	<b>2:24.192 (1)</b>	<b>74.12</b>		<b>10:09:26.613</b>
4 -	1:37.718	48.153	2:25.871	73.27	1.679	10:11:52.484
5 -	1:37.302	<b>47.625</b>	2:24.927 (2)	73.74	0.735	10:14:17.411

P12 27 S Ben BROWN		Kawasaki NINJA - Hunts Motorcycles				
IDEAL LAP TIME : 2:24.650		BEST LAP TIME : 2:24.887		DIFFERENCE : 0.237		
LAP	SECTOR 1	SECTOR 2	LAP TIME	MPH	DIFF	TIME OF DAY
1 -	1:43.998	48.649	2:32.647	70.01	7.760	10:04:40.003
2 -	1:37.739	48.085	2:25.824 (3)	73.29	0.937	10:07:05.827
3 -	1:37.500	<b>47.564</b>	2:25.064 (2)	73.67	0.177	10:09:30.891
4 -	<b>1:37.086</b>	47.801	<b>2:24.887 (1)</b>	<b>73.76</b>		<b>10:11:55.778</b>



# BMCRC - MRO Championships 2023 - Rnd 7 @ Snetterton

## ACU Team Green Junior Cup & Senior Ninja Series

### QUALIFYING - SECTOR ANALYSIS



SECTOR 1 = FL to I1, SECTOR 2 = I1 to FL, DIFF = Difference To Personal Best Lap, P = Crossed Finish Line in Pit Lane, D = Time Disallowed

P13		400 S		Stuart THURTLE		Kawasaki NINJA 400 - TeamTortoise Racing	
IDEAL LAP TIME : 2:28.067		BEST LAP TIME : 2:28.067		DIFFERENCE : 0.000			
LAP	SECTOR 1	SECTOR 2	LAP TIME	MPH	DIFF	TIME OF DAY	
1 -	1:42.299	50.428	2:32.727	69.98	4.660	10:04:39.865	
2 -	<b>1:39.231</b>	<b>48.836</b>	<b>2:28.067 (1)</b>	<b>72.18</b>		<b>10:07:07.932</b>	
3 -	1:39.469	49.502	2:28.971 (2)	71.74	0.904	10:09:36.903	
4 -	1:39.518	50.440	2:29.958 (3)	71.27	1.891	10:12:06.861	

P14		7 J		Kobe GARBETT		Kawasaki NINJA 400 - Toro Verde	
IDEAL LAP TIME : 2:26.915		BEST LAP TIME : 2:28.217		DIFFERENCE : 1.302			
LAP	SECTOR 1	SECTOR 2	LAP TIME	MPH	DIFF	TIME OF DAY	
1 -	1:45.045	50.438	2:35.483	68.74	7.266	10:04:58.548	
2 -	1:40.189	49.928	2:30.117 (3)	71.19	1.900	10:07:28.665	
3 -	<b>1:37.950</b>	51.009	2:28.959 (2)	71.75	0.742	10:09:57.624	
4 -	1:39.252	<b>48.965</b>	<b>2:28.217 (1)</b>	<b>72.11</b>		<b>10:12:25.841</b>	

P15		11 J		Freddie BATE		Kawasaki NINJA 300 - hartjay	
IDEAL LAP TIME : 2:30.246		BEST LAP TIME : 2:30.246		DIFFERENCE : 0.000			
LAP	SECTOR 1	SECTOR 2	LAP TIME	MPH	DIFF	TIME OF DAY	
1 -	1:48.704	51.762	2:40.466	66.60	10.220	10:04:51.551	
2 -	1:42.157	52.075	2:34.232 (3)	69.29	3.986	10:07:25.783	
3 -	1:40.690	51.065	2:31.755 (2)	70.42	1.509	10:09:57.538	
4 -	<b>1:40.160</b>	<b>50.086</b>	<b>2:30.246 (1)</b>	<b>71.13</b>		<b>10:12:27.784</b>	

P16		58 J		Matthew WOOD		Kawasaki NINJA 300 -	
IDEAL LAP TIME : 2:30.294		BEST LAP TIME : 2:30.328		DIFFERENCE : 0.034			
LAP	SECTOR 1	SECTOR 2	LAP TIME	MPH	DIFF	TIME OF DAY	
1 -	1:49.607	52.058	2:41.665	66.11	11.337	10:04:51.511	
2 -	1:42.271	50.772	2:33.043 (3)	69.83	2.715	10:07:24.554	
3 -	1:41.075	<b>49.253</b>	<b>2:30.328 (1)</b>	<b>71.09</b>		<b>10:09:54.882</b>	
4 -	<b>1:41.041</b>	50.040	2:31.081 (2)	70.74	0.753	10:12:25.963	

P17		54 S		Ben SCOTT		Kawasaki NINJA 250 - GI Landscapes VampTech	
IDEAL LAP TIME : 2:30.483		BEST LAP TIME : 2:30.483		DIFFERENCE : 0.000			
LAP	SECTOR 1	SECTOR 2	LAP TIME	MPH	DIFF	TIME OF DAY	
1 -	1:49.917	52.649	2:42.566	65.74	12.083	10:04:51.421	
2 -	1:41.743	50.770	2:32.513 (3)	70.07	2.030	10:07:23.934	
3 -	<b>1:40.145</b>	<b>50.338</b>	<b>2:30.483 (1)</b>	<b>71.02</b>		<b>10:09:54.417</b>	
4 -	1:41.231	50.769	2:32.000 (2)	70.31	1.517	10:12:26.417	

P18		12 J		Kees RAMSEY		Kawasaki NINJA 400 -	
IDEAL LAP TIME : 2:30.183		BEST LAP TIME : 2:30.521		DIFFERENCE : 0.338			
LAP	SECTOR 1	SECTOR 2	LAP TIME	MPH	DIFF	TIME OF DAY	
1 -	1:49.763	52.310	2:42.073	65.94	11.552	10:04:52.782	
2 -	1:42.223	50.682	2:32.905 (3)	69.90	2.384	10:07:25.687	
3 -	1:40.682	<b>49.997</b>	2:30.679 (2)	70.93	0.158	10:09:56.366	
4 -	<b>1:40.186</b>	50.335	<b>2:30.521 (1)</b>	<b>71.00</b>		<b>10:12:26.887</b>	

P19		0 S		David COURT		Kawasaki NINJA 300 -	
IDEAL LAP TIME : 2:31.140		BEST LAP TIME : 2:31.349		DIFFERENCE : 0.209			
LAP	SECTOR 1	SECTOR 2	LAP TIME	MPH	DIFF	TIME OF DAY	
1 -	1:47.098	51.132	2:38.230	67.54	6.881	10:04:48.885	
2 -	1:40.357	<b>51.011</b>	2:31.368 (2)	70.60	0.019	10:07:20.253	
3 -	<b>1:40.129</b>	51.220	<b>2:31.349 (1)</b>	<b>70.61</b>		<b>10:09:51.602</b>	
4 -	1:40.729	51.290	2:32.019 (3)	70.30	0.670	10:12:23.621	

# BMCRC - MRO Championships 2023 - Rnd 7 @ Snetterton

## ACU Team Green Junior Cup & Senior Ninja Series

### QUALIFYING - SECTOR ANALYSIS



SECTOR 1 = FL to I1, SECTOR 2 = I1 to FL, DIFF = Difference To Personal Best Lap, P = Crossed Finish Line in Pit Lane, D = Time Disallowed

<b>P20 16 J Aleisha LAYTON</b>		Kawasaki NINJA 300 - Bluebell Inn				
IDEAL LAP TIME : 2:35.982		BEST LAP TIME : 2:35.982		DIFFERENCE : 0.000		
LAP	SECTOR 1	SECTOR 2	LAP TIME	MPH	DIFF	TIME OF DAY
1 -	1:51.554	53.494	2:45.048	64.75	9.066	10:04:57.754
2 -	1:46.834	53.298	2:40.132 (3)	66.74	4.150	10:07:37.886
3 -	1:45.319	52.580	2:37.899 (2)	67.68	1.917	10:10:15.785
4 -	<b>1:44.045</b>	<b>51.937</b>	<b>2:35.982 (1)</b>	<b>68.52</b>		<b>10:12:51.767</b>

<b>P21 4 S Nigel FRANKLIN</b>		Kawasaki NINJA - Jane Franklin				
IDEAL LAP TIME : 2:36.359		BEST LAP TIME : 2:36.802		DIFFERENCE : 0.443		
LAP	SECTOR 1	SECTOR 2	LAP TIME	MPH	DIFF	TIME OF DAY
1 -	1:51.710	53.907	2:45.617	64.53	8.815	10:04:58.172
2 -	1:45.614	<b>52.153</b>	2:37.767 (3)	67.74	0.965	10:07:35.939
3 -	<b>1:44.206</b>	52.596	<b>2:36.802 (1)</b>	<b>68.16</b>		<b>10:10:12.741</b>
4 -	1:44.590	52.750	2:37.340 (2)	67.92	0.538	10:12:50.081

<b>P22 33 J Patrick KLINGE</b>		Kawasaki NINJA 300 - Klingklong Racing				
IDEAL LAP TIME : 2:54.534		BEST LAP TIME : 2:54.534		DIFFERENCE : 0.000		
LAP	SECTOR 1	SECTOR 2	LAP TIME	MPH	DIFF	TIME OF DAY
1 -	2:02.435	57.677	3:00.112 (2)	59.34	5.578	10:05:13.280
2 -	<b>1:56.872</b>	<b>57.662</b>	<b>2:54.534 (1)</b>	<b>61.23</b>		<b>10:08:07.814</b>

# BMCRC - MRO Championships 2023 - Rnd 7 @ Snetterton

## ACU Team Green Junior Cup & Senior Ninja Series

### QUALIFYING - BEST SECTORS

SECTOR 1				SECTOR 2				IDEAL / BEST COMPARISON				
POS	NO	NAME	TIME	NO	NAME	TIME	POS	NO	NAME	IDEAL	BEST	DIFF
									<b>PERFECT LAP</b>	<b>2:17.786</b>		
1	1	ATKINSON	1:32.731	1	ATKINSON	45.055	1	1	ATKINSON	2:17.786	2:17.835	0.049
2	35	WESTON	1:33.381	35	WESTON	45.284	2	35	WESTON	2:18.665	2:18.665	0.000
3	191	DANCE	1:33.398	191	DANCE	45.533	3	191	DANCE	2:18.931	2:18.931	0.000
4	34	ARBON	1:34.125	34	ARBON	45.851	4	34	ARBON	2:19.976	2:19.976	0.000
5	45	MACKENZIE	1:34.635	31	PARK	46.034	5	45	MACKENZIE	2:21.228	2:21.228	0.000
6	31	PARK	1:35.244	65	BREESE	46.153	6	31	PARK	2:21.278	2:21.406	0.128
7	79	McCabe	1:35.791	79	McCabe	46.276	7	79	McCabe	2:22.067	2:22.067	0.000
8	77	WHITE	1:35.794	45	MACKENZIE	46.593	8	65	BREESE	2:22.485	2:22.485	0.000
9	10	BRUNSDON	1:36.184	77	WHITE	46.753	9	77	WHITE	2:22.547	2:22.781	0.234
10	18	HIGGINS	1:36.203	27	BROWN	47.564	10	10	BRUNSDON	2:23.809	2:24.192	0.383
11	65	BREESE	1:36.332	10	BRUNSDON	47.625	11	18	HIGGINS	2:23.837	2:23.929	0.092
12	27	BROWN	1:37.086	18	HIGGINS	47.634	12	27	BROWN	2:24.650	2:24.887	0.237
13	7	GARBETT	1:37.950	400	THURTL	48.836	13	7	GARBETT	2:26.915	2:28.217	1.302
14	400	THURTL	1:39.231	7	GARBETT	48.965	14	400	THURTL	2:28.067	2:28.067	0.000
15	0	COURT	1:40.129	58	WOOD	49.253	15	12	RAMSEY	2:30.183	2:30.521	0.338
16	54	SCOTT	1:40.145	12	RAMSEY	49.997	16	11	BATE	2:30.246	2:30.246	0.000
17	11	BATE	1:40.160	11	BATE	50.086	17	58	WOOD	2:30.294	2:30.328	0.034
18	12	RAMSEY	1:40.186	54	SCOTT	50.338	18	54	SCOTT	2:30.483	2:30.483	0.000
19	58	WOOD	1:41.041	0	COURT	51.011	19	0	COURT	2:31.140	2:31.349	0.209
20	16	LAYTON	1:44.045	16	LAYTON	51.937	20	16	LAYTON	2:35.982	2:35.982	0.000
21	4	FRANKLIN	1:44.206	4	FRANKLIN	52.153	21	4	FRANKLIN	2:36.359	2:36.802	0.443
22	33	KLINGE	1:56.872	33	KLINGE	57.662	22	33	KLINGE	2:54.534	2:54.534	0.000

# BMCRC - MRO Championships 2023 - Rnd 7 @ Snetterton

## ACU Team Green Junior Cup & Senior Ninja Series

### QUALIFYING - STATISTICS

**Competitors Started** 22  
**Planned Start** 2023-09-02 @ 09:52:00.000  
**Actual Start** 2023-09-02 @ 10:01:53.406  
**Finish Time** 2023-09-02 @ 10:11:54.056  
**Track Length** 2.9689mi.  
**Total Laps** 96  
**Total Distance Covered** 285.0155mi.

### Session Fastest Lap History

NO	CL	NAME	LAP TIME	TIME OF DAY	LAP	VEHICLE
1	S	Phil ATKINSON	<b>2:26.421</b>	10:04:30.115	1	Kawasaki NINJA 400
191	J	Craig DANCE	<b>2:26.048</b>	10:04:34.185	1	Kawasaki NINJA 400
1	S	Phil ATKINSON	<b>2:19.001</b>	10:06:49.117	2	Kawasaki NINJA 400
1	S	Phil ATKINSON	<b>2:18.104</b>	10:09:07.220	3	Kawasaki NINJA 400
1	S	Phil ATKINSON	<b>2:17.835</b>	10:11:25.055	4	Kawasaki NINJA 400

### Flag History

TYPE	TIME OF DAY
GREEN	10:01:53.406
FINISH	10:11:54.056

### Flag Statistics

TYPE	COUNT	TOTAL LAPS	TOTAL TIME
Green	1	5	12:36.984
Red	0	0	0.000
Safety Car	0	0	0.000
FCY	0	0	0.000

# BMCRC - MRO Championships 2023 - Rnd 7 @ Snetterton

## ACU Team Green Junior Cup & Senior Ninja Series

### QUALIFYING - STATISTICS

CLASS : J

12 Starters

#### Fastest Lap History

NO	NAME	LAP TIME	TIME OF DAY	LAP	VEHICLE
31	Robbie PARK	<b>2:27.421</b>	10:04:32.645	1	Kawasaki NINJA
191	Craig DANCE	<b>2:26.048</b>	10:04:34.185	1	Kawasaki NINJA 400
191	Craig DANCE	<b>2:21.100</b>	10:06:55.284	2	Kawasaki NINJA 400
35	Zack WESTON	<b>2:20.953</b>	10:07:08.303	2	Kawasaki NINJA 400
191	Craig DANCE	<b>2:19.685</b>	10:09:14.969	3	Kawasaki NINJA 400
35	Zack WESTON	<b>2:18.665</b>	10:09:26.968	3	Kawasaki NINJA 400

# BMCRC - MRO Championships 2023 - Rnd 7 @ Snetterton

## ACU Team Green Junior Cup & Senior Ninja Series

### QUALIFYING - STATISTICS

**CLASS : S**

10 Starters

#### Fastest Lap History

NO	NAME	LAP TIME	TIME OF DAY	LAP	VEHICLE
1	Phil ATKINSON	<b>2:26.421</b>	10:04:30.115	1	Kawasaki NINJA 400
1	Phil ATKINSON	<b>2:19.001</b>	10:06:49.117	2	Kawasaki NINJA 400
1	Phil ATKINSON	<b>2:18.104</b>	10:09:07.220	3	Kawasaki NINJA 400
1	Phil ATKINSON	<b>2:17.835</b>	10:11:25.055	4	Kawasaki NINJA 400

# BMCRC - MRO Championships 2023 - Rnd 7 @ Snetterton

## ACU Team Green Junior Cup & Senior Ninja Series

### RACE 5 - GRID (5 Laps)



# Kawasaki

ROW 8			22	33	Patrick KLINGE	2:54.534							
ROW 7	21	4	Nigel FRANKLIN	2:36.802	20	16	Aleisha LAYTON	2:35.982	19	0	David COURT	2:31.349	
ROW 6	18	12	Kees RAMSEY	2:30.521	17	54	Ben SCOTT	2:30.483	16	58	Matthew WOOD	2:30.328	
ROW 5		15	11	Freddie BATE	2:30.246	14	7	Kobe GARBETT	2:28.217	13	400	Stuart THURTLE	2:28.067
ROW 4	12	27	Ben BROWN	2:24.887	11	10	Mike BRUNSDON	2:24.192	10	18	George HIGGINS	2:23.929	
ROW 3		9	77	Joe WHITE	2:22.781	8	65	Konrad BREESE	2:22.485	7	79	Harley McCabe	2:22.067
ROW 2	6	31	Robbie PARK	2:21.406	5	45	Marley MACKENZIE	2:21.228	4	34	Oliver ARBON	2:19.976	
ROW 1		3	191	Craig DANCE	2:18.931	2	35	Zack WESTON	2:18.665	1	1	Phil ATKINSON	2:17.835
<b>Pole</b>													

Snetterton 300: 2.9689 miles

These results are provisional until the conclusion of any judicial and technical matters.

Clerk Of Course :	Stewards :	Timekeeper : <i>Craig Smith</i>
-------------------	------------	------------------------------------

Results can be found at [www.tsl-timing.com](http://www.tsl-timing.com)

Printed - 10:15 Saturday, 02 September 2023



# BMCRC - MRO Championships 2023 - Rnd 7 @ Snetterton



## ACU Team Green Junior Cup & Senior Ninja Series

### RACE 5 - CLASSIFICATION

# Kawasaki

POS	NO	CL	PIC NAME	ENTRY	LAPS	TIME	GAP	DIFF	MPH	BEST	ON
1	35	J	1 Zack WESTON	Kawasaki NINJA 400 - NW Racing	5	11:33.709			77.03	2:16.775	3
2	1	S	1 Phil ATKINSON	Kawasaki NINJA 400 - ROSE MOT/Q Oil Treatment	5	11:33.864	0.155	0.155	77.01	2:16.834	2
3	191	J	2 Craig DANCE	Kawasaki NINJA 400 - 2 brothers scaffolding	5	11:38.094	4.385	4.230	76.55	2:18.107	5
4	79	J	3 Harley McCABE	Kawasaki -	5	11:38.664	4.955	0.570	76.48	2:18.328	2
5	31	J	4 Robbie PARK	Kawasaki NINJA - Mom	5	11:48.949	15.240	10.285	75.37	2:19.720	2
6	65	S	2 Konrad BREESE	Kawasaki NINJA 400 - STIHL Racing	5	11:52.662	18.953	3.713	74.98	2:20.855	2
7	77	S	3 Joe WHITE	Kawasaki NINJA 400 - Just In Graphics /MZ CONTR	5	11:57.609	23.900	4.947	74.47	2:21.715	2
8	27	S	4 Ben BROWN	Kawasaki NINJA - Hunts Motorcycles	5	11:57.641	23.932	0.032	74.46	2:21.477	2
9	7	J	5 Kobe GARBETT	Kawasaki NINJA 400 - Toro Verde	5	12:10.862	37.153	13.221	73.11	2:23.703	2
10	10	S	5 Mike BRUNSDON	Kawasaki NINJA 400 - Parts Europe	5	12:15.285	41.576	4.423	72.67	2:24.637	2
11	18	J	6 George HIGGINS	Kawasaki NINJA 400 - Aztec Racing	5	12:24.366	50.657	9.081	71.79	2:23.854	4
12	11	J	7 Freddie BATE	Kawasaki NINJA 300 - hartjay	5	12:27.099	53.390	2.733	71.53	2:27.008	4
13	0	S	6 David COURT	Kawasaki NINJA 300 -	5	12:34.019	1:00.310	6.920	70.87	2:28.324	2
14	58*	J	8 Matthew WOOD	Kawasaki NINJA 300 -	5	12:34.802	1:01.093	0.783	70.80	2:25.727	5
15	54	S	7 Ben SCOTT	Kawasaki NINJA 250 - GI Landscapes VampTech	5	12:38.504	1:04.795	3.702	70.45	2:28.974	4
16	400	S	8 Stuart THURTL	Kawasaki NINJA 400 - TeamTortoise Racing	5	12:38.673	1:04.964	0.169	70.43	2:28.409	4
17	16	J	9 Aleisha LAYTON	Kawasaki NINJA 300 - Bluebell Inn	5	12:43.116	1:09.407	4.443	70.02	2:30.206	4
18	12	J	10 Kees RAMSEY	Kawasaki NINJA 400 -	5	12:47.030	1:13.321	3.914	69.67	2:29.534	2
19	4	S	9 Nigel FRANKLIN	Kawasaki NINJA - Jane Franklin	5	13:10.838	1:37.129	23.808	67.57	2:35.790	2
20	33	J	11 Patrick KLINGE	Kawasaki NINJA 300 - Klingklong Racing	5	14:04.450	2:30.741	53.612	63.28	2:46.158	2

#### NOT CLASSIFIED

DNF	34	S	Oliver ARBON	Kawasaki NINJA 400 - tt plumbing and heating	3	7:01.927	2 Laps	2 Laps	75.99	2:17.835	2
DNF	45	J	Marley MACKENZIE	Kawasaki NINJA - Kirkcaldy Kawasaki, ELPM	2	4:45.660	3 Laps	1 Lap	74.83	2:19.761	2

#### FASTEST LAP

35	J	Zack WESTON	Kawasaki NINJA 400 - NW Racing	3	2:16.775	78.14 mph	125.75 kph
1	S	Phil ATKINSON	Kawasaki NINJA 400 - ROSE MOT/Q Oil Treatment	2	2:16.834	78.10 mph	125.70 kph

\* Bike 58 - 10 second penalty - jump start  
 Class J - 92.5% of Race Speed = 71.25 mph  
 Class S - 92.5% of Race Speed = 71.23 mph

Weather / Track : Cloudy / Dry

These results are provisional until the conclusion of any judicial and technical matters.

Race Distance: 5 Laps / 14.84 miles

Snetterton 300: 2.9689 miles

Date: 02/09/2023 Start: 12:54 Finish: 13:06

Clerk Of Course :	Stewards :	Timekeeper : <i>Craig Smith</i>
-------------------	------------	------------------------------------

Results can be found at [www.tsl-timing.com](http://www.tsl-timing.com)

Printed - 13:11 Saturday, 02 September 2023





# BMCRC - MRO Championships 2023 - Rnd 7 @ Snetterton

## ACU Team Green Junior Cup & Senior Ninja Series

### RACE 5 - LAP CHART

LAP 1 @ 12:57:13.827			LAP 2 @ 12:59:31.310			LAP 3 @ 13:01:48.487			LAP 4 @ 13:04:06.219			LAP 5 @ 13:06:23.685		
NO	BEHIND	LAP TIME	NO	BEHIND	LAP TIME	NO	BEHIND	LAP TIME	NO	BEHIND	LAP TIME	NO	BEHIND	LAP TIME
191		2:23.851	1		2:16.834	35		2:16.775	35		2:17.732	35		2:17.466
35	0.038	2:23.889	35	0.402	2:17.847	1	0.226	2:17.403	1	0.102	2:17.608	1	0.155	2:17.519
34	0.569	2:24.420	34	0.921	2:17.835	79	2.839	2:18.495	191	3.744	2:18.143	191	4.385	2:18.107
1	0.649	2:24.500	191	1.439	2:18.922	191	3.333	2:19.071	79	3.955	2:18.848	79	4.955	2:18.466
79	0.676	2:24.527	79	1.521	2:18.328	34	3.416	2:19.672	31	11.455	2:21.230	31	15.240	2:21.251
31	1.961	2:25.812	31	4.198	2:19.720	31	7.957	2:20.936	65	14.844	2:21.424	65	18.953	2:21.575
45	2.048	2:25.899	45	4.326	2:19.761	65	11.152	2:21.572	77	19.266	2:23.038	77	23.900	2:22.100
65	3.385	2:27.236	65	6.757	2:20.855	77	13.960	2:22.719	27	19.352	2:23.029	27	23.932	2:22.046
77	4.186	2:28.037	77	8.418	2:21.715	27	14.055	2:22.671	7	28.823	2:26.143	7	37.153	2:25.796
27	4.567	2:28.418	27	8.561	2:21.477	7	20.412	2:24.161	10	33.385	2:26.798	10	41.576	2:25.657
7	7.208	2:31.059	7	13.428	2:23.703	10	24.319	2:25.559	58	42.832	2:27.099	18	50.657	2:24.484
10	8.783	2:32.634	10	15.937	2:24.637	58	33.465	2:26.526	11	43.552	2:27.008	58	51.093	2:25.727
11	10.418	2:34.269	11	20.928	2:27.993	11	34.276	2:30.525	18	43.639	2:23.854	11	53.390	2:27.304
0	10.664	2:34.515	0	21.505	2:28.324	0	36.432	2:32.104	0	48.409	2:29.709	0	1:00.310	2:29.367
58	14.493	2:38.344	58	24.116	2:27.106	18	37.517	2:25.596	54	52.891	2:28.974	54	1:04.795	2:29.370
12	16.414	2:40.265	12	28.465	2:29.534	54	41.649	2:29.614	400	53.857	2:28.409	400	1:04.964	2:28.573
400	16.644	2:40.495	18	29.098	2:26.831	12	42.921	2:31.633	16	56.608	2:30.206	16	1:09.407	2:30.265
54	17.151	2:41.002	54	29.212	2:29.544	400	43.180	2:30.428	12	58.656	2:33.467	12	1:13.321	2:32.131
16	17.315	2:41.166	400	29.929	2:30.768	16	44.134	2:30.217	4	1:18.574	2:37.110	4	1:37.129	2:36.021
18	19.750	2:43.601	16	31.094	2:31.262	4	59.196	2:35.799	33	2:00.551	2:48.145	33	2:30.741	2:47.656
4	22.267	2:46.118	4	40.574	2:35.790	33	1:30.138	2:48.459						
33	30.181	2:54.032	33	58.856	2:46.158									

# BMCRC - MRO Championships 2023 - Rnd 7 @ Snetterton

## ACU Team Green Junior Cup & Senior Ninja Series

### RACE 5 - POSITION CHART

No	Name	Lap Pos	Lap				
			1	2	3	4	5
1	ATKINSON	1	191	1	35	35	35
35	WESTON	2	35	35	1	1	1
191	DANCE	3	34	34	79	191	191
34	ARBON	4	1	191	191	79	79
45	MACKENZIE	5	79	79	34	31	31
31	PARK	6	31	31	31	65	65
79	McCABE	7	45	45	65	77	77
65	BREESE	8	65	65	77	27	27
77	WHITE	9	77	77	27	7	7
18	HIGGINS	10	27	27	7	10	10
10	BRUNSDON	11	7	7	10	58	18
27	BROWN	12	10	10	58	11	58
400	THURTLÉ	13	11	11	11	18	11
7	GARBETT	14	0	0	0	0	0
11	BATE	15	58	58	18	54	54
58	WOOD	16	12	12	54	400	400
54	SCOTT	17	400	18	12	16	16
12	RAMSEY	18	54	54	400	12	12
0	COURT	19	16	400	16	4	4
16	LAYTON	20	18	16	4	33	33
4	FRANKLIN	21	4	4	33		
33	KLINGE	22	33	33			

# BMCRC - MRO Championships 2023 - Rnd 7 @ Snetterton

## ACU Team Green Junior Cup & Senior Ninja Series

### RACE 5 - SECTOR ANALYSIS



SECTOR 1 = FL to I1, SECTOR 2 = I1 to FL, DIFF = Difference To Personal Best Lap, P = Crossed Finish Line in Pit Lane, D = Time Disallowed

P1 35 J		Zack WESTON		Kawasaki NINJA 400 - NW Racing		
IDEAL LAP TIME : 2:16.560		BEST LAP TIME : 2:16.775		DIFFERENCE : 0.215		
LAP	SECTOR 1	SECTOR 2	LAP TIME	MPH	DIFF	TIME OF DAY
1 -		45.946	2:23.889	74.27	7.114	12:57:13.865
2 -	1:32.872	<b>44.975</b>	2:17.847	77.53	1.072	12:59:31.712
3 -	<b>1:31.585</b>	45.190	<b>2:16.775 (1)</b>	<b>78.14</b>		<b>13:01:48.487</b>
4 -	1:32.289	45.443	2:17.732 (3)	77.60	0.957	13:04:06.219
5 -	1:32.008	45.458	2:17.466 (2)	77.75	0.691	13:06:23.685

P2 1 S		Phil ATKINSON		Kawasaki NINJA 400 - ROSE MOT/Q Oil Treatments		
IDEAL LAP TIME : 2:16.607		BEST LAP TIME : 2:16.834		DIFFERENCE : 0.227		
LAP	SECTOR 1	SECTOR 2	LAP TIME	MPH	DIFF	TIME OF DAY
1 -		46.471	2:24.500	73.96	7.666	12:57:14.476
2 -	1:32.303	<b>44.531</b>	<b>2:16.834 (1)</b>	<b>78.10</b>		<b>12:59:31.310</b>
3 -	1:32.118	45.285	2:17.403 (2)	77.78	0.569	13:01:48.713
4 -	1:32.205	45.403	2:17.608	77.67	0.774	13:04:06.321
5 -	<b>1:32.076</b>	45.443	2:17.519 (3)	77.72	0.685	13:06:23.840

P3 191 J		Craig DANCE		Kawasaki NINJA 400 - 2 brothers scaffolding		
IDEAL LAP TIME : 2:17.869		BEST LAP TIME : 2:18.107		DIFFERENCE : 0.238		
LAP	SECTOR 1	SECTOR 2	LAP TIME	MPH	DIFF	TIME OF DAY
1 -		45.682	2:23.851	74.29	5.744	12:57:13.827
2 -	1:33.503	45.419	2:18.922 (3)	76.93	0.815	12:59:32.749
3 -	1:33.782	<b>45.289</b>	2:19.071	76.85	0.964	13:01:51.820
4 -	<b>1:32.580</b>	45.563	2:18.143 (2)	77.36	0.036	13:04:09.963
5 -	1:32.759	45.348	<b>2:18.107 (1)</b>	<b>77.38</b>		<b>13:06:28.070</b>

P4 79 J		Harley McCABE		Kawasaki -		
IDEAL LAP TIME : 2:18.163		BEST LAP TIME : 2:18.328		DIFFERENCE : 0.165		
LAP	SECTOR 1	SECTOR 2	LAP TIME	MPH	DIFF	TIME OF DAY
1 -		46.358	2:24.527	73.95	6.199	12:57:14.503
2 -	<b>1:33.093</b>	45.235	<b>2:18.328 (1)</b>	<b>77.26</b>		<b>12:59:32.831</b>
3 -	1:33.284	45.211	2:18.495 (3)	77.17	0.167	13:01:51.326
4 -	1:33.276	45.572	2:18.848	76.97	0.520	13:04:10.174
5 -	1:33.396	<b>45.070</b>	2:18.466 (2)	77.18	0.138	13:06:28.640

P5 31 J		Robbie PARK		Kawasaki NINJA - Mom		
IDEAL LAP TIME : 2:19.720		BEST LAP TIME : 2:19.720		DIFFERENCE : 0.000		
LAP	SECTOR 1	SECTOR 2	LAP TIME	MPH	DIFF	TIME OF DAY
1 -		45.824	2:25.812	73.30	6.092	12:57:15.788
2 -	<b>1:34.042</b>	<b>45.678</b>	<b>2:19.720 (1)</b>	<b>76.49</b>		<b>12:59:35.508</b>
3 -	1:34.482	46.454	2:20.936 (2)	75.83	1.216	13:01:56.444
4 -	1:35.536	45.694	2:21.230 (3)	75.67	1.510	13:04:17.674
5 -	1:35.122	46.129	2:21.251	75.66	1.531	13:06:38.925

P6 65 S		Konrad BREESE		Kawasaki NINJA 400 - STIHL Racing		
IDEAL LAP TIME : 2:20.757		BEST LAP TIME : 2:20.855		DIFFERENCE : 0.098		
LAP	SECTOR 1	SECTOR 2	LAP TIME	MPH	DIFF	TIME OF DAY
1 -		<b>46.210</b>	2:27.236	72.59	6.381	12:57:17.212
2 -	<b>1:34.547</b>	46.308	<b>2:20.855 (1)</b>	<b>75.88</b>		<b>12:59:38.067</b>
3 -	1:35.174	46.398	2:21.572 (3)	75.49	0.717	13:01:59.639
4 -	1:35.000	46.424	2:21.424 (2)	75.57	0.569	13:04:21.063
5 -	1:35.015	46.560	2:21.575	75.49	0.720	13:06:42.638

# BMCRC - MRO Championships 2023 - Rnd 7 @ Snetterton

## ACU Team Green Junior Cup & Senior Ninja Series

### RACE 5 - SECTOR ANALYSIS



SECTOR 1 = FL to I1, SECTOR 2 = I1 to FL, DIFF = Difference To Personal Best Lap, P = Crossed Finish Line in Pit Lane, D = Time Disallowed

P7 77 S		Joe WHITE		Kawasaki NINJA 400 - Just In Graphics /MZ CONTRACTS/ Silver			
IDEAL LAP TIME : 2:21.666		BEST LAP TIME : 2:21.715		DIFFERENCE : 0.049			
LAP	SECTOR 1	SECTOR 2	LAP TIME	MPH	DIFF	TIME OF DAY	
1 -		<b>46.577</b>	2:28.037	72.19	6.322	12:57:18.013	
2 -	<b>1:35.089</b>	46.626	<b>2:21.715 (1)</b>	<b>75.41</b>		<b>12:59:39.728</b>	
3 -	1:35.739	46.980	2:22.719 (3)	74.88	1.004	13:02:02.447	
4 -	1:35.731	47.307	2:23.038	74.72	1.323	13:04:25.485	
5 -	1:35.427	46.673	2:22.100 (2)	75.21	0.385	13:06:47.585	

P8 27 S		Ben BROWN		Kawasaki NINJA - Hunts Motorcycles			
IDEAL LAP TIME : 2:21.219		BEST LAP TIME : 2:21.477		DIFFERENCE : 0.258			
LAP	SECTOR 1	SECTOR 2	LAP TIME	MPH	DIFF	TIME OF DAY	
1 -		<b>46.435</b>	2:28.418	72.01	6.941	12:57:18.394	
2 -	<b>1:34.784</b>	46.693	<b>2:21.477 (1)</b>	<b>75.54</b>		<b>12:59:39.871</b>	
3 -	1:35.609	47.062	2:22.671 (3)	74.91	1.194	13:02:02.542	
4 -	1:35.819	47.210	2:23.029	74.72	1.552	13:04:25.571	
5 -	1:35.310	46.736	2:22.046 (2)	75.24	0.569	13:06:47.617	

P9 7 J		Kobe GARBETT		Kawasaki NINJA 400 - Toro Verde			
IDEAL LAP TIME : 2:23.703		BEST LAP TIME : 2:23.703		DIFFERENCE : 0.000			
LAP	SECTOR 1	SECTOR 2	LAP TIME	MPH	DIFF	TIME OF DAY	
1 -		47.996	2:31.059	70.75	7.356	12:57:21.035	
2 -	<b>1:35.795</b>	<b>47.908</b>	<b>2:23.703 (1)</b>	<b>74.37</b>		<b>12:59:44.738</b>	
3 -	1:36.193	47.968	2:24.161 (2)	74.13	0.458	13:02:08.899	
4 -	1:37.238	48.905	2:26.143	73.13	2.440	13:04:35.042	
5 -	1:37.616	48.180	2:25.796 (3)	73.30	2.093	13:07:00.838	

P10 10 S		Mike BRUNSDON		Kawasaki NINJA 400 - Parts Europe			
IDEAL LAP TIME : 2:24.637		BEST LAP TIME : 2:24.637		DIFFERENCE : 0.000			
LAP	SECTOR 1	SECTOR 2	LAP TIME	MPH	DIFF	TIME OF DAY	
1 -		47.571	2:32.634	70.02	7.997	12:57:22.610	
2 -	<b>1:37.153</b>	<b>47.484</b>	<b>2:24.637 (1)</b>	<b>73.89</b>		<b>12:59:47.247</b>	
3 -	1:37.758	47.801	2:25.559 (2)	73.42	0.922	13:02:12.806	
4 -	1:38.958	47.840	2:26.798	72.80	2.161	13:04:39.604	
5 -	1:37.573	48.084	2:25.657 (3)	73.37	1.020	13:07:05.261	

P11 18 J		George HIGGINS		Kawasaki NINJA 400 - Aztec Racing			
IDEAL LAP TIME : 2:23.854		BEST LAP TIME : 2:23.854		DIFFERENCE : 0.000			
LAP	SECTOR 1	SECTOR 2	LAP TIME	MPH	DIFF	TIME OF DAY	
1 -		48.508	2:43.601	65.33	19.747	12:57:33.577	
2 -	1:37.222	49.609	2:26.831	72.79	2.977	13:00:00.408	
3 -	1:37.122	48.474	2:25.596 (3)	73.40	1.742	13:02:26.004	
4 -	<b>1:36.620</b>	<b>47.234</b>	<b>2:23.854 (1)</b>	<b>74.29</b>		<b>13:04:49.858</b>	
5 -	1:36.881	47.603	2:24.484 (2)	73.97	0.630	13:07:14.342	

P12 11 J		Freddie BATE		Kawasaki NINJA 300 - hartjay			
IDEAL LAP TIME : 2:26.952		BEST LAP TIME : 2:27.008		DIFFERENCE : 0.056			
LAP	SECTOR 1	SECTOR 2	LAP TIME	MPH	DIFF	TIME OF DAY	
1 -		48.807	2:34.269	69.28	7.261	12:57:24.245	
2 -	<b>1:38.267</b>	49.726	2:27.993 (3)	72.22	0.985	12:59:52.238	
3 -	1:40.495	50.030	2:30.525	71.00	3.517	13:02:22.763	
4 -	1:38.323	<b>48.685</b>	<b>2:27.008 (1)</b>	<b>72.70</b>		<b>13:04:49.771</b>	
5 -	1:38.447	48.857	2:27.304 (2)	72.55	0.296	13:07:17.075	

# BMCRC - MRO Championships 2023 - Rnd 7 @ Snetterton

## ACU Team Green Junior Cup & Senior Ninja Series

### RACE 5 - SECTOR ANALYSIS



SECTOR 1 = FL to I1, SECTOR 2 = I1 to FL, DIFF = Difference To Personal Best Lap, P = Crossed Finish Line in Pit Lane, D = Time Disallowed

P13		0 S	David COURT	Kawasaki NINJA 300 -		
IDEAL LAP TIME : 2:26.593		BEST LAP TIME : 2:28.324		DIFFERENCE : 1.731		
LAP	SECTOR 1	SECTOR 2	LAP TIME	MPH	DIFF	TIME OF DAY
1 -		<b>48.606</b>	2:34.515	69.17	6.191	12:57:24.491
2 -	<b>1:37.987</b>	50.337	<b>2:28.324 (1)</b>	<b>72.05</b>		<b>12:59:52.815</b>
3 -	1:41.672	50.432	2:32.104	70.26	3.780	13:02:24.919
4 -	1:39.790	49.919	2:29.709 (3)	71.39	1.385	13:04:54.628
5 -	1:38.852	50.515	2:29.367 (2)	71.55	1.043	13:07:23.995

P14		58 J	Matthew WOOD	Kawasaki NINJA 300 -		
IDEAL LAP TIME : 2:25.727		BEST LAP TIME : 2:25.727		DIFFERENCE : 0.000		
LAP	SECTOR 1	SECTOR 2	LAP TIME	MPH	DIFF	TIME OF DAY
1 -		53.910	2:38.344	67.49	12.617	12:57:28.320
2 -	1:38.814	48.292	2:27.106	72.65	1.379	12:59:55.426
3 -	1:38.206	48.320	2:26.526 (2)	72.94	0.799	13:02:21.952
4 -	1:39.161	47.938	2:27.099 (3)	72.65	1.372	13:04:49.051
5 -	<b>1:37.827</b>	<b>47.900</b>	<b>2:25.727 (1)</b>	<b>73.34</b>		<b>13:07:14.778</b>

P15		54 S	Ben SCOTT	Kawasaki NINJA 250 - GI Landscapes VampTech		
IDEAL LAP TIME : 2:28.947		BEST LAP TIME : 2:28.974		DIFFERENCE : 0.027		
LAP	SECTOR 1	SECTOR 2	LAP TIME	MPH	DIFF	TIME OF DAY
1 -		50.497	2:41.002	66.38	12.028	12:57:30.978
2 -	1:39.587	<b>49.957</b>	2:29.544 (3)	71.47	0.570	13:00:00.522
3 -	1:39.574	50.040	2:29.614	71.43	0.640	13:02:30.136
4 -	<b>1:38.990</b>	49.984	<b>2:28.974 (1)</b>	<b>71.74</b>		<b>13:04:59.110</b>
5 -	1:39.345	50.025	2:29.370 (2)	71.55	0.396	13:07:28.480

P16		400 S	Stuart THURTLÉ	Kawasaki NINJA 400 - TeamTortoise Racing		
IDEAL LAP TIME : 2:28.165		BEST LAP TIME : 2:28.409		DIFFERENCE : 0.244		
LAP	SECTOR 1	SECTOR 2	LAP TIME	MPH	DIFF	TIME OF DAY
1 -		53.322	2:40.495	66.59	12.086	12:57:30.471
2 -	1:40.499	50.269	2:30.768	70.89	2.359	13:00:01.239
3 -	<b>1:39.101</b>	51.327	2:30.428 (3)	71.05	2.019	13:02:31.667
4 -	1:39.158	49.251	<b>2:28.409 (1)</b>	<b>72.01</b>		<b>13:05:00.076</b>
5 -	1:39.509	<b>49.064</b>	2:28.573 (2)	71.93	0.164	13:07:28.649

P17		16 J	Aleisha LAYTON	Kawasaki NINJA 300 - Bluebell Inn		
IDEAL LAP TIME : 2:29.168		BEST LAP TIME : 2:30.206		DIFFERENCE : 1.038		
LAP	SECTOR 1	SECTOR 2	LAP TIME	MPH	DIFF	TIME OF DAY
1 -		51.077	2:41.166	66.31	10.960	12:57:31.142
2 -	1:40.764	50.498	2:31.262	70.65	1.056	13:00:02.404
3 -	1:39.868	50.349	2:30.217 (2)	71.15	0.011	13:02:32.621
4 -	1:40.446	<b>49.760</b>	<b>2:30.206 (1)</b>	<b>71.15</b>		<b>13:05:02.827</b>
5 -	<b>1:39.408</b>	50.857	2:30.265 (3)	71.12	0.059	13:07:33.092

P18		12 J	Kees RAMSEY	Kawasaki NINJA 400 -		
IDEAL LAP TIME : 2:29.534		BEST LAP TIME : 2:29.534		DIFFERENCE : 0.000		
LAP	SECTOR 1	SECTOR 2	LAP TIME	MPH	DIFF	TIME OF DAY
1 -		50.090	2:40.265	66.69	10.731	12:57:30.241
2 -	<b>1:40.024</b>	<b>49.510</b>	<b>2:29.534 (1)</b>	<b>71.47</b>		<b>12:59:59.775</b>
3 -	1:40.183	51.450	2:31.633 (2)	70.48	2.099	13:02:31.408
4 -	1:42.099	51.368	2:33.467	69.64	3.933	13:05:04.875
5 -	1:42.179	49.952	2:32.131 (3)	70.25	2.597	13:07:37.006

# BMCRC - MRO Championships 2023 - Rnd 7 @ Snetterton

## ACU Team Green Junior Cup & Senior Ninja Series

### RACE 5 - SECTOR ANALYSIS



SECTOR 1 = FL to I1, SECTOR 2 = I1 to FL, DIFF = Difference To Personal Best Lap, P = Crossed Finish Line in Pit Lane, D = Time Disallowed

<b>P19</b>		<b>4 S</b>		<b>Nigel FRANKLIN</b>		Kawasaki NINJA - Jane Franklin	
IDEAL LAP TIME : 2:34.861		BEST LAP TIME : 2:35.790		DIFFERENCE : 0.929			
LAP	SECTOR 1	SECTOR 2	LAP TIME	MPH	DIFF	TIME OF DAY	
1 -		53.083	2:46.118	64.34	10.328	12:57:36.094	
2 -	<b>1:43.415</b>	52.375	<b>2:35.790 (1)</b>	<b>68.60</b>		<b>13:00:11.884</b>	
3 -	1:43.948	51.851	2:35.799 (2)	68.60	0.009	13:02:47.683	
4 -	1:44.593	52.517	2:37.110	68.02	1.320	13:05:24.793	
5 -	1:44.575	<b>51.446</b>	2:36.021 (3)	68.50	0.231	13:08:00.814	

<b>P20</b>		<b>33 J</b>		<b>Patrick KLINGE</b>		Kawasaki NINJA 300 - Klingklong Racing	
IDEAL LAP TIME : 2:45.767		BEST LAP TIME : 2:46.158		DIFFERENCE : 0.391			
LAP	SECTOR 1	SECTOR 2	LAP TIME	MPH	DIFF	TIME OF DAY	
1 -		<b>55.154</b>	2:54.032	61.41	7.874	12:57:44.008	
2 -	<b>1:50.613</b>	55.545	<b>2:46.158 (1)</b>	<b>64.32</b>		<b>13:00:30.166</b>	
3 -	1:52.427	56.032	2:48.459	63.44	2.301	13:03:18.625	
4 -	1:52.843	55.302	2:48.145 (3)	63.56	1.987	13:06:06.770	
5 -	1:51.278	56.378	2:47.656 (2)	63.75	1.498	13:08:54.426	

<b>P21</b>		<b>34 S</b>		<b>Oliver ARBON</b>		Kawasaki NINJA 400 - tt plumbing and heating	
IDEAL LAP TIME : 2:17.401		BEST LAP TIME : 2:17.835		DIFFERENCE : 0.434			
LAP	SECTOR 1	SECTOR 2	LAP TIME	MPH	DIFF	TIME OF DAY	
1 -		46.010	2:24.420	74.00	6.585	12:57:14.396	
2 -	1:32.956	<b>44.879</b>	<b>2:17.835 (1)</b>	<b>77.54</b>		<b>12:59:32.231</b>	
3 -	<b>1:32.522</b>	47.150	2:19.672 (2)	76.52	1.837	13:01:51.903	

<b>P22</b>		<b>45 J</b>		<b>Marley MACKENZIE</b>		Kawasaki NINJA - Kirkaldy Kawasaki, ELPM	
IDEAL LAP TIME : 2:19.761		BEST LAP TIME : 2:19.761		DIFFERENCE : 0.000			
LAP	SECTOR 1	SECTOR 2	LAP TIME	MPH	DIFF	TIME OF DAY	
1 -		45.895	2:25.899	73.25	6.138	12:57:15.875	
2 -	<b>1:33.903</b>	<b>45.858</b>	<b>2:19.761 (1)</b>	<b>76.47</b>		<b>12:59:35.636</b>	

# BMCRC - MRO Championships 2023 - Rnd 7 @ Snetterton

## ACU Team Green Junior Cup & Senior Ninja Series

### RACE 5 - BEST SECTORS

SECTOR 1			SECTOR 2			IDEAL / BEST COMPARISON						
POS	NO	NAME	TIME	NO	NAME	TIME	POS	NO	NAME	IDEAL	BEST	DIFF
1	35	WESTON	1:31.585	1	ATKINSON	44.531	1	35	WESTON	2:16.560	2:16.775	0.215
2	1	ATKINSON	1:32.076	34	ARBON	44.879	2	1	ATKINSON	2:16.607	2:16.834	0.227
3	34	ARBON	1:32.522	35	WESTON	44.975	3	34	ARBON	2:17.401	2:17.835	0.434
4	191	DANCE	1:32.580	79	McCABE	45.070	4	191	DANCE	2:17.869	2:18.107	0.238
5	79	McCABE	1:33.093	191	DANCE	45.289	5	79	McCABE	2:18.163	2:18.328	0.165
6	45	MACKENZIE	1:33.903	31	PARK	45.678	6	31	PARK	2:19.720	2:19.720	0.000
7	31	PARK	1:34.042	45	MACKENZIE	45.858	7	45	MACKENZIE	2:19.761	2:19.761	0.000
8	65	BREESE	1:34.547	65	BREESE	46.210	8	65	BREESE	2:20.757	2:20.855	0.098
9	27	BROWN	1:34.784	27	BROWN	46.435	9	27	BROWN	2:21.219	2:21.477	0.258
10	77	WHITE	1:35.089	77	WHITE	46.577	10	77	WHITE	2:21.666	2:21.715	0.049
11	7	GARBETT	1:35.795	18	HIGGINS	47.234	11	7	GARBETT	2:23.703	2:23.703	0.000
12	18	HIGGINS	1:36.620	10	BRUNSDON	47.484	12	18	HIGGINS	2:23.854	2:23.854	0.000
13	10	BRUNSDON	1:37.153	58	WOOD	47.900	13	10	BRUNSDON	2:24.637	2:24.637	0.000
14	58	WOOD	1:37.827	7	GARBETT	47.908	14	58	WOOD	2:25.727	2:25.727	0.000
15	0	COURT	1:37.987	0	COURT	48.606	15	0	COURT	2:26.593	2:28.324	1.731
16	11	BATE	1:38.267	11	BATE	48.685	16	11	BATE	2:26.952	2:27.008	0.056
17	54	SCOTT	1:38.990	400	THURTLIE	49.064	17	400	THURTLIE	2:28.165	2:28.409	0.244
18	400	THURTLIE	1:39.101	12	RAMSEY	49.510	18	54	SCOTT	2:28.947	2:28.974	0.027
19	16	LAYTON	1:39.408	16	LAYTON	49.760	19	16	LAYTON	2:29.168	2:30.206	1.038
20	12	RAMSEY	1:40.024	54	SCOTT	49.957	20	12	RAMSEY	2:29.534	2:29.534	0.000
21	4	FRANKLIN	1:43.415	4	FRANKLIN	51.446	21	4	FRANKLIN	2:34.861	2:35.790	0.929
22	33	KLINGE	1:50.613	33	KLINGE	55.154	22	33	KLINGE	2:45.767	2:46.158	0.391

PERFECT LAP 2:16.116

# BMCRC - MRO Championships 2023 - Rnd 7 @ Snetterton

## ACU Team Green Junior Cup & Senior Ninja Series

### RACE 5 - STATISTICS

<b>Competitors Started</b>	22
<b>Planned Start</b>	2023-09-02 @ 12:35:00.000
<b>Actual Start</b>	2023-09-02 @ 12:54:49.975
<b>Finish Time</b>	2023-09-02 @ 13:06:23.684
<b>Track Length</b>	2.9689mi.
<b>Total Laps</b>	105
<b>Total Distance Covered</b>	311.7357mi.

#### Session Fastest Lap History

NO	CL	NAME	LAP TIME	TIME OF DAY	LAP	VEHICLE
1	S	Phil ATKINSON	<b>2:16.834</b>	12:59:31.314	2	Kawasaki NINJA 400
35	J	Zack WESTON	<b>2:16.775</b>	13:01:48.497	3	Kawasaki NINJA 400

#### Session Leader History

NO	CL	NAME	FROM LAP	LAPS LED	DISTANCE	VEHICLE
191	J	Craig DANCE	1	1	2.96 miles	Kawasaki NINJA 400
1	S	Phil ATKINSON	2	1	2.96 miles	Kawasaki NINJA 400
35	J	Zack WESTON	3	3	8.90 miles	Kawasaki NINJA 400

#### Flag History

TYPE	TIME OF DAY
GREEN	12:54:49.975
FINISH	13:06:23.684

#### Flag Statistics

TYPE	COUNT	TOTAL LAPS	TOTAL TIME
Green	1	5	14:16.673
Red	0	0	0.000
Safety Car	0	0	0.000
FCY	0	0	0.000



# BMCRC - MRO Championships 2023 - Rnd 7 @ Snetterton

## ACU Team Green Junior Cup & Senior Ninja Series

### RACE 5 - STATISTICS

**CLASS : J**

12 Starters

#### Fastest Lap History

NO	NAME	LAP TIME	TIME OF DAY	LAP	VEHICLE
35	Zack WESTON	<b>2:17.847</b>	12:59:31.722	2	Kawasaki NINJA 400
35	Zack WESTON	<b>2:16.775</b>	13:01:48.497	3	Kawasaki NINJA 400

#### Leader History

NO	NAME	FROM LAP	LAPS LED	DISTANCE	VEHICLE
191	Craig DANCE	1	1	2.96 miles	Kawasaki NINJA 400
35	Zack WESTON	2	4	11.87 miles	Kawasaki NINJA 400

# BMCRC - MRO Championships 2023 - Rnd 7 @ Snetterton

## ACU Team Green Junior Cup & Senior Ninja Series

### RACE 5 - STATISTICS

**CLASS : S**

10 Starters

#### Fastest Lap History

NO	NAME	LAP TIME	TIME OF DAY	LAP	VEHICLE
1	Phil ATKINSON	<b>2:16.834</b>	12:59:31.314	2	Kawasaki NINJA 400

#### Leader History

NO	NAME	FROM LAP	LAPS LED	DISTANCE	VEHICLE
34	Oliver ARBON	1	1	2.96 miles	Kawasaki NINJA 400
1	Phil ATKINSON	2	4	11.87 miles	Kawasaki NINJA 400

**BMCRC - MRO Championships 2023 - Rnd 7 @ Snetterton**



**ACU Team Green Junior Cup & Senior Ninja Series**

**RACE 16 - GRID (5 Laps)**



ROW 8			22	33	Patrick KLINGE	2:46.158							
ROW 7	21	4	Nigel FRANKLIN	2:35.790	20	16	Aleisha LAYTON	2:30.206	19	12	Kees RAMSEY	2:29.534	
ROW 6	18	54	Ben SCOTT	2:28.974	17	400	Stuart THURTLÉ	2:28.409	16	0	David COURT	2:28.324	
ROW 5		15	11	Freddie BATE	2:27.008	14	58	Matthew WOOD	2:25.727	13	10	Mike BRUNSDON	2:24.637
ROW 4	12	18	George HIGGINS	2:23.854	11	7	Kobe GARBETT	2:23.703	10	77	Joe WHITE	2:21.715	
ROW 3		9	27	Ben BROWN	2:21.477	8	65	Konrad BREESE	2:20.855	7	45	Marley MACKENZIE	2:19.761
ROW 2	6	31	Robbie PARK	2:19.720	5	79	Harley McCABE	2:18.328	4	191	Craig DANCE	2:18.107	
ROW 1		3	34	Oliver ARBON	2:17.835	2	1	Phil ATKINSON	2:16.834	1	35	Zack WESTON	2:16.775
<b>Pole</b>													

Snetterton 300: 2.9689 miles

These results are provisional until the conclusion of any judicial and technical matters.

Clerk Of Course :	Stewards :	Timekeeper : <i>Craig Smith</i>
-------------------	------------	------------------------------------

Results can be found at [www.tsl-timing.com](http://www.tsl-timing.com)

Printed - 13:12 Saturday, 02 September 2023



# BMCRC - MRO Championships 2023 - Rnd 7 @ Snetterton



## ACU Team Green Junior Cup & Senior Ninja Series

### RACE 16 - CLASSIFICATION

# Kawasaki

POS	NO	CL	PIC NAME	ENTRY	LAPS	TIME	GAP	DIFF	MPH	BEST	ON
1	35	J	1 Zack WESTON	Kawasaki NINJA 400 - NW Racing	5	11:33.501			77.05	2:16.671	5
2	191	J	2 Craig DANCE	Kawasaki NINJA 400 - 2 brothers scaffolding	5	11:35.044	1.543	1.543	76.88	2:17.327	5
3	34	S	1 Oliver ARBON	Kawasaki NINJA 400 - tt plumbing and heating	5	11:35.288	1.787	0.244	76.86	2:16.980	3
4	79	J	3 Harley McCABE	Kawasaki -	5	11:37.377	3.876	2.089	76.63	2:17.958	3
5	1*	S	2 Phil ATKINSON	Kawasaki NINJA 400 - ROSE MOT/Q Oil Treatments	5	11:41.239	7.738	3.862	76.20	2:16.115	3
6	31	J	4 Robbie PARK	Kawasaki NINJA - Mom	5	11:50.507	17.006	9.268	75.21	2:20.192	2
7	77	S	3 Joe WHITE	Kawasaki NINJA 400 - Just In Graphics /MZ CONTR	5	11:53.457	19.956	2.950	74.90	2:20.701	5
8	27	S	4 Ben BROWN	Kawasaki NINJA - Hunts Motorcycles	5	11:57.697	24.196	4.240	74.46	2:21.406	3
9	45	J	5 Marley MACKENZIE	Kawasaki NINJA - Kirkcaldy Kawasaki, ELPM	5	11:57.786	24.285	0.089	74.45	2:21.982	3
10	65	S	5 Konrad BREESE	Kawasaki NINJA 400 - STIHL Racing	5	11:59.377	25.876	1.591	74.28	2:20.234	4
11	7	J	6 Kobe GARBETT	Kawasaki NINJA 400 - Toro Verde	5	12:03.534	30.033	4.157	73.86	2:22.723	3
12	10	S	6 Mike BRUNSDON	Kawasaki NINJA 400 - Parts Europe	5	12:05.757	32.256	2.223	73.63	2:22.726	5
13	58	J	7 Matthew WOOD	Kawasaki NINJA 300 -	5	12:05.794	32.293	0.037	73.63	2:22.678	5
14	18	J	8 George HIGGINS	Kawasaki NINJA 400 - Aztec Racing	5	12:06.524	33.023	0.730	73.55	2:22.866	4
15	11	J	9 Freddie BATE	Kawasaki NINJA 300 - hartjay	5	12:23.335	49.834	16.811	71.89	2:26.649	2
16	400	S	7 Stuart THURTLIE	Kawasaki NINJA 400 - TeamTortoise Racing	5	12:40.500	1:06.999	17.165	70.27	2:30.145	2
17	16	J	10 Aleisha LAYTON	Kawasaki NINJA 300 - Bluebell Inn	5	12:43.654	1:10.153	3.154	69.97	2:30.324	4
18	0	S	8 David COURT	Kawasaki NINJA 300 -	5	12:46.548	1:13.047	2.894	69.71	2:29.247	4
19	54	S	9 Ben SCOTT	Kawasaki NINJA 250 - GI Landscapes VampTech	5	12:51.915	1:18.414	5.367	69.23	2:32.365	5
20	4	S	10 Nigel FRANKLIN	Kawasaki NINJA - Jane Franklin	5	13:06.708	1:33.207	14.793	67.92	2:34.493	2
21	33	J	11 Patrick KLINGE	Kawasaki NINJA 300 - Klingklong Racing	4	11:37.496	1 Lap	1 Lap	61.29	2:46.777	2

#### NOT CLASSIFIED

DNF	12	J	Kees RAMSEY	Kawasaki NINJA 400 -	2	5:03.702	3 Laps	2 Laps	70.38	2:27.776	2
-----	----	---	-------------	----------------------	---	----------	--------	--------	-------	----------	---

#### FASTEST LAP

1	S	Phil ATKINSON	Kawasaki NINJA 400 - ROSE MOT/Q Oil Treatments	3	2:16.115	78.52 mph	126.36 kph
35	J	Zack WESTON	Kawasaki NINJA 400 - NW Racing	5	2:16.671	78.20 mph	125.85 kph

\* Bike 1 - 10 second penalty - jump start  
 Class J - 92.5% of Race Speed = 71.27 mph  
 Class S - 92.5% of Race Speed = 71.09 mph

Weather / Track : Cloudy / Dry

These results are provisional until the conclusion of any judicial and technical matters.

Race Distance: 5 Laps / 14.84 miles

Snetterton 300: 2.9689 miles

Date: 02/09/2023 Start: 16:52 Finish: 17:03

Clerk Of Course :

Stewards :

Timekeeper :

*Craig Smith*

Results can be found at [www.tsl-timing.com](http://www.tsl-timing.com)

Printed - 17:05 Saturday, 02 September 2023



# BMCRC - MRO Championships 2023 - Rnd 7 @ Snetterton

## ACU Team Green Junior Cup & Senior Ninja Series

### RACE 16 - LAP CHART

LAP 1 @ 16:54:26.884			LAP 2 @ 16:56:44.376			LAP 3 @ 16:59:00.491			LAP 4 @ 17:01:16.882			LAP 5 @ 17:03:34.803		
NO	BEHIND	LAP TIME	NO	BEHIND	LAP TIME	NO	BEHIND	LAP TIME	NO	BEHIND	LAP TIME	NO	BEHIND	LAP TIME
35		2:23.320	1		2:16.859	1		2:16.115	1		2:16.391	1		2:17.921
191	0.311	2:23.631	191	0.897	2:18.078	34	2.620	2:16.980	35	3.512	2:17.199	35	2.262	2:16.671
79	0.591	2:23.911	35	1.174	2:18.666	35	2.704	2:17.645	34	4.275	2:18.046	191	3.805	2:17.327
1	0.633	2:23.953	79	1.222	2:18.123	79	3.065	2:17.958	191	4.399	2:17.682	34	4.049	2:17.695
34	1.642	2:24.962	34	1.755	2:17.605	191	3.108	2:18.326	79	4.949	2:18.275	79	6.138	2:19.110
31	3.191	2:26.511	31	5.891	2:20.192	31	10.089	2:20.313	31	14.824	2:21.126	33	1 Lap	2:49.273
45	5.028	2:28.348	77	9.366	2:21.787	77	14.820	2:21.569	77	19.438	2:21.009	31	19.268	2:22.365
77	5.071	2:28.391	45	9.598	2:22.062	27	15.127	2:21.406	27	20.473	2:21.737	77	22.218	2:20.701
27	5.577	2:28.897	27	9.836	2:21.751	45	15.465	2:21.982	45	21.398	2:22.324	27	26.458	2:23.906
65	5.927	2:29.247	7	12.176	2:23.211	7	18.784	2:22.723	65	25.092	2:20.234	45	26.547	2:23.070
7	6.457	2:29.777	65	15.222	2:26.787	65	21.249	2:22.142	7	25.746	2:23.353	65	28.138	2:20.967
18	8.647	2:31.967	58	15.257	2:24.073	58	22.304	2:23.162	18	28.992	2:22.866	7	32.295	2:24.470
58	8.676	2:31.996	18	15.349	2:24.194	18	22.517	2:23.283	10	29.713	2:23.311	10	34.518	2:22.726
11	9.260	2:32.580	10	16.081	2:24.040	10	22.793	2:22.827	58	29.798	2:23.885	58	34.555	2:22.678
10	9.533	2:32.853	11	18.417	2:26.649	11	30.181	2:27.879	11	41.834	2:28.044	18	35.285	2:24.214
12	12.606	2:35.926	12	22.890	2:27.776	400	41.563	2:30.793	400	56.016	2:30.844	11	52.096	2:28.183
400	14.232	2:37.552	400	26.885	2:30.145	16	45.499	2:31.079	16	59.432	2:30.324	400	1:09.261	2:31.166
16	16.661	2:39.981	16	30.535	2:31.366	54	50.113	2:33.839	0	1:03.302	2:29.247	16	1:12.415	2:30.904
54	17.318	2:40.638	54	32.389	2:32.563	0	50.446	2:30.851	54	1:06.232	2:32.510	0	1:15.309	2:29.928
4	20.409	2:43.729	0	35.710	2:32.480	4	58.018	2:36.723	4	1:16.874	2:35.247	54	1:20.676	2:32.365
0	20.722	2:44.042	4	37.410	2:34.493	33	1:51.296	3:07.960				4	1:35.469	2:36.516
33	30.166	2:53.486	33	59.451	2:46.777									

# BMCRC - MRO Championships 2023 - Rnd 7 @ Snetterton

## ACU Team Green Junior Cup & Senior Ninja Series

### RACE 16 - POSITION CHART

No	Name	Lap Pos	Lap				
			1	2	3	4	5
35	WESTON	1	35	1	1	1	1
1	ATKINSON	2	191	191	34	35	35
34	ARBON	3	79	35	35	34	191
191	DANCE	4	1	79	79	191	34
79	McCABE	5	34	34	191	79	79
31	PARK	6	31	31	31	31	31
45	MACKENZIE	7	45	77	77	77	77
65	BREESE	8	77	45	27	27	27
27	BROWN	9	27	27	45	45	45
77	WHITE	10	65	7	7	65	65
7	GARBETT	11	7	65	65	7	7
18	HIGGINS	12	18	58	58	18	10
10	BRUNSDON	13	58	18	18	10	58
58	WOOD	14	11	10	10	58	18
11	BATE	15	10	11	11	11	11
0	COURT	16	12	12	400	400	400
400	THURTL	17	400	400	16	16	16
54	SCOTT	18	16	16	54	0	0
12	RAMSEY	19	54	54	0	54	54
16	LAYTON	20	4	0	4	4	4
4	FRANKLIN	21	0	4	33	33	
33	KLINGE	22	33	33			

# BMCRC - MRO Championships 2023 - Rnd 7 @ Snetterton

## ACU Team Green Junior Cup & Senior Ninja Series

### RACE 16 - SECTOR ANALYSIS



SECTOR 1 = FL to I1, SECTOR 2 = I1 to FL, DIFF = Difference To Personal Best Lap, P = Crossed Finish Line in Pit Lane, D = Time Disallowed

P1 35 J Zack WESTON		Kawasaki NINJA 400 - NW Racing				
IDEAL LAP TIME : 2:16.671		BEST LAP TIME : 2:16.671		DIFFERENCE : 0.000		
LAP	SECTOR 1	SECTOR 2	LAP TIME	MPH	DIFF	TIME OF DAY
1 -		45.635	2:23.320	74.57	6.649	16:54:26.884
2 -	1:33.032	45.634	2:18.666	77.07	1.995	16:56:45.550
3 -	1:32.234	45.411	2:17.645 (3)	77.64	0.974	16:59:03.195
4 -	1:32.259	44.940	2:17.199 (2)	77.90	0.528	17:01:20.394
5 -	<b>1:31.750</b>	<b>44.921</b>	<b>2:16.671 (1)</b>	<b>78.20</b>		<b>17:03:37.065</b>

P2 191 J Craig DANCE		Kawasaki NINJA 400 - 2 brothers scaffolding				
IDEAL LAP TIME : 2:17.327		BEST LAP TIME : 2:17.327		DIFFERENCE : 0.000		
LAP	SECTOR 1	SECTOR 2	LAP TIME	MPH	DIFF	TIME OF DAY
1 -		45.476	2:23.631	74.41	6.304	16:54:27.195
2 -	1:32.726	45.352	2:18.078 (3)	77.40	0.751	16:56:45.273
3 -	1:32.552	45.774	2:18.326	77.26	0.999	16:59:03.599
4 -	1:32.325	45.357	2:17.682 (2)	77.62	0.355	17:01:21.281
5 -	<b>1:32.131</b>	<b>45.196</b>	<b>2:17.327 (1)</b>	<b>77.82</b>		<b>17:03:38.608</b>

P3 34 S Oliver ARBON		Kawasaki NINJA 400 - tt plumbing and heating				
IDEAL LAP TIME : 2:16.832		BEST LAP TIME : 2:16.980		DIFFERENCE : 0.148		
LAP	SECTOR 1	SECTOR 2	LAP TIME	MPH	DIFF	TIME OF DAY
1 -		46.346	2:24.962	73.72	7.982	16:54:28.526
2 -	<b>1:31.502</b>	46.103	2:17.605 (2)	77.67	0.625	16:56:46.131
3 -	1:31.545	45.435	<b>2:16.980 (1)</b>	<b>78.02</b>		<b>16:59:03.111</b>
4 -	1:32.716	<b>45.330</b>	2:18.046	77.42	1.066	17:01:21.157
5 -	1:32.154	45.541	2:17.695 (3)	77.62	0.715	17:03:38.852

P4 79 J Harley McCABE		Kawasaki -				
IDEAL LAP TIME : 2:17.958		BEST LAP TIME : 2:17.958		DIFFERENCE : 0.000		
LAP	SECTOR 1	SECTOR 2	LAP TIME	MPH	DIFF	TIME OF DAY
1 -		45.561	2:23.911	74.26	5.953	16:54:27.475
2 -	1:32.502	45.621	2:18.123 (2)	77.38	0.165	16:56:45.598
3 -	<b>1:32.424</b>	<b>45.534</b>	<b>2:17.958 (1)</b>	<b>77.47</b>		<b>16:59:03.556</b>
4 -	1:32.602	45.673	2:18.275 (3)	77.29	0.317	17:01:21.831
5 -	1:33.074	46.036	2:19.110	76.83	1.152	17:03:40.941

P5 1 S Phil ATKINSON		Kawasaki NINJA 400 - ROSE MOT/Q Oil Treatments				
IDEAL LAP TIME : 2:15.957		BEST LAP TIME : 2:16.115		DIFFERENCE : 0.158		
LAP	SECTOR 1	SECTOR 2	LAP TIME	MPH	DIFF	TIME OF DAY
1 -		45.745	2:23.953	74.24	7.838	16:54:27.517
2 -	1:32.354	<b>44.505</b>	2:16.859 (3)	78.09	0.744	16:56:44.376
3 -	1:31.603	44.512	<b>2:16.115 (1)</b>	<b>78.52</b>		<b>16:59:00.491</b>
4 -	<b>1:31.452</b>	44.939	2:16.391 (2)	78.36	0.276	17:01:16.882
5 -	1:32.129	45.792	2:17.921	77.49	1.806	17:03:34.803

P6 31 J Robbie PARK		Kawasaki NINJA - Mom				
IDEAL LAP TIME : 2:20.186		BEST LAP TIME : 2:20.192		DIFFERENCE : 0.006		
LAP	SECTOR 1	SECTOR 2	LAP TIME	MPH	DIFF	TIME OF DAY
1 -		47.162	2:26.511	72.95	6.319	16:54:30.075
2 -	<b>1:34.378</b>	45.814	<b>2:20.192 (1)</b>	<b>76.23</b>		<b>16:56:50.267</b>
3 -	1:34.505	<b>45.808</b>	2:20.313 (2)	76.17	0.121	16:59:10.580
4 -	1:35.057	46.069	2:21.126 (3)	75.73	0.934	17:01:31.706
5 -	1:35.261	47.104	2:22.365	75.07	2.173	17:03:54.071

# BMCRC - MRO Championships 2023 - Rnd 7 @ Snetterton

## ACU Team Green Junior Cup & Senior Ninja Series

### RACE 16 - SECTOR ANALYSIS



SECTOR 1 = FL to I1, SECTOR 2 = I1 to FL, DIFF = Difference To Personal Best Lap, P = Crossed Finish Line in Pit Lane, D = Time Disallowed

P7 77 S		Joe WHITE		Kawasaki NINJA 400 - Just In Graphics /MZ CONTRACTS/ Silver			
IDEAL LAP TIME : 2:20.701		BEST LAP TIME : 2:20.701		DIFFERENCE : 0.000			
LAP	SECTOR 1	SECTOR 2	LAP TIME	MPH	DIFF	TIME OF DAY	
1 -		46.787	2:28.391	72.02	7.690	16:54:31.955	
2 -	1:35.116	46.671	2:21.787	75.38	1.086	16:56:53.742	
3 -	1:35.172	46.397	2:21.569 (3)	75.49	0.868	16:59:15.311	
4 -	1:34.684	46.325	2:21.009 (2)	75.79	0.308	17:01:36.320	
5 -	<b>1:34.522</b>	<b>46.179</b>	<b>2:20.701 (1)</b>	<b>75.96</b>		<b>17:03:57.021</b>	

P8 27 S		Ben BROWN		Kawasaki NINJA - Hunts Motorcycles			
IDEAL LAP TIME : 2:21.362		BEST LAP TIME : 2:21.406		DIFFERENCE : 0.044			
LAP	SECTOR 1	SECTOR 2	LAP TIME	MPH	DIFF	TIME OF DAY	
1 -		47.174	2:28.897	71.78	7.491	16:54:32.461	
2 -	1:35.199	<b>46.552</b>	2:21.751 (3)	75.40	0.345	16:56:54.212	
3 -	<b>1:34.810</b>	46.596	<b>2:21.406 (1)</b>	<b>75.58</b>		<b>16:59:15.618</b>	
4 -	1:35.072	46.665	2:21.737 (2)	75.40	0.331	17:01:37.355	
5 -	1:36.686	47.220	2:23.906	74.27	2.500	17:04:01.261	

P9 45 J		Marley MACKENZIE		Kawasaki NINJA - Kirkcaldy Kawasaki, ELPM			
IDEAL LAP TIME : 2:21.725		BEST LAP TIME : 2:21.982		DIFFERENCE : 0.257			
LAP	SECTOR 1	SECTOR 2	LAP TIME	MPH	DIFF	TIME OF DAY	
1 -		46.706	2:28.348	72.04	6.366	16:54:31.912	
2 -	<b>1:35.065</b>	46.997	2:22.062 (2)	75.23	0.080	16:56:53.974	
3 -	1:35.221	46.761	<b>2:21.982 (1)</b>	<b>75.27</b>		<b>16:59:15.956</b>	
4 -	1:35.664	<b>46.660</b>	2:22.324 (3)	75.09	0.342	17:01:38.280	
5 -	1:35.658	47.412	2:23.070	74.70	1.088	17:04:01.350	

P10 65 S		Konrad BREESE		Kawasaki NINJA 400 - STIHL Racing			
IDEAL LAP TIME : 2:20.234		BEST LAP TIME : 2:20.234		DIFFERENCE : 0.000			
LAP	SECTOR 1	SECTOR 2	LAP TIME	MPH	DIFF	TIME OF DAY	
1 -		46.282	2:29.247	71.61	9.013	16:54:32.811	
2 -	1:34.905	51.882	2:26.787	72.81	6.553	16:56:59.598	
3 -	1:35.962	46.180	2:22.142 (3)	75.19	1.908	16:59:21.740	
4 -	<b>1:34.232</b>	<b>46.002</b>	<b>2:20.234 (1)</b>	<b>76.21</b>		<b>17:01:41.974</b>	
5 -	1:34.652	46.315	2:20.967 (2)	75.81	0.733	17:04:02.941	

P11 7 J		Kobe GARBETT		Kawasaki NINJA 400 - Toro Verde			
IDEAL LAP TIME : 2:22.354		BEST LAP TIME : 2:22.723		DIFFERENCE : 0.369			
LAP	SECTOR 1	SECTOR 2	LAP TIME	MPH	DIFF	TIME OF DAY	
1 -		<b>47.180</b>	2:29.777	71.35	7.054	16:54:33.341	
2 -	1:35.431	47.780	2:23.211 (2)	74.63	0.488	16:56:56.552	
3 -	<b>1:35.174</b>	47.549	<b>2:22.723 (1)</b>	<b>74.88</b>		<b>16:59:19.275</b>	
4 -	1:35.796	47.557	2:23.353 (3)	74.55	0.630	17:01:42.628	
5 -	1:36.260	48.210	2:24.470	73.98	1.747	17:04:07.098	

P12 10 S		Mike BRUNSDON		Kawasaki NINJA 400 - Parts Europe			
IDEAL LAP TIME : 2:22.137		BEST LAP TIME : 2:22.726		DIFFERENCE : 0.589			
LAP	SECTOR 1	SECTOR 2	LAP TIME	MPH	DIFF	TIME OF DAY	
1 -		48.251	2:32.853	69.92	10.127	16:54:36.417	
2 -	1:36.428	47.612	2:24.040	74.20	1.314	16:57:00.457	
3 -	1:35.996	<b>46.831</b>	2:22.827 (2)	74.83	0.101	16:59:23.284	
4 -	1:35.525	47.786	2:23.311 (3)	74.57	0.585	17:01:46.595	
5 -	<b>1:35.306</b>	47.420	<b>2:22.726 (1)</b>	<b>74.88</b>		<b>17:04:09.321</b>	



# BMCRC - MRO Championships 2023 - Rnd 7 @ Snetterton

## ACU Team Green Junior Cup & Senior Ninja Series

### RACE 16 - SECTOR ANALYSIS



SECTOR 1 = FL to I1, SECTOR 2 = I1 to FL, DIFF = Difference To Personal Best Lap, P = Crossed Finish Line in Pit Lane, D = Time Disallowed

P13 58 J		Matthew WOOD		Kawasaki NINJA 300 -		
IDEAL LAP TIME : 2:22.292		BEST LAP TIME : 2:22.678		DIFFERENCE : 0.386		
LAP	SECTOR 1	SECTOR 2	LAP TIME	MPH	DIFF	TIME OF DAY
1 -		48.455	2:31.996	70.31	9.318	16:54:35.560
2 -	1:36.597	47.476	2:24.073	74.18	1.395	16:56:59.633
3 -	1:36.161	<b>47.001</b>	2:23.162 (2)	74.65	0.484	16:59:22.795
4 -	1:36.043	47.842	2:23.885 (3)	74.28	1.207	17:01:46.680
5 -	<b>1:35.291</b>	47.387	<b>2:22.678 (1)</b>	<b>74.91</b>		<b>17:04:09.358</b>

P14 18 J		George HIGGINS		Kawasaki NINJA 400 - Aztec Racing		
IDEAL LAP TIME : 2:22.864		BEST LAP TIME : 2:22.866		DIFFERENCE : 0.002		
LAP	SECTOR 1	SECTOR 2	LAP TIME	MPH	DIFF	TIME OF DAY
1 -		48.533	2:31.967	70.33	9.101	16:54:35.531
2 -	1:36.630	47.564	2:24.194 (3)	74.12	1.328	16:56:59.725
3 -	1:36.159	<b>47.124</b>	2:23.283 (2)	74.59	0.417	16:59:23.008
4 -	<b>1:35.740</b>	47.126	<b>2:22.866 (1)</b>	<b>74.81</b>		<b>17:01:45.874</b>
5 -	1:36.115	48.099	2:24.214	74.11	1.348	17:04:10.088

P15 11 J		Freddie BATE		Kawasaki NINJA 300 - hartjay		
IDEAL LAP TIME : 2:26.105		BEST LAP TIME : 2:26.649		DIFFERENCE : 0.544		
LAP	SECTOR 1	SECTOR 2	LAP TIME	MPH	DIFF	TIME OF DAY
1 -		<b>48.374</b>	2:32.580	70.04	5.931	16:54:36.144
2 -	<b>1:37.731</b>	48.918	<b>2:26.649 (1)</b>	<b>72.88</b>		<b>16:57:02.793</b>
3 -	1:38.968	48.911	2:27.879 (2)	72.27	1.230	16:59:30.672
4 -	1:39.071	48.973	2:28.044 (3)	72.19	1.395	17:01:58.716
5 -	1:38.672	49.511	2:28.183	72.12	1.534	17:04:26.899

P16 400 S		Stuart THURTLÉ		Kawasaki NINJA 400 - TeamTortoise Racing		
IDEAL LAP TIME : 2:29.901		BEST LAP TIME : 2:30.145		DIFFERENCE : 0.244		
LAP	SECTOR 1	SECTOR 2	LAP TIME	MPH	DIFF	TIME OF DAY
1 -		50.236	2:37.552	67.83	7.407	16:54:41.116
2 -	1:39.983	<b>50.162</b>	<b>2:30.145 (1)</b>	<b>71.18</b>		<b>16:57:11.261</b>
3 -	<b>1:39.739</b>	51.054	2:30.793 (2)	70.87	0.648	16:59:42.054
4 -	1:40.478	50.366	2:30.844 (3)	70.85	0.699	17:02:12.898
5 -	1:40.870	50.296	2:31.166	70.70	1.021	17:04:44.064

P17 16 J		Aleisha LAYTON		Kawasaki NINJA 300 - Bluebell Inn		
IDEAL LAP TIME : 2:30.324		BEST LAP TIME : 2:30.324		DIFFERENCE : 0.000		
LAP	SECTOR 1	SECTOR 2	LAP TIME	MPH	DIFF	TIME OF DAY
1 -		51.040	2:39.981	66.80	9.657	16:54:43.545
2 -	1:40.513	50.853	2:31.366	70.61	1.042	16:57:14.911
3 -	1:40.381	50.698	2:31.079 (3)	70.74	0.755	16:59:45.990
4 -	<b>1:39.827</b>	<b>50.497</b>	<b>2:30.324 (1)</b>	<b>71.10</b>		<b>17:02:16.314</b>
5 -	1:40.063	50.841	2:30.904 (2)	70.82	0.580	17:04:47.218

P18 0 S		David COURT		Kawasaki NINJA 300 -		
IDEAL LAP TIME : 2:29.067		BEST LAP TIME : 2:29.247		DIFFERENCE : 0.180		
LAP	SECTOR 1	SECTOR 2	LAP TIME	MPH	DIFF	TIME OF DAY
1 -		51.770	2:44.042	65.15	14.795	16:54:47.606
2 -	1:42.506	<b>49.974</b>	2:32.480	70.09	3.233	16:57:20.086
3 -	1:39.695	51.156	2:30.851 (3)	70.85	1.604	16:59:50.937
4 -	<b>1:39.093</b>	50.154	<b>2:29.247 (1)</b>	<b>71.61</b>		<b>17:02:20.184</b>
5 -	1:39.186	50.742	2:29.928 (2)	71.28	0.681	17:04:50.112

# BMCRC - MRO Championships 2023 - Rnd 7 @ Snetterton

## ACU Team Green Junior Cup & Senior Ninja Series

### RACE 16 - SECTOR ANALYSIS



SECTOR 1 = FL to I1, SECTOR 2 = I1 to FL, DIFF = Difference To Personal Best Lap, P = Crossed Finish Line in Pit Lane, D = Time Disallowed

P19		54 S		Ben SCOTT		Kawasaki NINJA 250 - GI Landscapes VampTech	
IDEAL LAP TIME : 2:32.101		BEST LAP TIME : 2:32.365		DIFFERENCE : 0.264			
LAP	SECTOR 1	SECTOR 2	LAP TIME	MPH	DIFF	TIME OF DAY	
1 -		51.572	2:40.638	66.53	8.273	16:54:44.202	
2 -	<b>1:41.431</b>	51.132	2:32.563 (3)	70.05	0.198	16:57:16.765	
3 -	1:42.319	51.520	2:33.839	69.47	1.474	16:59:50.604	
4 -	1:41.687	50.823	2:32.510 (2)	70.08	0.145	17:02:23.114	
5 -	1:41.695	<b>50.670</b>	<b>2:32.365 (1)</b>	<b>70.14</b>		<b>17:04:55.479</b>	

P20		4 S		Nigel FRANKLIN		Kawasaki NINJA - Jane Franklin	
IDEAL LAP TIME : 2:34.276		BEST LAP TIME : 2:34.493		DIFFERENCE : 0.217			
LAP	SECTOR 1	SECTOR 2	LAP TIME	MPH	DIFF	TIME OF DAY	
1 -		51.791	2:43.729	65.27	9.236	16:54:47.293	
2 -	<b>1:42.680</b>	51.813	<b>2:34.493 (1)</b>	<b>69.18</b>		<b>16:57:21.786</b>	
3 -	1:44.352	52.371	2:36.723	68.19	2.230	16:59:58.509	
4 -	1:43.097	52.150	2:35.247 (2)	68.84	0.754	17:02:33.756	
5 -	1:44.920	<b>51.596</b>	2:36.516 (3)	68.28	2.023	17:05:10.272	

P21		33 J		Patrick KLINGE		Kawasaki NINJA 300 - Klingklong Racing	
IDEAL LAP TIME : 2:45.593		BEST LAP TIME : 2:46.777		DIFFERENCE : 1.184			
LAP	SECTOR 1	SECTOR 2	LAP TIME	MPH	DIFF	TIME OF DAY	
1 -		<b>54.228</b>	2:53.486	61.60	6.709	16:54:57.050	
2 -	1:52.269	54.508	<b>2:46.777 (1)</b>	<b>64.08</b>		<b>16:57:43.827</b>	
3 -	<b>1:51.365</b>	1:16.595	3:07.960 (3)	56.86	21.183	17:00:51.787	
4 -	1:53.273	56.000	2:49.273 (2)	63.14	2.496	17:03:41.060	

P22		12 J		Kees RAMSEY		Kawasaki NINJA 400 -	
IDEAL LAP TIME : 2:26.951		BEST LAP TIME : 2:27.776		DIFFERENCE : 0.825			
LAP	SECTOR 1	SECTOR 2	LAP TIME	MPH	DIFF	TIME OF DAY	
1 -		49.464	2:35.926	68.54	8.150	16:54:39.490	
2 -	1:39.422	<b>48.354</b>	<b>2:27.776 (1)</b>	<b>72.32</b>		<b>16:57:07.266</b>	

# BMCRC - MRO Championships 2023 - Rnd 7 @ Snetterton

## ACU Team Green Junior Cup & Senior Ninja Series

### RACE 16 - BEST SECTORS

SECTOR 1			SECTOR 2			IDEAL / BEST COMPARISON						
POS	NO	NAME	TIME	NO	NAME	TIME	POS	NO	NAME	IDEAL	BEST	DIFF
									<b>PERFECT LAP</b>	<b>2:15.957</b>		
1	1	ATKINSON	1:31.452	1	ATKINSON	44.505	1	1	ATKINSON	2:15.957	2:16.115	0.158
2	34	ARBON	1:31.502	35	WESTON	44.921	2	35	WESTON	2:16.671	2:16.671	0.000
3	35	WESTON	1:31.750	191	DANCE	45.196	3	34	ARBON	2:16.832	2:16.980	0.148
4	191	DANCE	1:32.131	34	ARBON	45.330	4	191	DANCE	2:17.327	2:17.327	0.000
5	79	McCABE	1:32.424	79	McCABE	45.534	5	79	McCABE	2:17.958	2:17.958	0.000
6	65	BREESE	1:34.232	31	PARK	45.808	6	31	PARK	2:20.186	2:20.192	0.006
7	31	PARK	1:34.378	65	BREESE	46.002	7	65	BREESE	2:20.234	2:20.234	0.000
8	77	WHITE	1:34.522	77	WHITE	46.179	8	77	WHITE	2:20.701	2:20.701	0.000
9	27	BROWN	1:34.810	27	BROWN	46.552	9	27	BROWN	2:21.362	2:21.406	0.044
10	45	MACKENZIE	1:35.065	45	MACKENZIE	46.660	10	45	MACKENZIE	2:21.725	2:21.982	0.257
11	7	GARBETT	1:35.174	10	BRUNSDON	46.831	11	10	BRUNSDON	2:22.137	2:22.726	0.589
12	58	WOOD	1:35.291	58	WOOD	47.001	12	58	WOOD	2:22.292	2:22.678	0.386
13	10	BRUNSDON	1:35.306	18	HIGGINS	47.124	13	7	GARBETT	2:22.354	2:22.723	0.369
14	18	HIGGINS	1:35.740	7	GARBETT	47.180	14	18	HIGGINS	2:22.864	2:22.866	0.002
15	11	BATE	1:37.731	12	RAMSEY	48.354	15	11	BATE	2:26.105	2:26.649	0.544
16	12	RAMSEY	1:38.597	11	BATE	48.374	16	12	RAMSEY	2:26.951	2:27.776	0.825
17	0	COURT	1:39.093	0	COURT	49.974	17	0	COURT	2:29.067	2:29.247	0.180
18	400	THURTL	1:39.739	400	THURTL	50.162	18	400	THURTL	2:29.901	2:30.145	0.244
19	16	LAYTON	1:39.827	16	LAYTON	50.497	19	16	LAYTON	2:30.324	2:30.324	0.000
20	54	SCOTT	1:41.431	54	SCOTT	50.670	20	54	SCOTT	2:32.101	2:32.365	0.264
21	4	FRANKLIN	1:42.680	4	FRANKLIN	51.596	21	4	FRANKLIN	2:34.276	2:34.493	0.217
22	33	KLINGE	1:51.365	33	KLINGE	54.228	22	33	KLINGE	2:45.593	2:46.777	1.184

# BMCRC - MRO Championships 2023 - Rnd 7 @ Snetterton

## ACU Team Green Junior Cup & Senior Ninja Series

### RACE 16 - STATISTICS

**Competitors Started** 22  
**Planned Start** 2023-09-02 @ 17:00:00.000  
**Actual Start** 2023-09-02 @ 16:52:03.563  
**Finish Time** 2023-09-02 @ 17:03:33.260  
**Track Length** 2.9689mi.  
**Total Laps** 106  
**Total Distance Covered** 314.7046mi.

#### Session Fastest Lap History

NO	CL	NAME	LAP TIME	TIME OF DAY	LAP	VEHICLE
1	S	Phil ATKINSON	<b>2:16.859</b>	16:56:44.380	2	Kawasaki NINJA 400
1	S	Phil ATKINSON	<b>2:16.115</b>	16:59:00.495	3	Kawasaki NINJA 400

#### Session Leader History

NO	CL	NAME	FROM LAP	LAPS LED	DISTANCE	VEHICLE
35	J	Zack WESTON	1	1	2.96 miles	Kawasaki NINJA 400
1	S	Phil ATKINSON	2	4	11.87 miles	Kawasaki NINJA 400

#### Flag History

TYPE	TIME OF DAY
GREEN	16:52:03.563
FINISH	17:03:33.260

#### Flag Statistics

TYPE	COUNT	TOTAL LAPS	TOTAL TIME
Green	1	5	13:16.673
Red	0	0	0.000
Safety Car	0	0	0.000
FCY	0	0	0.000

# BMCRC - MRO Championships 2023 - Rnd 7 @ Snetterton

## ACU Team Green Junior Cup & Senior Ninja Series

### RACE 16 - STATISTICS

CLASS : J

12 Starters

#### Fastest Lap History

NO	NAME	LAP TIME	TIME OF DAY	LAP	VEHICLE
191	Craig DANCE	<b>2:18.078</b>	16:56:45.303	2	Kawasaki NINJA 400
35	Zack WESTON	<b>2:17.645</b>	16:59:03.198	3	Kawasaki NINJA 400
35	Zack WESTON	<b>2:17.199</b>	17:01:20.404	4	Kawasaki NINJA 400
35	Zack WESTON	<b>2:16.671</b>	17:03:37.076	5	Kawasaki NINJA 400

#### Leader History

NO	NAME	FROM LAP	LAPS LED	DISTANCE	VEHICLE
35	Zack WESTON	1	1	2.96 miles	Kawasaki NINJA 400
191	Craig DANCE	2	1	2.96 miles	Kawasaki NINJA 400
35	Zack WESTON	3	3	8.90 miles	Kawasaki NINJA 400

# BMCRC - MRO Championships 2023 - Rnd 7 @ Snetterton

## ACU Team Green Junior Cup & Senior Ninja Series

### RACE 16 - STATISTICS

**CLASS : S**

10 Starters

#### Fastest Lap History

NO	NAME	LAP TIME	TIME OF DAY	LAP	VEHICLE
1	Phil ATKINSON	<b>2:16.859</b>	16:56:44.380	2	Kawasaki NINJA 400
1	Phil ATKINSON	<b>2:16.115</b>	16:59:00.495	3	Kawasaki NINJA 400

#### Leader History

NO	NAME	FROM LAP	LAPS LED	DISTANCE	VEHICLE
1	Phil ATKINSON	1	5	14.84 miles	Kawasaki NINJA 400

# BMCRC - MRO Championships 2023 - Rnd 7 @ Snetterton

## ACU Team Green Junior Cup & Senior Ninja Series

### RACE 5 - GRID (7 Laps)



# Kawasaki

ROW 8			22	33	Patrick KLINGE	2:46.777								
ROW 7	21	4	Nigel FRANKLIN	2:34.493	20	54	Ben SCOTT	2:32.365	19	16	Aleisha LAYTON	2:30.324		
ROW 6	18	400	Stuart THURTLÉ	2:30.145	17	0	David COURT	2:29.247	16	12	Kees RAMSEY	2:27.776		
ROW 5			15	11	Freddie BATE	2:26.649	14	18	George HIGGINS	2:22.866	13	10	Mike BRUNSDON	2:22.726
ROW 4	12	7	Kobe GARBETT	2:22.723	11	58	Matthew WOOD	2:22.678	10	45	Marley MACKENZIE	2:21.982		
ROW 3			9	27	Ben BROWN	2:21.406	8	77	Joe WHITE	2:20.701	7	65	Konrad BREESE	2:20.234
ROW 2	6	31	Robbie PARK	2:20.192	5	79	Harley McCABE	2:17.958	4	191	Craig DANCE	2:17.327		
ROW 1			3	34	Oliver ARBON	2:16.980	2	35	Zack WESTON	2:16.671	1	1	Phil ATKINSON	2:16.115
<b>Pole</b>														

Snetterton 300: 2.9689 miles

These results are provisional until the conclusion of any judicial and technical matters.

Clerk Of Course :	Stewards :	Timekeeper : <i>Craig Smith</i>
-------------------	------------	------------------------------------

Results can be found at [www.tsl-timing.com](http://www.tsl-timing.com)

Printed - 17:07 Saturday, 02 September 2023



# BMCRC - MRO Championships 2023 - Rnd 7 @ Snetterton



## ACU Team Green Junior Cup & Senior Ninja Series

### RACE 5 - CLASSIFICATION

# Kawasaki

POS	NO	CL	PIC NAME	ENTRY	LAPS	TIME	GAP	DIFF	MPH	BEST	ON
1	0	J	1 Harley McCABE	Kawasaki -	7	15:56.355			78.23	2:15.547	7
2	1	S	1 Phil ATKINSON	Kawasaki NINJA 400 - ROSE MOT/Q Oil Treatments	7	15:56.377	0.022	0.022	78.22	2:15.507	5
3	35	J	2 Zack WESTON	Kawasaki NINJA 400 - NW Racing	7	16:07.161	10.806	10.784	77.35	2:16.023	2
4	34	S	2 Oliver ARBON	Kawasaki NINJA 400 - tt plumbing and heating	7	16:13.028	16.673	5.867	76.89	2:16.278	3
5	191	J	3 Craig DANCE	Kawasaki NINJA 400 - 2 brothers scaffolding	7	16:25.382	29.027	12.354	75.92	2:16.946	2
6	77	S	3 Joe WHITE	Kawasaki NINJA 400 - Just In Graphics /MZ CONTR	7	16:34.777	38.422	9.395	75.20	2:20.769	6
7	27	S	4 Ben BROWN	Kawasaki NINJA - Hunts Motorcycles	7	16:35.080	38.725	0.303	75.18	2:20.524	3
8	65	S	5 Konrad BREESE	Kawasaki NINJA 400 - STIHL Racing	7	16:35.162	38.807	0.082	75.18	2:20.822	7
9	45	J	4 Marley MACKENZIE	Kawasaki NINJA - Kirkcaldy Kawasaki, ELPM	7	16:35.855	39.500	0.693	75.12	2:20.779	3
10	58	J	5 Matthew WOOD	Kawasaki NINJA 300 -	7	16:35.968	39.613	0.113	75.11	2:20.461	3
11	7	J	6 Kobe GARBETT	Kawasaki NINJA 400 - Toro Verde	7	16:35.995	39.640	0.027	75.11	2:20.197	4
12	10	S	6 Mike BRUNSDON	Kawasaki NINJA 400 - Parts Europe	7	16:50.955	54.600	14.960	74.00	2:22.006	7
13	18	J	7 George HIGGINS	Kawasaki NINJA 400 - Aztec Racing	7	16:51.092	54.737	0.137	73.99	2:22.492	5
14	11	J	8 Freddie BATE	Kawasaki NINJA 300 - hartjay	7	17:06.005	1:09.650	14.913	72.92	2:24.331	4
15	16	J	9 Aleisha LAYTON	Kawasaki NINJA 300 - Bluebell Inn	7	17:17.973	1:21.618	11.968	72.07	2:25.427	6
16	54	S	7 Ben SCOTT	Kawasaki NINJA 250 - GJ Landscapes VampTech	7	17:29.099	1:32.744	11.126	71.31	2:27.674	7
17	400	S	8 Stuart THURTLIE	Kawasaki NINJA 400 - TeamTortoise Racing	7	17:37.522	1:41.167	8.423	70.74	2:28.952	4
18	4	S	9 Nigel FRANKLIN	Kawasaki NINJA - Jane Franklin	7	18:03.900	2:07.545	26.378	69.02	2:31.301	7
19	12	J	10 Kees RAMSEY	Kawasaki NINJA 400 -	6	15:56.188	1 Lap	1 Lap	67.06	2:36.440	3

NOT CLASSIFIED

DNF	31	J	Robbie PARK	Kawasaki NINJA - Mom	0
-----	----	---	-------------	----------------------	---

FASTEST LAP

1	S	Phil ATKINSON	Kawasaki NINJA 400 - ROSE MOT/Q Oil Treatments	5	2:15.507	78.87 mph	126.93 kph
0	J	Harley McCABE	Kawasaki -	7	2:15.547	78.85 mph	126.89 kph

Class J - 92.5% of Race Speed = 72.36 mph

Class S - 92.5% of Race Speed = 72.35 mph

Weather / Track : Cloudy / Dry

These results are provisional until the conclusion of any judicial and technical matters.

Race Distance: 7 Laps / 20.78 miles

Snetterton 300: 2.9689 miles

Date: 03/09/2023 Start: 10:48 Finish: 11:04

Clerk Of Course :	Stewards :	Timekeeper : <i>Craig Smith</i>
-------------------	------------	------------------------------------

Results can be found at [www.tsl-timing.com](http://www.tsl-timing.com)

Printed - 11:08 Sunday, 03 September 2023





# BMCRC - MRO Championships 2023 - Rnd 7 @ Snetterton

## ACU Team Green Junior Cup & Senior Ninja Series

### RACE 5 - LAP CHART

#### LAP 1 @ 10:51:20.937

NO	BEHIND	LAP TIME
0		2:21.222
1	0.095	2:21.317
35	0.449	2:21.671
34	2.384	2:23.606
191	2.438	2:23.660
27	5.896	2:27.118
45	6.118	2:27.340
65	6.535	2:27.757
77	7.130	2:28.352
58	7.764	2:28.986
7	7.904	2:29.126
18	10.678	2:31.900
10	11.130	2:32.352
11	11.464	2:32.686
16	17.150	2:38.372
400	18.239	2:39.461
54	18.258	2:39.480
12	22.669	2:43.891
4	23.532	2:44.754

#### LAP 2 @ 10:53:36.876

NO	BEHIND	LAP TIME
0		2:15.939
1	0.179	2:16.023
35	0.533	2:16.023
191	3.445	2:16.946
34	3.941	2:17.496
65	11.665	2:21.069
27	12.188	2:22.231
45	12.273	2:22.094
77	12.580	2:21.389
58	13.251	2:21.426
7	13.342	2:21.377
18	19.526	2:24.787
11	20.060	2:24.535
10	20.427	2:25.236
16	30.932	2:29.721
54	31.760	2:29.441
400	33.088	2:30.788
12	43.401	2:36.671
4	45.002	2:37.409

#### LAP 3 @ 10:55:52.866

NO	BEHIND	LAP TIME
0		2:15.990
1	0.095	2:15.906
35	1.221	2:16.678
34	4.229	2:16.278
191	4.486	2:17.031
27	16.722	2:20.524
45	17.062	2:20.779
65	17.147	2:21.472
77	17.609	2:21.019
58	17.722	2:20.461
7	19.585	2:22.233
18	27.046	2:23.510
10	27.303	2:22.866
11	28.821	2:24.751
16	41.479	2:26.537
54	44.153	2:28.383
400	46.193	2:29.095
4	1:02.664	2:33.652

12 1:03.851 2:36.440

#### LAP 4 @ 10:58:08.771

NO	BEHIND	LAP TIME
0		2:15.905
1	0.346	2:16.156
35	1.850	2:16.534
34	6.365	2:18.041
191	13.748	2:25.167
27	21.626	2:20.809
45	22.037	2:20.880
58	22.356	2:20.539
65	22.513	2:21.271
77	22.706	2:21.002
7	23.877	2:20.197
18	33.709	2:22.568
10	34.933	2:23.535
11	37.247	2:24.331
16	51.732	2:26.158
54	56.552	2:28.304
400	59.240	2:28.952
4	1:18.560	2:31.801
12	1:28.115	2:40.169

#### LAP 5 @ 11:00:24.624

NO	BEHIND	LAP TIME
1		2:15.507
0	0.094	2:15.947
35	2.454	2:16.457
34	8.615	2:18.103
191	17.781	2:19.886
27	26.948	2:21.175
58	27.284	2:20.781
65	27.554	2:20.894
45	27.585	2:21.401
77	27.741	2:20.888
7	28.639	2:20.615
18	40.348	2:22.492
10	41.756	2:22.676
11	46.572	2:25.178
16	1:02.001	2:26.122
54	1:08.663	2:27.964
400	1:12.937	2:29.550
4	1:35.680	2:32.973
12	1:52.382	2:40.120

#### LAP 6 @ 11:02:40.405

NO	BEHIND	LAP TIME
1		2:15.781
0	0.118	2:15.805
35	3.556	2:16.883
34	11.937	2:19.103
191	22.915	2:20.915
77	32.729	2:20.769
27	33.189	2:22.022
58	33.272	2:21.769
45	33.495	2:21.691
65	33.650	2:21.877
7	34.247	2:21.389
18	47.864	2:23.297
10	48.259	2:22.284
11	57.912	2:27.121
16	1:11.647	2:25.427
54	1:20.735	2:27.853

400 1:26.833 2:29.677

4 1:51.909 2:32.010

12 2:15.498 2:38.897

#### LAP 7 @ 11:04:56.070

NO	BEHIND	LAP TIME
0		2:15.547
1	0.022	2:15.687
35	10.806	2:22.915
34	16.673	2:20.401
191	29.027	2:21.777
77	38.422	2:21.358
27	38.725	2:21.201
65	38.807	2:20.822
45	39.500	2:21.670
58	39.613	2:22.006
7	39.640	2:21.058
10	54.600	2:22.006
18	54.737	2:22.538
11	1:09.650	2:27.403
16	1:21.618	2:25.636
54	1:32.744	2:27.674
400	1:41.167	2:29.999
4	2:07.545	2:31.301

# BMCRC - MRO Championships 2023 - Rnd 7 @ Snetterton

## ACU Team Green Junior Cup & Senior Ninja Series

### RACE 5 - POSITION CHART

No	Name	Lap Pos	Lap						
			1	2	3	4	5	6	7
1	ATKINSON	1	0	0	0	0	1	1	0
35	WESTON	2	1	1	1	1	0	0	1
34	ARBON	3	35	35	35	35	35	35	35
191	DANCE	4	34	191	34	34	34	34	34
0	McCABE	5	191	34	191	191	191	191	191
31	PARK	6	27	65	27	27	27	77	77
65	BREESE	7	45	27	45	45	58	27	27
77	WHITE	8	65	45	65	58	65	58	65
27	BROWN	9	77	77	77	65	45	45	45
45	MACKENZIE	10	58	58	58	77	77	65	58
58	WOOD	11	7	7	7	7	7	7	7
7	GARBETT	12	18	18	18	18	18	18	10
10	BRUNSDON	13	10	11	10	10	10	10	18
18	HIGGINS	14	11	10	11	11	11	11	11
11	BATE	15	16	16	16	16	16	16	16
12	RAMSEY	16	400	54	54	54	54	54	54
400	THURTLLE	17	54	400	400	400	400	400	400
16	LAYTON	18	12	12	4	4	4	4	4
54	SCOTT	19	4	4	12	12	12	12	
4	FRANKLIN	20							

# BMCRC - MRO Championships 2023 - Rnd 7 @ Snetterton

## ACU Team Green Junior Cup & Senior Ninja Series

### RACE 5 - SECTOR ANALYSIS



SECTOR 1 = FL to I1, SECTOR 2 = I1 to FL, DIFF = Difference To Personal Best Lap, P = Crossed Finish Line in Pit Lane, D = Time Disallowed

P1		0 J		Harley McCABE		Kawasaki -	
IDEAL LAP TIME : 2:15.426		BEST LAP TIME : 2:15.547		DIFFERENCE : 0.121			
LAP	SECTOR 1	SECTOR 2	LAP TIME	MPH	DIFF	TIME OF DAY	
1 -		44.450	2:21.222	75.68	5.675	10:51:20.937	
2 -	1:31.155	44.784	2:15.939	78.62	0.392	10:53:36.876	
3 -	1:31.626	44.364	2:15.990	78.59	0.443	10:55:52.866	
4 -	1:31.277	44.628	2:15.905 (3)	78.64	0.358	10:58:08.771	
5 -	1:31.447	44.500	2:15.947	78.61	0.400	11:00:24.718	
6 -	<b>1:31.153</b>	44.652	2:15.805 (2)	78.70	0.258	11:02:40.523	
7 -	1:31.274	<b>44.273</b>	<b>2:15.547 (1)</b>	<b>78.85</b>		<b>11:04:56.070</b>	

P2		1 S		Phil ATKINSON		Kawasaki NINJA 400 - ROSE MOT/Q Oil Treatments	
IDEAL LAP TIME : 2:15.391		BEST LAP TIME : 2:15.507		DIFFERENCE : 0.116			
LAP	SECTOR 1	SECTOR 2	LAP TIME	MPH	DIFF	TIME OF DAY	
1 -		<b>44.391</b>	2:21.317	75.63	5.810	10:51:21.032	
2 -	1:31.123	44.900	2:16.023	78.57	0.516	10:53:37.055	
3 -	1:31.367	44.539	2:15.906	78.64	0.399	10:55:52.961	
4 -	1:31.241	44.915	2:16.156	78.49	0.649	10:58:09.117	
5 -	<b>1:31.000</b>	44.507	<b>2:15.507 (1)</b>	<b>78.87</b>		<b>11:00:24.624</b>	
6 -	1:31.157	44.624	2:15.781 (3)	78.71	0.274	11:02:40.405	
7 -	1:31.224	44.463	2:15.687 (2)	78.77	0.180	11:04:56.092	

P3		35 J		Zack WESTON		Kawasaki NINJA 400 - NW Racing	
IDEAL LAP TIME : 2:15.913		BEST LAP TIME : 2:16.023		DIFFERENCE : 0.110			
LAP	SECTOR 1	SECTOR 2	LAP TIME	MPH	DIFF	TIME OF DAY	
1 -		<b>44.836</b>	2:21.671	75.44	5.648	10:51:21.386	
2 -	<b>1:31.077</b>	44.946	<b>2:16.023 (1)</b>	<b>78.57</b>		<b>10:53:37.409</b>	
3 -	1:31.542	45.136	2:16.678	78.19	0.655	10:55:54.087	
4 -	1:31.455	45.079	2:16.534 (3)	78.28	0.511	10:58:10.621	
5 -	1:31.587	44.870	2:16.457 (2)	78.32	0.434	11:00:27.078	
6 -	1:31.737	45.146	2:16.883	78.08	0.860	11:02:43.961	
7 -	1:34.083	48.832	2:22.915	74.78	6.892	11:05:06.876	

P4		34 S		Oliver ARBON		Kawasaki NINJA 400 - tt plumbing and heating	
IDEAL LAP TIME : 2:16.278		BEST LAP TIME : 2:16.278		DIFFERENCE : 0.000			
LAP	SECTOR 1	SECTOR 2	LAP TIME	MPH	DIFF	TIME OF DAY	
1 -		45.609	2:23.606	74.42	7.328	10:51:23.321	
2 -	1:31.911	45.585	2:17.496 (2)	77.73	1.218	10:53:40.817	
3 -	<b>1:31.014</b>	<b>45.264</b>	<b>2:16.278 (1)</b>	<b>78.42</b>		<b>10:55:57.095</b>	
4 -	1:31.747	46.294	2:18.041 (3)	77.42	1.763	10:58:15.136	
5 -	1:32.168	45.935	2:18.103	77.39	1.825	11:00:33.239	
6 -	1:32.590	46.513	2:19.103	76.83	2.825	11:02:52.342	
7 -	1:33.864	46.537	2:20.401	76.12	4.123	11:05:12.743	

P5		191 J		Craig DANCE		Kawasaki NINJA 400 - 2 brothers scaffolding	
IDEAL LAP TIME : 2:16.477		BEST LAP TIME : 2:16.946		DIFFERENCE : 0.469			
LAP	SECTOR 1	SECTOR 2	LAP TIME	MPH	DIFF	TIME OF DAY	
1 -		45.539	2:23.660	74.39	6.714	10:51:23.375	
2 -	1:31.972	44.974	<b>2:16.946 (1)</b>	<b>78.04</b>		<b>10:53:40.321</b>	
3 -	1:32.069	<b>44.962</b>	2:17.031 (2)	77.99	0.085	10:55:57.352	
4 -	<b>1:31.515</b>	53.652	2:25.167	73.62	8.221	10:58:22.519	
5 -	1:33.760	46.126	2:19.886 (3)	76.40	2.940	11:00:42.405	
6 -	1:33.995	46.920	2:20.915	75.84	3.969	11:03:03.320	
7 -	1:34.182	47.595	2:21.777	75.38	4.831	11:05:25.097	

# BMCRC - MRO Championships 2023 - Rnd 7 @ Snetterton

## ACU Team Green Junior Cup & Senior Ninja Series

### RACE 5 - SECTOR ANALYSIS



SECTOR 1 = FL to I1, SECTOR 2 = I1 to FL, DIFF = Difference To Personal Best Lap, P = Crossed Finish Line in Pit Lane, D = Time Disallowed

P6 77 S		Joe WHITE		Kawasaki NINJA 400 - Just In Graphics /MZ CONTRACTS/ Silver		
IDEAL LAP TIME : 2:20.409		BEST LAP TIME : 2:20.769		DIFFERENCE : 0.360		
LAP	SECTOR 1	SECTOR 2	LAP TIME	MPH	DIFF	TIME OF DAY
1 -		47.024	2:28.352	72.04	7.583	10:51:28.067
2 -	1:34.752	46.637	2:21.389	75.59	0.620	10:53:49.456
3 -	1:34.872	<b>46.147</b>	2:21.019	75.79	0.250	10:56:10.475
4 -	1:34.678	46.324	2:21.002 (3)	75.80	0.233	10:58:31.477
5 -	1:34.351	46.537	2:20.888 (2)	75.86	0.119	11:00:52.365
6 -	<b>1:34.262</b>	46.507	<b>2:20.769 (1)</b>	<b>75.92</b>		<b>11:03:13.134</b>
7 -	1:35.001	46.357	2:21.358	75.61	0.589	11:05:34.492

P7 27 S		Ben BROWN		Kawasaki NINJA - Hunts Motorcycles		
IDEAL LAP TIME : 2:20.200		BEST LAP TIME : 2:20.524		DIFFERENCE : 0.324		
LAP	SECTOR 1	SECTOR 2	LAP TIME	MPH	DIFF	TIME OF DAY
1 -		46.884	2:27.118	72.64	6.594	10:51:26.833
2 -	1:35.455	46.776	2:22.231	75.14	1.707	10:53:49.064
3 -	<b>1:33.908</b>	46.616	<b>2:20.524 (1)</b>	<b>76.05</b>		<b>10:56:09.588</b>
4 -	1:34.517	<b>46.292</b>	2:20.809 (2)	75.90	0.285	10:58:30.397
5 -	1:34.873	46.302	2:21.175 (3)	75.70	0.651	11:00:51.572
6 -	1:35.269	46.753	2:22.022	75.25	1.498	11:03:13.594
7 -	1:34.766	46.435	2:21.201	75.69	0.677	11:05:34.795

P8 65 S		Konrad BREESE		Kawasaki NINJA 400 - STIHL Racing		
IDEAL LAP TIME : 2:20.610		BEST LAP TIME : 2:20.822		DIFFERENCE : 0.212		
LAP	SECTOR 1	SECTOR 2	LAP TIME	MPH	DIFF	TIME OF DAY
1 -		46.954	2:27.757	72.33	6.935	10:51:27.472
2 -	1:34.586	<b>46.483</b>	2:21.069 (3)	75.76	0.247	10:53:48.541
3 -	1:34.511	46.961	2:21.472	75.54	0.650	10:56:10.013
4 -	1:34.409	46.862	2:21.271	75.65	0.449	10:58:31.284
5 -	<b>1:34.127</b>	46.767	2:20.894 (2)	75.85	0.072	11:00:52.178
6 -	1:35.068	46.809	2:21.877	75.33	1.055	11:03:14.055
7 -	1:34.226	46.596	<b>2:20.822 (1)</b>	<b>75.89</b>		<b>11:05:34.877</b>

P9 45 J		Marley MACKENZIE		Kawasaki NINJA - Kirkcaldy Kawasaki, ELPM		
IDEAL LAP TIME : 2:20.590		BEST LAP TIME : 2:20.779		DIFFERENCE : 0.189		
LAP	SECTOR 1	SECTOR 2	LAP TIME	MPH	DIFF	TIME OF DAY
1 -		<b>46.533</b>	2:27.340	72.54	6.561	10:51:27.055
2 -	1:35.272	46.822	2:22.094	75.21	1.315	10:53:49.149
3 -	<b>1:34.057</b>	46.722	<b>2:20.779 (1)</b>	<b>75.92</b>		<b>10:56:09.928</b>
4 -	1:34.327	46.553	2:20.880 (2)	75.86	0.101	10:58:30.808
5 -	1:34.299	47.102	2:21.401 (3)	75.58	0.622	11:00:52.209
6 -	1:34.994	46.697	2:21.691	75.43	0.912	11:03:13.900
7 -	1:34.410	47.260	2:21.670	75.44	0.891	11:05:35.570

P10 58 J		Matthew WOOD		Kawasaki NINJA 300 -		
IDEAL LAP TIME : 2:19.799		BEST LAP TIME : 2:20.461		DIFFERENCE : 0.662		
LAP	SECTOR 1	SECTOR 2	LAP TIME	MPH	DIFF	TIME OF DAY
1 -		47.587	2:28.986	71.73	8.525	10:51:28.701
2 -	1:34.177	47.249	2:21.426	75.57	0.965	10:53:50.127
3 -	<b>1:33.352</b>	47.109	<b>2:20.461 (1)</b>	<b>76.09</b>		<b>10:56:10.588</b>
4 -	1:33.730	46.809	2:20.539 (2)	76.05	0.078	10:58:31.127
5 -	1:34.334	<b>46.447</b>	2:20.781 (3)	75.91	0.320	11:00:51.908
6 -	1:34.878	46.891	2:21.769	75.39	1.308	11:03:13.677
7 -	1:34.639	47.367	2:22.006	75.26	1.545	11:05:35.683

# BMCRC - MRO Championships 2023 - Rnd 7 @ Snetterton

## ACU Team Green Junior Cup & Senior Ninja Series

### RACE 5 - SECTOR ANALYSIS



SECTOR 1 = FL to I1, SECTOR 2 = I1 to FL, DIFF = Difference To Personal Best Lap, P = Crossed Finish Line in Pit Lane, D = Time Disallowed

P11		7 J		Kobe GARBETT		Kawasaki NINJA 400 - Toro Verde	
IDEAL LAP TIME : 2:20.197		BEST LAP TIME : 2:20.197		DIFFERENCE : 0.000			
LAP	SECTOR 1	SECTOR 2	LAP TIME	MPH	DIFF	TIME OF DAY	
1 -		47.646	2:29.126	71.67	8.929	10:51:28.841	
2 -	1:34.185	47.192	2:21.377	75.59	1.180	10:53:50.218	
3 -	1:34.325	47.908	2:22.233	75.14	2.036	10:56:12.451	
4 -	<b>1:33.291</b>	<b>46.906</b>	<b>2:20.197 (1)</b>	<b>76.23</b>		<b>10:58:32.648</b>	
5 -	1:33.455	47.160	2:20.615 (2)	76.00	0.418	11:00:53.263	
6 -	1:34.242	47.147	2:21.389	75.59	1.192	11:03:14.652	
7 -	1:34.035	47.023	2:21.058 (3)	75.77	0.861	11:05:35.710	

P12		10 S		Mike BRUNSDON		Kawasaki NINJA 400 - Parts Europe	
IDEAL LAP TIME : 2:21.839		BEST LAP TIME : 2:22.006		DIFFERENCE : 0.167			
LAP	SECTOR 1	SECTOR 2	LAP TIME	MPH	DIFF	TIME OF DAY	
1 -		48.709	2:32.352	70.15	10.346	10:51:32.067	
2 -	1:35.845	49.391	2:25.236	73.59	3.230	10:53:57.303	
3 -	1:35.167	47.699	2:22.866	74.81	0.860	10:56:20.169	
4 -	1:36.105	47.430	2:23.535	74.46	1.529	10:58:43.704	
5 -	1:35.707	<b>46.969</b>	2:22.676 (3)	74.91	0.670	11:01:06.380	
6 -	1:35.047	47.237	2:22.284 (2)	75.11	0.278	11:03:28.664	
7 -	<b>1:34.870</b>	47.136	<b>2:22.006 (1)</b>	<b>75.26</b>		<b>11:05:50.670</b>	

P13		18 J		George HIGGINS		Kawasaki NINJA 400 - Aztec Racing	
IDEAL LAP TIME : 2:22.319		BEST LAP TIME : 2:22.492		DIFFERENCE : 0.173			
LAP	SECTOR 1	SECTOR 2	LAP TIME	MPH	DIFF	TIME OF DAY	
1 -		48.329	2:31.900	70.36	9.408	10:51:31.615	
2 -	1:36.045	48.742	2:24.787	73.81	2.295	10:53:56.402	
3 -	1:35.860	47.650	2:23.510	74.47	1.018	10:56:19.912	
4 -	<b>1:35.098</b>	47.470	2:22.568 (3)	74.96	0.076	10:58:42.480	
5 -	1:35.108	47.384	<b>2:22.492 (1)</b>	<b>75.00</b>		<b>11:01:04.972</b>	
6 -	1:35.519	47.778	2:23.297	74.58	0.805	11:03:28.269	
7 -	1:35.317	<b>47.221</b>	2:22.538 (2)	74.98	0.046	11:05:50.807	

P14		11 J		Freddie BATE		Kawasaki NINJA 300 - hartjay	
IDEAL LAP TIME : 2:23.734		BEST LAP TIME : 2:24.331		DIFFERENCE : 0.597			
LAP	SECTOR 1	SECTOR 2	LAP TIME	MPH	DIFF	TIME OF DAY	
1 -		<b>48.350</b>	2:32.686	70.00	8.355	10:51:32.401	
2 -	<b>1:35.384</b>	49.151	2:24.535 (2)	73.94	0.204	10:53:56.936	
3 -	1:36.383	48.368	2:24.751 (3)	73.83	0.420	10:56:21.687	
4 -	1:35.653	48.678	<b>2:24.331 (1)</b>	<b>74.05</b>		<b>10:58:46.018</b>	
5 -	1:36.778	48.400	2:25.178	73.62	0.847	11:01:11.196	
6 -	1:37.824	49.297	2:27.121	72.64	2.790	11:03:38.317	
7 -	1:38.305	49.098	2:27.403	72.50	3.072	11:06:05.720	

P15		16 J		Aleisha LAYTON		Kawasaki NINJA 300 - Bluebell Inn	
IDEAL LAP TIME : 2:24.816		BEST LAP TIME : 2:25.427		DIFFERENCE : 0.611			
LAP	SECTOR 1	SECTOR 2	LAP TIME	MPH	DIFF	TIME OF DAY	
1 -		49.782	2:38.372	67.48	12.945	10:51:38.087	
2 -	1:40.047	49.674	2:29.721	71.38	4.294	10:54:07.808	
3 -	1:37.748	48.789	2:26.537	72.93	1.110	10:56:34.345	
4 -	1:37.622	48.536	2:26.158	73.12	0.731	10:59:00.503	
5 -	1:37.624	48.498	2:26.122 (3)	73.14	0.695	11:01:26.625	
6 -	<b>1:36.832</b>	48.595	<b>2:25.427 (1)</b>	<b>73.49</b>		<b>11:03:52.052</b>	
7 -	1:37.652	<b>47.984</b>	2:25.636 (2)	73.38	0.209	11:06:17.688	

# BMCRC - MRO Championships 2023 - Rnd 7 @ Snetterton

## ACU Team Green Junior Cup & Senior Ninja Series

### RACE 5 - SECTOR ANALYSIS



SECTOR 1 = FL to I1, SECTOR 2 = I1 to FL, DIFF = Difference To Personal Best Lap, P = Crossed Finish Line in Pit Lane, D = Time Disallowed

P16 54 S Ben SCOTT		Kawasaki NINJA 250 - GI Landscapes VampTech				
IDEAL LAP TIME : 2:27.630		BEST LAP TIME : 2:27.674		DIFFERENCE : 0.044		
LAP	SECTOR 1	SECTOR 2	LAP TIME	MPH	DIFF	TIME OF DAY
1 -		50.855	2:39.480	67.01	11.806	10:51:39.195
2 -	1:39.869	49.572	2:29.441	71.52	1.767	10:54:08.636
3 -	1:38.913	49.470	2:28.383	72.03	0.709	10:56:37.019
4 -	1:38.655	49.649	2:28.304	72.06	0.630	10:59:05.323
5 -	1:38.737	49.227	2:27.964 (3)	72.23	0.290	11:01:33.287
6 -	<b>1:38.600</b>	49.253	2:27.853 (2)	72.28	0.179	11:04:01.140
7 -	1:38.644	<b>49.030</b>	<b>2:27.674 (1)</b>	<b>72.37</b>		<b>11:06:28.814</b>

P17 400 S Stuart THURTLÉ		Kawasaki NINJA 400 - TeamTortoise Racing				
IDEAL LAP TIME : 2:28.629		BEST LAP TIME : 2:28.952		DIFFERENCE : 0.323		
LAP	SECTOR 1	SECTOR 2	LAP TIME	MPH	DIFF	TIME OF DAY
1 -		50.230	2:39.461	67.02	10.509	10:51:39.176
2 -	1:40.253	50.535	2:30.788	70.88	1.836	10:54:09.964
3 -	1:39.237	<b>49.858</b>	2:29.095 (2)	71.68	0.143	10:56:39.059
4 -	<b>1:38.771</b>	50.181	<b>2:28.952 (1)</b>	<b>71.75</b>		<b>10:59:08.011</b>
5 -	1:39.254	50.296	2:29.550 (3)	71.46	0.598	11:01:37.561
6 -	1:39.609	50.068	2:29.677	71.40	0.725	11:04:07.238
7 -	1:39.590	50.409	2:29.999	71.25	1.047	11:06:37.237

P18 4 S Nigel FRANKLIN		Kawasaki NINJA - Jane Franklin				
IDEAL LAP TIME : 2:31.227		BEST LAP TIME : 2:31.301		DIFFERENCE : 0.074		
LAP	SECTOR 1	SECTOR 2	LAP TIME	MPH	DIFF	TIME OF DAY
1 -		51.828	2:44.754	64.87	13.453	10:51:44.469
2 -	1:43.353	54.056	2:37.409	67.90	6.108	10:54:21.878
3 -	1:42.361	51.291	2:33.652	69.56	2.351	10:56:55.530
4 -	1:40.774	<b>51.027</b>	2:31.801 (2)	70.40	0.500	10:59:27.331
5 -	1:41.490	51.483	2:32.973	69.86	1.672	11:02:00.304
6 -	1:40.874	51.136	2:32.010 (3)	70.31	0.709	11:04:32.314
7 -	<b>1:40.200</b>	51.101	<b>2:31.301 (1)</b>	<b>70.64</b>		<b>11:07:03.615</b>

P19 12 J Kees RAMSEY		Kawasaki NINJA 400 -				
IDEAL LAP TIME : 2:35.683		BEST LAP TIME : 2:36.440		DIFFERENCE : 0.757		
LAP	SECTOR 1	SECTOR 2	LAP TIME	MPH	DIFF	TIME OF DAY
1 -		<b>51.930</b>	2:43.891	65.21	7.451	10:51:43.606
2 -	1:44.007	52.664	2:36.671 (2)	68.21	0.231	10:54:20.277
3 -	1:43.789	52.651	<b>2:36.440 (1)</b>	<b>68.32</b>		<b>10:56:56.717</b>
4 -	<b>1:43.753</b>	56.416	2:40.169	66.73	3.729	10:59:36.886
5 -	1:46.532	53.588	2:40.120	66.75	3.680	11:02:17.006
6 -	1:45.587	53.310	2:38.897 (3)	67.26	2.457	11:04:55.903

# BMCRC - MRO Championships 2023 - Rnd 7 @ Snetterton

## ACU Team Green Junior Cup & Senior Ninja Series

### RACE 5 - BEST SECTORS

SECTOR 1			SECTOR 2			IDEAL / BEST COMPARISON						
POS	NO	NAME	TIME	NO	NAME	TIME	POS	NO	NAME	IDEAL	BEST	DIFF
									<b>PERFECT LAP</b>	<b>2:15.273</b>		
1	1	ATKINSON	<b>1:31.000</b>	0	McCABE	<b>44.273</b>	1	1	ATKINSON	2:15.391	2:15.507	<b>0.116</b>
2	34	ARBON	<b>1:31.014</b>	1	ATKINSON	<b>44.391</b>	2	0	McCABE	2:15.426	2:15.547	<b>0.121</b>
3	35	WESTON	<b>1:31.077</b>	35	WESTON	<b>44.836</b>	3	35	WESTON	2:15.913	2:16.023	<b>0.110</b>
4	0	McCABE	<b>1:31.153</b>	191	DANCE	<b>44.962</b>	4	34	ARBON	2:16.278	2:16.278	<b>0.000</b>
5	191	DANCE	<b>1:31.515</b>	34	ARBON	<b>45.264</b>	5	191	DANCE	2:16.477	2:16.946	<b>0.469</b>
6	7	GARBETT	<b>1:33.291</b>	77	WHITE	<b>46.147</b>	6	58	WOOD	2:19.799	2:20.461	<b>0.662</b>
7	58	WOOD	<b>1:33.352</b>	27	BROWN	<b>46.292</b>	7	7	GARBETT	2:20.197	2:20.197	<b>0.000</b>
8	27	BROWN	<b>1:33.908</b>	58	WOOD	<b>46.447</b>	8	27	BROWN	2:20.200	2:20.524	<b>0.324</b>
9	45	MACKENZIE	<b>1:34.057</b>	65	BREESE	<b>46.483</b>	9	77	WHITE	2:20.409	2:20.769	<b>0.360</b>
10	65	BREESE	<b>1:34.127</b>	45	MACKENZIE	<b>46.533</b>	10	45	MACKENZIE	2:20.590	2:20.779	<b>0.189</b>
11	77	WHITE	<b>1:34.262</b>	7	GARBETT	<b>46.906</b>	11	65	BREESE	2:20.610	2:20.822	<b>0.212</b>
12	10	BRUNSDON	<b>1:34.870</b>	10	BRUNSDON	<b>46.969</b>	12	10	BRUNSDON	2:21.839	2:22.006	<b>0.167</b>
13	18	HIGGINS	<b>1:35.098</b>	18	HIGGINS	<b>47.221</b>	13	18	HIGGINS	2:22.319	2:22.492	<b>0.173</b>
14	11	BATE	<b>1:35.384</b>	16	LAYTON	<b>47.984</b>	14	11	BATE	2:23.734	2:24.331	<b>0.597</b>
15	16	LAYTON	<b>1:36.832</b>	11	BATE	<b>48.350</b>	15	16	LAYTON	2:24.816	2:25.427	<b>0.611</b>
16	54	SCOTT	<b>1:38.600</b>	54	SCOTT	<b>49.030</b>	16	54	SCOTT	2:27.630	2:27.674	<b>0.044</b>
17	400	THURTL	<b>1:38.771</b>	400	THURTL	<b>49.858</b>	17	400	THURTL	2:28.629	2:28.952	<b>0.323</b>
18	4	FRANKLIN	<b>1:40.200</b>	4	FRANKLIN	<b>51.027</b>	18	4	FRANKLIN	2:31.227	2:31.301	<b>0.074</b>
19	12	RAMSEY	<b>1:43.753</b>	12	RAMSEY	<b>51.930</b>	19	12	RAMSEY	2:35.683	2:36.440	<b>0.757</b>
20												

# BMCRC - MRO Championships 2023 - Rnd 7 @ Snetterton

## ACU Team Green Junior Cup & Senior Ninja Series

### RACE 5 - STATISTICS

**Competitors Started** 20  
**Planned Start** 2023-09-03 @ 10:45:00.000  
**Actual Start** 2023-09-03 @ 10:48:59.714  
**Finish Time** 2023-09-03 @ 11:04:55.902  
**Track Length** 2.9689mi.  
**Total Laps** 132  
**Total Distance Covered** 391.8963mi.

#### Session Fastest Lap History

NO	CL	NAME	LAP TIME	TIME OF DAY	LAP	VEHICLE
0	J	Harley McCABE	2:15.939	10:53:36.888	2	Kawasaki
1	S	Phil ATKINSON	2:15.906	10:55:52.938	3	Kawasaki NINJA 400
0	J	Harley McCABE	2:15.905	10:58:08.783	4	Kawasaki
1	S	Phil ATKINSON	2:15.507	11:00:24.628	5	Kawasaki NINJA 400

#### Session Leader History

NO	CL	NAME	FROM LAP	LAPS LED	DISTANCE	VEHICLE
0	J	Harley McCABE	1	4	11.87 miles	Kawasaki
1	S	Phil ATKINSON	5	2	5.93 miles	Kawasaki NINJA 400
0	J	Harley McCABE	7	1	2.96 miles	Kawasaki

#### Flag History

TYPE	TIME OF DAY
GREEN	10:48:59.714
FINISH	11:04:55.902

#### Flag Statistics

TYPE	COUNT	TOTAL LAPS	TOTAL TIME
Green	1	7	18:12.827
Red	0	0	0.000
Safety Car	0	0	0.000
FCY	0	0	0.000



# BMCRC - MRO Championships 2023 - Rnd 7 @ Snetterton

## ACU Team Green Junior Cup & Senior Ninja Series

### RACE 5 - STATISTICS

CLASS : J

11 Starters

#### Fastest Lap History

NO	NAME	LAP TIME	TIME OF DAY	LAP	VEHICLE
0	Harley McCABE	<b>2:15.939</b>	10:53:36.888	2	Kawasaki
0	Harley McCABE	<b>2:15.905</b>	10:58:08.783	4	Kawasaki
0	Harley McCABE	<b>2:15.805</b>	11:02:40.535	6	Kawasaki
0	Harley McCABE	<b>2:15.547</b>	11:04:56.083	7	Kawasaki

#### Leader History

NO	NAME	FROM LAP	LAPS LED	DISTANCE	VEHICLE
0	Harley McCABE	1	7	20.78 miles	Kawasaki

# BMCRC - MRO Championships 2023 - Rnd 7 @ Snetterton

## ACU Team Green Junior Cup & Senior Ninja Series

### RACE 5 - STATISTICS

**CLASS : S**

9 Starters

#### Fastest Lap History

NO	NAME	LAP TIME	TIME OF DAY	LAP	VEHICLE
1	Phil ATKINSON	<b>2:16.023</b>	10:53:37.059	2	Kawasaki NINJA 400
1	Phil ATKINSON	<b>2:15.906</b>	10:55:52.938	3	Kawasaki NINJA 400
1	Phil ATKINSON	<b>2:15.507</b>	11:00:24.628	5	Kawasaki NINJA 400

#### Leader History

NO	NAME	FROM LAP	LAPS LED	DISTANCE	VEHICLE
1	Phil ATKINSON	1	7	20.78 miles	Kawasaki NINJA 400

**BMCRC - MRO Championships 2023 - Rnd 7 @ Snetterton**

**ACU Team Green Junior Cup & Senior Ninja Series**

**RACE 16 - GRID (6 Laps)**



**Kawasaki**

ROW 7	21	33	Patrick KLINGE	2:36.440	20	12	Kees RAMSEY	2:31.301	19	4	Nigel FRANKLIN
ROW 6	18	400	Stuart THURTLÉ	2:28.952	17	54	Ben SCOTT	2:27.674	16	16	Aleisha LAYTON
ROW 5	15	11	Freddie BATE	2:24.331	14	18	George HIGGINS	2:22.492	13	10	Mike BRUNSDON
ROW 4	12	31	Robbie PARK	2:20.822	11	65	Konrad BREESE	2:20.779	10	45	Marley MACKENZIE
ROW 3	9	77	Joe WHITE	2:20.769	8	27	Ben BROWN	2:20.524	7	58	Matthew WOOD
ROW 2	6	7	Kobe GARBETT	2:20.197	5	191	Craig DANCE	2:16.946	4	34	Oliver ARBON
ROW 1	3	35	Zack WESTON	2:16.023	2	0	Harley McCABE	2:15.547	1	1	Phil ATKINSON
<b>Pole</b>											

Snetterton 300: 2.9689 miles

These results are provisional until the conclusion of any judicial and technical matters.

Clerk Of Course :	Stewards :	Timekeeper : <i>Craig Smith</i>
-------------------	------------	------------------------------------

Results can be found at [www.tsl-timing.com](http://www.tsl-timing.com)

Printed - 11:09 Sunday, 03 September 2023



# BMCRC - MRO Championships 2023 - Rnd 7 @ Snetterton



## ACU Team Green Junior Cup & Senior Ninja Series

### RACE 16 - CLASSIFICATION

# Kawasaki

POS	NO	CL	PIC NAME	ENTRY	LAPS	TIME	GAP	DIFF	MPH	BEST	ON
1	0	J	1 Harley McCABE	Kawasaki -	6	13:36.587			78.53	2:14.803	6
2	1	S	1 Phil ATKINSON	Kawasaki NINJA 400 - ROSE MOT/Q Oil Treatment	6	13:40.137	3.550	3.550	78.19	2:15.203	4
3	35	J	2 Zack WESTON	Kawasaki NINJA 400 - NW Racing	6	13:46.470	9.883	6.333	77.59	2:15.944	3
4	34	S	2 Oliver ARBON	Kawasaki NINJA 400 - tt plumbing and heating	6	13:50.366	13.779	3.896	77.22	2:16.061	3
5	191	J	3 Craig DANCE	Kawasaki NINJA 400 - 2 brothers scaffolding	6	13:54.195	17.608	3.829	76.87	2:16.833	2
6	65	S	3 Konrad BREESE	Kawasaki NINJA 400 - STIHL Racing	6	14:10.386	33.799	16.191	75.41	2:18.856	6
7	27	S	4 Ben BROWN	Kawasaki NINJA - Hunts Motorcycles	6	14:11.230	34.643	0.844	75.33	2:19.381	6
8	31	J	4 Robbie PARK	Kawasaki NINJA - Mom	6	14:11.380	34.793	0.150	75.32	2:19.084	6
9	45	J	5 Marley MACKENZIE	Kawasaki NINJA - Kirkcaldy Kawasaki, ELPM	6	14:11.522	34.935	0.142	75.31	2:19.311	6
10	7	J	6 Kobe GARBETT	Kawasaki NINJA 400 - Toro Verde	6	14:17.772	41.185	6.250	74.76	2:21.589	3
11	77	S	5 Joe WHITE	Kawasaki NINJA 400 - Just In Graphics /MZ CONTR	6	14:18.163	41.576	0.391	74.72	2:21.590	2
12	18	J	7 George HIGGINS	Kawasaki NINJA 400 - Aztec Racing	6	14:26.528	49.941	8.365	74.00	2:22.226	3
13	10	S	6 Mike BRUNSDON	Kawasaki NINJA 400 - Parts Europe	6	14:26.782	50.195	0.254	73.98	2:22.563	6
14	11	J	8 Freddie BATE	Kawasaki NINJA 300 - hartjay	6	14:38.267	1:01.680	11.485	73.01	2:24.200	3
15	16	J	9 Aleisha LAYTON	Kawasaki NINJA 300 - Bluebell Inn	6	14:45.710	1:09.123	7.443	72.40	2:25.483	4
16	400	S	7 Stuart THURTLIE	Kawasaki NINJA 400 - TeamTortoise Racing	6	15:10.940	1:34.353	25.230	70.39	2:30.065	2
17	54	S	8 Ben SCOTT	Kawasaki NINJA 250 - GI Landscapes VampTech	6	15:23.901	1:47.314	12.961	69.41	2:31.486	2
18	4	S	9 Nigel FRANKLIN	Kawasaki NINJA - Jane Franklin	6	15:33.882	1:57.295	9.981	68.66	2:33.137	6

NOT CLASSIFIED

DNF	58	J	Matthew WOOD	Kawasaki NINJA 300 -	3	7:11.208	3 Laps	3 Laps	74.35	2:21.303	3
-----	----	---	--------------	----------------------	---	----------	--------	--------	-------	----------	---

FASTEST LAP

0	J	Harley McCABE	Kawasaki -	6	2:14.803	79.28 mph	127.59 kph
1	S	Phil ATKINSON	Kawasaki NINJA 400 - ROSE MOT/Q Oil Treatment	4	2:15.203	79.05 mph	127.22 kph

Class J - 92.5% of Race Speed = 72.64 mph  
 Class S - 92.5% of Race Speed = 72.32 mph

Weather / Track : Sunny / Dry

These results are provisional until the conclusion of any judicial and technical matters.

Race Distance: 6 Laps / 17.81 miles

Snetterton 300: 2.9689 miles

Date: 03/09/2023 Start: 15:34 Finish: 15:48

Clerk Of Course :	Stewards :	Timekeeper : <i>Craig Smith</i>
-------------------	------------	------------------------------------

Results can be found at [www.tsl-timing.com](http://www.tsl-timing.com)

Printed - 15:51 Sunday, 03 September 2023



# BMCRC - MRO Championships 2023 - Rnd 7 @ Snetterton

## ACU Team Green Junior Cup & Senior Ninja Series

### RACE 16 - LAP CHART

#### LAP 1 @ 15:37:15.765

NO	BEHIND	LAP TIME
0		2:20.495
35	0.435	2:20.930
1	0.901	2:21.396
34	2.055	2:22.550
191	3.025	2:23.520
45	5.836	2:26.331
77	6.943	2:27.438
7	7.032	2:27.527
27	7.058	2:27.553
58	7.391	2:27.886
31	7.419	2:27.914
65	7.752	2:28.247
11	9.608	2:30.103
10	9.649	2:30.144
18	10.816	2:31.311
16	12.288	2:32.783
400	17.316	2:37.811
54	17.436	2:37.931
4	22.886	2:43.381

4 1:00.195 2:33.904

#### LAP 4 @ 15:44:02.159

NO	BEHIND	LAP TIME
0		2:15.244
1	1.547	2:15.203
35	2.670	2:16.239
34	5.235	2:16.924
191	8.783	2:18.446
27	24.098	2:20.272
31	24.258	2:19.847
45	24.277	2:22.017
65	24.366	2:19.870
77	26.885	2:23.052
7	27.458	2:22.396
18	34.163	2:23.031
10	34.392	2:24.444
11	38.796	2:25.087
16	43.362	2:25.483
400	1:02.385	2:30.950
54	1:08.980	2:34.269
4	1:19.828	2:34.877

#### LAP 2 @ 15:39:31.591

NO	BEHIND	LAP TIME
0		2:15.826
1	1.045	2:15.970
35	1.055	2:16.446
34	2.818	2:16.589
191	4.032	2:16.833
45	11.185	2:21.175
27	12.566	2:21.334
77	12.707	2:21.590
31	13.140	2:21.547
58	13.584	2:22.019
65	13.616	2:21.690
7	14.041	2:22.835
10	16.808	2:22.985
18	19.474	2:24.484
11	20.077	2:26.295
16	22.499	2:26.037
400	31.555	2:30.065
54	33.096	2:31.486
4	41.615	2:34.555

#### LAP 5 @ 15:46:17.054

NO	BEHIND	LAP TIME
0		2:14.895
1	2.202	2:15.550
35	5.229	2:17.454
34	8.467	2:18.127
191	12.487	2:18.599
65	29.746	2:20.275
27	30.065	2:20.862
45	30.427	2:21.045
31	30.512	2:21.149
77	34.010	2:22.020
7	34.290	2:21.727
18	42.184	2:22.916
10	42.435	2:22.938
11	50.110	2:26.209
16	56.162	2:27.695
400	1:17.937	2:30.447
54	1:27.370	2:33.285
4	1:38.961	2:34.028

#### LAP 3 @ 15:41:46.915

NO	BEHIND	LAP TIME
0		2:15.324
1	1.588	2:15.867
35	1.675	2:15.944
34	3.555	2:16.061
191	5.581	2:16.873
45	17.504	2:21.643
27	19.070	2:21.828
77	19.077	2:21.694
58	19.563	2:21.303
31	19.655	2:21.839
65	19.740	2:21.448
7	20.306	2:21.589
10	25.192	2:23.708
18	26.376	2:22.226
11	28.953	2:24.200
16	33.123	2:25.948
400	46.679	2:30.448
54	49.955	2:32.183

#### LAP 6 @ 15:48:31.857

NO	BEHIND	LAP TIME
0		2:14.803
1	3.550	2:16.151
35	9.883	2:19.457
34	13.779	2:20.115
191	17.608	2:19.924
65	33.799	2:18.856
27	34.643	2:19.381
31	34.793	2:19.084
45	34.935	2:19.311
7	41.185	2:21.698
77	41.576	2:22.369
18	49.941	2:22.560
10	50.195	2:22.563
11	1:01.680	2:26.373
16	1:09.123	2:27.764
400	1:34.353	2:31.219
54	1:47.314	2:34.747
4	1:57.295	2:33.137

# BMCRC - MRO Championships 2023 - Rnd 7 @ Snetterton

## ACU Team Green Junior Cup & Senior Ninja Series

### RACE 16 - POSITION CHART

No	Name	Lap Pos	Lap					
			1	2	3	4	5	6
1	ATKINSON	1	0	0	0	0	0	0
0	McCABE	2	35	1	1	1	1	1
35	WESTON	3	1	35	35	35	35	35
34	ARBON	4	34	34	34	34	34	34
191	DANCE	5	191	191	191	191	191	191
7	GARBETT	6	45	45	45	27	65	65
58	WOOD	7	77	27	27	31	27	27
27	BROWN	8	7	77	77	45	45	31
77	WHITE	9	27	31	58	65	31	45
45	MACKENZIE	10	58	58	31	77	77	7
65	BREESE	11	31	65	65	7	7	77
31	PARK	12	65	7	7	18	18	18
10	BRUNSDON	13	11	10	10	10	10	10
18	HIGGINS	14	10	18	18	11	11	11
11	BATE	15	18	11	11	16	16	16
16	LAYTON	16	16	16	16	400	400	400
54	SCOTT	17	400	400	400	54	54	54
400	THURTLÉ	18	54	54	54	4	4	4
4	FRANKLIN	19	4	4	4			

# BMCRC - MRO Championships 2023 - Rnd 7 @ Snetterton

## ACU Team Green Junior Cup & Senior Ninja Series

### RACE 16 - SECTOR ANALYSIS



SECTOR 1 = FL to I1, SECTOR 2 = I1 to FL, DIFF = Difference To Personal Best Lap, P = Crossed Finish Line in Pit Lane, D = Time Disallowed

P1		0 J		Harley McCABE		Kawasaki -	
IDEAL LAP TIME : 2:14.781		BEST LAP TIME : 2:14.803		DIFFERENCE : 0.022			
LAP	SECTOR 1	SECTOR 2	LAP TIME	MPH	DIFF	TIME OF DAY	
1 -		44.720	2:20.495	76.07	5.692	15:37:15.765	
2 -	1:31.544	44.282	2:15.826	78.68	1.023	15:39:31.591	
3 -	1:30.887	44.437	2:15.324	78.98	0.521	15:41:46.915	
4 -	1:30.848	44.396	2:15.244 (3)	79.02	0.441	15:44:02.159	
5 -	1:30.697	<b>44.198</b>	2:14.895 (2)	79.23	0.092	15:46:17.054	
6 -	<b>1:30.583</b>	44.220	<b>2:14.803 (1)</b>	<b>79.28</b>		<b>15:48:31.857</b>	

P2		1 S		Phil ATKINSON		Kawasaki NINJA 400 - ROSE MOT/Q Oil Treatments	
IDEAL LAP TIME : 2:15.203		BEST LAP TIME : 2:15.203		DIFFERENCE : 0.000			
LAP	SECTOR 1	SECTOR 2	LAP TIME	MPH	DIFF	TIME OF DAY	
1 -		45.171	2:21.396	75.58	6.193	15:37:16.666	
2 -	1:30.830	45.140	2:15.970	78.60	0.767	15:39:32.636	
3 -	1:31.051	44.816	2:15.867 (3)	78.66	0.664	15:41:48.503	
4 -	<b>1:30.776</b>	<b>44.427</b>	<b>2:15.203 (1)</b>	<b>79.05</b>		<b>15:44:03.706</b>	
5 -	1:30.969	44.581	2:15.550 (2)	78.84	0.347	15:46:19.256	
6 -	1:31.294	44.857	2:16.151	78.50	0.948	15:48:35.407	

P3		35 J		Zack WESTON		Kawasaki NINJA 400 - NW Racing	
IDEAL LAP TIME : 2:15.875		BEST LAP TIME : 2:15.944		DIFFERENCE : 0.069			
LAP	SECTOR 1	SECTOR 2	LAP TIME	MPH	DIFF	TIME OF DAY	
1 -		<b>44.858</b>	2:20.930	75.83	4.986	15:37:16.200	
2 -	1:31.225	45.221	2:16.446 (3)	78.33	0.502	15:39:32.646	
3 -	<b>1:31.017</b>	44.927	<b>2:15.944 (1)</b>	<b>78.62</b>		<b>15:41:48.590</b>	
4 -	1:31.156	45.083	2:16.239 (2)	78.45	0.295	15:44:04.829	
5 -	1:31.968	45.486	2:17.454	77.75	1.510	15:46:22.283	
6 -	1:33.044	46.413	2:19.457	76.64	3.513	15:48:41.740	

P4		34 S		Oliver ARBON		Kawasaki NINJA 400 - tt plumbing and heating	
IDEAL LAP TIME : 2:16.038		BEST LAP TIME : 2:16.061		DIFFERENCE : 0.023			
LAP	SECTOR 1	SECTOR 2	LAP TIME	MPH	DIFF	TIME OF DAY	
1 -		45.098	2:22.550	74.97	6.489	15:37:17.820	
2 -	1:31.533	<b>45.056</b>	2:16.589 (2)	78.24	0.528	15:39:34.409	
3 -	<b>1:30.982</b>	45.079	<b>2:16.061 (1)</b>	<b>78.55</b>		<b>15:41:50.470</b>	
4 -	1:31.605	45.319	2:16.924 (3)	78.05	0.863	15:44:07.394	
5 -	1:32.065	46.062	2:18.127	77.37	2.066	15:46:25.521	
6 -	1:33.260	46.855	2:20.115	76.28	4.054	15:48:45.636	

P5		191 J		Craig DANCE		Kawasaki NINJA 400 - 2 brothers scaffolding	
IDEAL LAP TIME : 2:16.508		BEST LAP TIME : 2:16.833		DIFFERENCE : 0.325			
LAP	SECTOR 1	SECTOR 2	LAP TIME	MPH	DIFF	TIME OF DAY	
1 -		45.686	2:23.520	74.47	6.687	15:37:18.790	
2 -	1:31.829	<b>45.004</b>	<b>2:16.833 (1)</b>	<b>78.11</b>		<b>15:39:35.623</b>	
3 -	<b>1:31.504</b>	45.369	2:16.873 (2)	78.08	0.040	15:41:52.496	
4 -	1:32.748	45.698	2:18.446 (3)	77.20	1.613	15:44:10.942	
5 -	1:32.694	45.905	2:18.599	77.11	1.766	15:46:29.541	
6 -	1:33.377	46.547	2:19.924	76.38	3.091	15:48:49.465	

P6		65 S		Konrad BREESE		Kawasaki NINJA 400 - STIHL Racing	
IDEAL LAP TIME : 2:18.827		BEST LAP TIME : 2:18.856		DIFFERENCE : 0.029			
LAP	SECTOR 1	SECTOR 2	LAP TIME	MPH	DIFF	TIME OF DAY	
1 -		46.673	2:28.247	72.09	9.391	15:37:23.517	
2 -	1:35.006	46.684	2:21.690	75.43	2.834	15:39:45.207	
3 -	1:34.403	47.045	2:21.448	75.56	2.592	15:42:06.655	
4 -	1:33.347	46.523	2:19.870 (2)	76.41	1.014	15:44:26.525	
5 -	1:34.656	<b>45.619</b>	2:20.275 (3)	76.19	1.419	15:46:46.800	
6 -	<b>1:33.208</b>	45.648	<b>2:18.856 (1)</b>	<b>76.97</b>		<b>15:49:05.656</b>	

# BMCRC - MRO Championships 2023 - Rnd 7 @ Snetterton

## ACU Team Green Junior Cup & Senior Ninja Series

### RACE 16 - SECTOR ANALYSIS



SECTOR 1 = FL to I1, SECTOR 2 = I1 to FL, DIFF = Difference To Personal Best Lap, P = Crossed Finish Line in Pit Lane, D = Time Disallowed

P7 27 S Ben BROWN		Kawasaki NINJA - Hunts Motorcycles				
IDEAL LAP TIME : 2:19.381		BEST LAP TIME : 2:19.381		DIFFERENCE : 0.000		
LAP	SECTOR 1	SECTOR 2	LAP TIME	MPH	DIFF	TIME OF DAY
1 -		46.061	2:27.553	72.43	8.172	15:37:22.823
2 -	1:34.909	46.425	2:21.334	75.62	1.953	15:39:44.157
3 -	1:35.158	46.670	2:21.828	75.35	2.447	15:42:05.985
4 -	1:33.901	46.371	2:20.272 (2)	76.19	0.891	15:44:26.257
5 -	1:35.059	45.803	2:20.862 (3)	75.87	1.481	15:46:47.119
6 -	<b>1:33.608</b>	<b>45.773</b>	<b>2:19.381 (1)</b>	<b>76.68</b>		<b>15:49:06.500</b>

P8 31 J Robbie PARK		Kawasaki NINJA - Mom				
IDEAL LAP TIME : 2:19.084		BEST LAP TIME : 2:19.084		DIFFERENCE : 0.000		
LAP	SECTOR 1	SECTOR 2	LAP TIME	MPH	DIFF	TIME OF DAY
1 -		46.280	2:27.914	72.25	8.830	15:37:23.184
2 -	1:35.111	46.436	2:21.547	75.50	2.463	15:39:44.731
3 -	1:34.852	46.987	2:21.839	75.35	2.755	15:42:06.570
4 -	1:33.373	46.474	2:19.847 (2)	76.42	0.763	15:44:26.417
5 -	1:35.052	46.097	2:21.149 (3)	75.72	2.065	15:46:47.566
6 -	<b>1:33.218</b>	<b>45.866</b>	<b>2:19.084 (1)</b>	<b>76.84</b>		<b>15:49:06.650</b>

P9 45 J Marley MACKENZIE		Kawasaki NINJA - Kirkcaldy Kawasaki, ELPM				
IDEAL LAP TIME : 2:19.311		BEST LAP TIME : 2:19.311		DIFFERENCE : 0.000		
LAP	SECTOR 1	SECTOR 2	LAP TIME	MPH	DIFF	TIME OF DAY
1 -		46.372	2:26.331	73.04	7.020	15:37:21.601
2 -	1:34.434	46.741	2:21.175 (3)	75.70	1.864	15:39:42.776
3 -	1:34.562	47.081	2:21.643	75.45	2.332	15:42:04.419
4 -	1:34.820	47.197	2:22.017	75.25	2.706	15:44:26.436
5 -	1:35.006	46.039	2:21.045 (2)	75.77	1.734	15:46:47.481
6 -	<b>1:33.406</b>	<b>45.905</b>	<b>2:19.311 (1)</b>	<b>76.72</b>		<b>15:49:06.792</b>

P10 7 J Kobe GARBETT		Kawasaki NINJA 400 - Toro Verde				
IDEAL LAP TIME : 2:21.334		BEST LAP TIME : 2:21.589		DIFFERENCE : 0.255		
LAP	SECTOR 1	SECTOR 2	LAP TIME	MPH	DIFF	TIME OF DAY
1 -		47.312	2:27.527	72.44	5.938	15:37:22.797
2 -	1:35.626	47.209	2:22.835	74.82	1.246	15:39:45.632
3 -	<b>1:34.323</b>	47.266	<b>2:21.589 (1)</b>	<b>75.48</b>		<b>15:42:07.221</b>
4 -	1:34.630	47.766	2:22.396	75.05	0.807	15:44:29.617
5 -	1:34.459	47.268	2:21.727 (3)	75.41	0.138	15:46:51.344
6 -	1:34.687	<b>47.011</b>	2:21.698 (2)	75.42	0.109	15:49:13.042

P11 77 S Joe WHITE		Kawasaki NINJA 400 - Just In Graphics /MZ CONTRACTS/ Silver				
IDEAL LAP TIME : 2:21.481		BEST LAP TIME : 2:21.590		DIFFERENCE : 0.109		
LAP	SECTOR 1	SECTOR 2	LAP TIME	MPH	DIFF	TIME OF DAY
1 -		46.538	2:27.438	72.49	5.848	15:37:22.708
2 -	1:35.060	<b>46.530</b>	<b>2:21.590 (1)</b>	<b>75.48</b>		<b>15:39:44.298</b>
3 -	<b>1:34.951</b>	46.743	2:21.694 (2)	75.43	0.104	15:42:05.992
4 -	1:35.634	47.418	2:23.052	74.71	1.462	15:44:29.044
5 -	1:35.019	47.001	2:22.020 (3)	75.25	0.430	15:46:51.064
6 -	1:35.089	47.280	2:22.369	75.07	0.779	15:49:13.433

P12 18 J George HIGGINS		Kawasaki NINJA 400 - Aztec Racing				
IDEAL LAP TIME : 2:22.176		BEST LAP TIME : 2:22.226		DIFFERENCE : 0.050		
LAP	SECTOR 1	SECTOR 2	LAP TIME	MPH	DIFF	TIME OF DAY
1 -		<b>47.423</b>	2:31.311	70.63	9.085	15:37:26.581
2 -	1:35.890	48.594	2:24.484	73.97	2.258	15:39:51.065
3 -	<b>1:34.753</b>	47.473	<b>2:22.226 (1)</b>	<b>75.14</b>		<b>15:42:13.291</b>
4 -	1:34.979	48.052	2:23.031	74.72	0.805	15:44:36.322
5 -	1:35.329	47.587	2:22.916 (3)	74.78	0.690	15:46:59.238
6 -	1:35.132	47.428	2:22.560 (2)	74.97	0.334	15:49:21.798



# BMCRC - MRO Championships 2023 - Rnd 7 @ Snetterton

## ACU Team Green Junior Cup & Senior Ninja Series

### RACE 16 - SECTOR ANALYSIS



SECTOR 1 = FL to I1, SECTOR 2 = I1 to FL, DIFF = Difference To Personal Best Lap, P = Crossed Finish Line in Pit Lane, D = Time Disallowed

P13 10 S		Mike BRUNSDON		Kawasaki NINJA 400 - Parts Europe		
IDEAL LAP TIME : 2:22.528		BEST LAP TIME : 2:22.563		DIFFERENCE : 0.035		
LAP	SECTOR 1	SECTOR 2	LAP TIME	MPH	DIFF	TIME OF DAY
1 -		47.192	2:30.144	71.18	7.581	15:37:25.414
2 -	1:35.516	47.469	2:22.985 (3)	74.74	0.422	15:39:48.399
3 -	1:35.971	47.737	2:23.708	74.37	1.145	15:42:12.107
4 -	1:36.143	48.301	2:24.444	73.99	1.881	15:44:36.551
5 -	<b>1:35.405</b>	47.533	2:22.938 (2)	74.77	0.375	15:46:59.489
6 -	1:35.440	<b>47.123</b>	<b>2:22.563 (1)</b>	<b>74.97</b>		<b>15:49:22.052</b>

P14 11 J		Freddie BATE		Kawasaki NINJA 300 - hartjay		
IDEAL LAP TIME : 2:24.078		BEST LAP TIME : 2:24.200		DIFFERENCE : 0.122		
LAP	SECTOR 1	SECTOR 2	LAP TIME	MPH	DIFF	TIME OF DAY
1 -		<b>47.889</b>	2:30.103	71.20	5.903	15:37:25.373
2 -	1:37.212	49.083	2:26.295	73.05	2.095	15:39:51.668
3 -	<b>1:36.189</b>	48.011	<b>2:24.200 (1)</b>	<b>74.11</b>		<b>15:42:15.868</b>
4 -	1:36.770	48.317	2:25.087 (2)	73.66	0.887	15:44:40.955
5 -	1:37.548	48.661	2:26.209 (3)	73.10	2.009	15:47:07.164
6 -	1:37.285	49.088	2:26.373	73.01	2.173	15:49:33.537

P15 16 J		Aleisha LAYTON		Kawasaki NINJA 300 - Bluebell Inn		
IDEAL LAP TIME : 2:24.497		BEST LAP TIME : 2:25.483		DIFFERENCE : 0.986		
LAP	SECTOR 1	SECTOR 2	LAP TIME	MPH	DIFF	TIME OF DAY
1 -		<b>48.000</b>	2:32.783	69.95	7.300	15:37:28.053
2 -	1:37.302	48.735	2:26.037 (3)	73.18	0.554	15:39:54.090
3 -	1:37.390	48.558	2:25.948 (2)	73.23	0.465	15:42:20.038
4 -	<b>1:36.497</b>	48.986	<b>2:25.483 (1)</b>	<b>73.46</b>		<b>15:44:45.521</b>
5 -	1:38.709	48.986	2:27.695	72.36	2.212	15:47:13.216
6 -	1:37.947	49.817	2:27.764	72.33	2.281	15:49:40.980

P16 400 S		Stuart THURTLÉ		Kawasaki NINJA 400 - TeamTortoise Racing		
IDEAL LAP TIME : 2:30.015		BEST LAP TIME : 2:30.065		DIFFERENCE : 0.050		
LAP	SECTOR 1	SECTOR 2	LAP TIME	MPH	DIFF	TIME OF DAY
1 -		50.391	2:37.811	67.72	7.746	15:37:33.081
2 -	1:39.950	<b>50.115</b>	<b>2:30.065 (1)</b>	<b>71.22</b>		<b>15:40:03.146</b>
3 -	<b>1:39.900</b>	50.548	2:30.448 (3)	71.04	0.383	15:42:33.594
4 -	1:40.247	50.703	2:30.950	70.80	0.885	15:45:04.544
5 -	1:40.142	50.305	2:30.447 (2)	71.04	0.382	15:47:34.991
6 -	1:40.594	50.625	2:31.219	70.67	1.154	15:50:06.210

P17 54 S		Ben SCOTT		Kawasaki NINJA 250 - GI Landscapes VampTech		
IDEAL LAP TIME : 2:31.486		BEST LAP TIME : 2:31.486		DIFFERENCE : 0.000		
LAP	SECTOR 1	SECTOR 2	LAP TIME	MPH	DIFF	TIME OF DAY
1 -		50.845	2:37.931	67.67	6.445	15:37:33.201
2 -	<b>1:40.846</b>	<b>50.640</b>	<b>2:31.486 (1)</b>	<b>70.55</b>		<b>15:40:04.687</b>
3 -	1:41.142	51.041	2:32.183 (2)	70.23	0.697	15:42:36.870
4 -	1:42.348	51.921	2:34.269	69.28	2.783	15:45:11.139
5 -	1:42.090	51.195	2:33.285 (3)	69.72	1.799	15:47:44.424
6 -	1:42.563	52.184	2:34.747	69.06	3.261	15:50:19.171

P18 4 S		Nigel FRANKLIN		Kawasaki NINJA - Jane Franklin		
IDEAL LAP TIME : 2:32.962		BEST LAP TIME : 2:33.137		DIFFERENCE : 0.175		
LAP	SECTOR 1	SECTOR 2	LAP TIME	MPH	DIFF	TIME OF DAY
1 -		52.219	2:43.381	65.41	10.244	15:37:38.651
2 -	1:42.591	51.964	2:34.555	69.15	1.418	15:40:13.206
3 -	1:42.077	<b>51.827</b>	2:33.904 (2)	69.44	0.767	15:42:47.110
4 -	1:41.879	52.998	2:34.877	69.01	1.740	15:45:21.987
5 -	1:42.037	51.991	2:34.028 (3)	69.39	0.891	15:47:56.015
6 -	<b>1:41.135</b>	52.002	<b>2:33.137 (1)</b>	<b>69.79</b>		<b>15:50:29.152</b>

# BMCRC - MRO Championships 2023 - Rnd 7 @ Snetterton

## ACU Team Green Junior Cup & Senior Ninja Series

### RACE 16 - SECTOR ANALYSIS



SECTOR 1 = FL to I1, SECTOR 2 = I1 to FL, DIFF = Difference To Personal Best Lap, P = Crossed Finish Line in Pit Lane, D = Time Disallowed

P19 58 J		Matthew WOOD		Kawasaki NINJA 300 -			
IDEAL LAP TIME : 2:20.520		BEST LAP TIME : 2:21.303		DIFFERENCE : 0.783			
LAP	SECTOR 1	SECTOR 2	LAP TIME	MPH	DIFF	TIME OF DAY	
1 -		<b>46.300</b>	2:27.886	72.27	6.583	15:37:23.156	
2 -	1:34.685	47.334	2:22.019 (2)	75.25	0.716	15:39:45.175	
3 -	<b>1:34.220</b>	47.083	<b>2:21.303 (1)</b>	<b>75.63</b>		<b>15:42:06.478</b>	

# BMCRC - MRO Championships 2023 - Rnd 7 @ Snetterton

## ACU Team Green Junior Cup & Senior Ninja Series

### RACE 16 - BEST SECTORS

SECTOR 1			SECTOR 2			IDEAL / BEST COMPARISON						
POS	NO	NAME	TIME	NO	NAME	TIME	POS	NO	NAME	IDEAL	BEST	DIFF
									<b>PERFECT LAP</b>	<b>2:14.781</b>		
1	0	McCABE	1:30.583	0	McCABE	44.198	1	0	McCABE	2:14.781	2:14.803	0.022
2	1	ATKINSON	1:30.776	1	ATKINSON	44.427	2	1	ATKINSON	2:15.203	2:15.203	0.000
3	34	ARBON	1:30.982	35	WESTON	44.858	3	35	WESTON	2:15.875	2:15.944	0.069
4	35	WESTON	1:31.017	191	DANCE	45.004	4	34	ARBON	2:16.038	2:16.061	0.023
5	191	DANCE	1:31.504	34	ARBON	45.056	5	191	DANCE	2:16.508	2:16.833	0.325
6	65	BREESE	1:33.208	65	BREESE	45.619	6	65	BREESE	2:18.827	2:18.856	0.029
7	31	PARK	1:33.218	27	BROWN	45.773	7	31	PARK	2:19.084	2:19.084	0.000
8	45	MACKENZIE	1:33.406	31	PARK	45.866	8	45	MACKENZIE	2:19.311	2:19.311	0.000
9	27	BROWN	1:33.608	45	MACKENZIE	45.905	9	27	BROWN	2:19.381	2:19.381	0.000
10	58	WOOD	1:34.220	58	WOOD	46.300	10	58	WOOD	2:20.520	2:21.303	0.783
11	7	GARBETT	1:34.323	77	WHITE	46.530	11	7	GARBETT	2:21.334	2:21.589	0.255
12	18	HIGGINS	1:34.753	7	GARBETT	47.011	12	77	WHITE	2:21.481	2:21.590	0.109
13	77	WHITE	1:34.951	10	BRUNSDON	47.123	13	18	HIGGINS	2:22.176	2:22.226	0.050
14	10	BRUNSDON	1:35.405	18	HIGGINS	47.423	14	10	BRUNSDON	2:22.528	2:22.563	0.035
15	11	BATE	1:36.189	11	BATE	47.889	15	11	BATE	2:24.078	2:24.200	0.122
16	16	LAYTON	1:36.497	16	LAYTON	48.000	16	16	LAYTON	2:24.497	2:25.483	0.986
17	400	THURTL	1:39.900	400	THURTL	50.115	17	400	THURTL	2:30.015	2:30.065	0.050
18	54	SCOTT	1:40.846	54	SCOTT	50.640	18	54	SCOTT	2:31.486	2:31.486	0.000
19	4	FRANKLIN	1:41.135	4	FRANKLIN	51.827	19	4	FRANKLIN	2:32.962	2:33.137	0.175

# BMCRC - MRO Championships 2023 - Rnd 7 @ Snetterton

## ACU Team Green Junior Cup & Senior Ninja Series

### RACE 16 - STATISTICS

**Competitors Started** 19  
**Planned Start** 2023-09-03 @ 15:20:00.000  
**Actual Start** 2023-09-03 @ 15:34:55.269  
**Finish Time** 2023-09-03 @ 15:48:31.856  
**Track Length** 2.9689mi.  
**Total Laps** 111  
**Total Distance Covered** 329.5491mi.

#### Session Fastest Lap History

NO	CL	NAME	LAP TIME	TIME OF DAY	LAP	VEHICLE
0	J	Harley McCABE	<b>2:15.826</b>	15:39:31.604	2	Kawasaki
0	J	Harley McCABE	<b>2:15.324</b>	15:41:46.927	3	Kawasaki
0	J	Harley McCABE	<b>2:15.244</b>	15:44:02.170	4	Kawasaki
1	S	Phil ATKINSON	<b>2:15.203</b>	15:44:03.710	4	Kawasaki NINJA 400
0	J	Harley McCABE	<b>2:14.895</b>	15:46:17.067	5	Kawasaki
0	J	Harley McCABE	<b>2:14.803</b>	15:48:31.868	6	Kawasaki

#### Session Leader History

NO	CL	NAME	FROM LAP	LAPS LED	DISTANCE	VEHICLE
0	J	Harley McCABE	1	6	17.81 miles	Kawasaki

#### Flag History

TYPE	TIME OF DAY
GREEN	15:34:55.269
FINISH	15:48:31.856

#### Flag Statistics

TYPE	COUNT	TOTAL LAPS	TOTAL TIME
Green	1	6	15:37.743
Red	0	0	0.000
Safety Car	0	0	0.000
FCY	0	0	0.000

# BMCRC - MRO Championships 2023 - Rnd 7 @ Snetterton

## ACU Team Green Junior Cup & Senior Ninja Series

### RACE 16 - STATISTICS

CLASS : J

10 Starters

#### Fastest Lap History

NO	NAME	LAP TIME	TIME OF DAY	LAP	VEHICLE
0	Harley McCABE	<b>2:15.826</b>	15:39:31.604	2	Kawasaki
0	Harley McCABE	<b>2:15.324</b>	15:41:46.927	3	Kawasaki
0	Harley McCABE	<b>2:15.244</b>	15:44:02.170	4	Kawasaki
0	Harley McCABE	<b>2:14.895</b>	15:46:17.067	5	Kawasaki
0	Harley McCABE	<b>2:14.803</b>	15:48:31.868	6	Kawasaki

#### Leader History

NO	NAME	FROM LAP	LAPS LED	DISTANCE	VEHICLE
0	Harley McCABE	1	6	17.81 miles	Kawasaki

# BMCRC - MRO Championships 2023 - Rnd 7 @ Snetterton

## ACU Team Green Junior Cup & Senior Ninja Series

### RACE 16 - STATISTICS

**CLASS : S**

9 Starters

#### Fastest Lap History

NO	NAME	LAP TIME	TIME OF DAY	LAP	VEHICLE
1	Phil ATKINSON	<b>2:15.970</b>	15:39:32.641	2	Kawasaki NINJA 400
1	Phil ATKINSON	<b>2:15.867</b>	15:41:48.507	3	Kawasaki NINJA 400
1	Phil ATKINSON	<b>2:15.203</b>	15:44:03.710	4	Kawasaki NINJA 400

#### Leader History

NO	NAME	FROM LAP	LAPS LED	DISTANCE	VEHICLE
1	Phil ATKINSON	1	6	17.81 miles	Kawasaki NINJA 400



# REACTIVE PARTS MRO POWERBIKES inc CIGMA RACING CLUBMAN 1000



BMCRC-MRO Championships - Round 7  
Snetterton 300  
2<sup>nd</sup> / 3<sup>rd</sup> September 2023



Timing & Results Provided by Timing Solutions Ltd

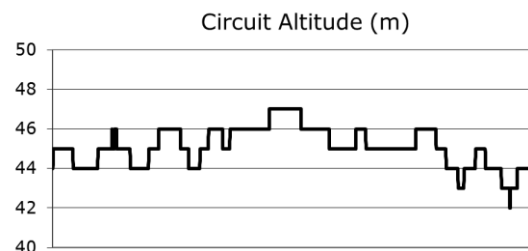
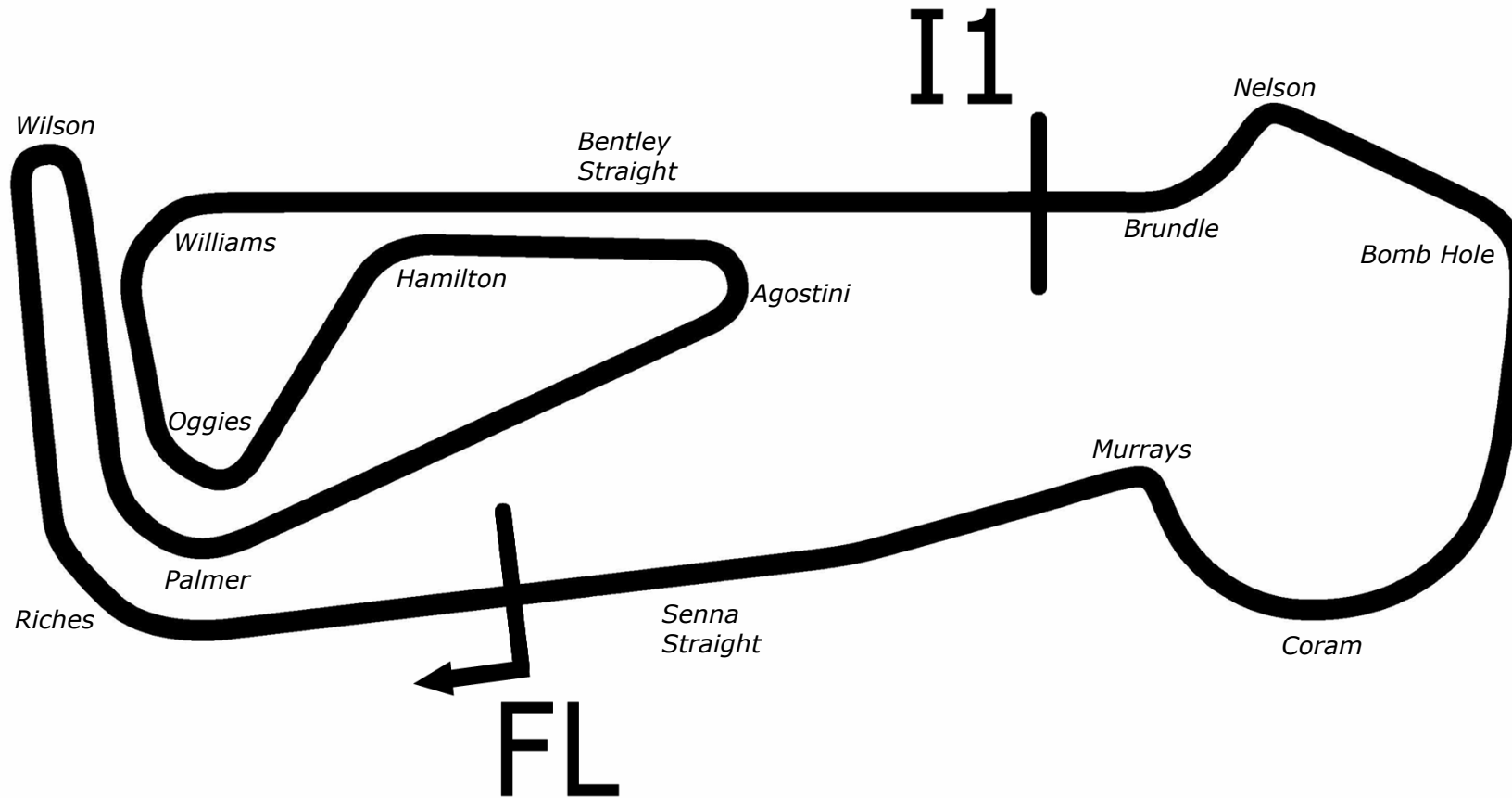
[www.tsl-timing.com](http://www.tsl-timing.com)

# Snetterton 300



SPORTS TIMING

TIMING SOLUTIONS LTD



Length	2.9689 miles	4778.0 m	
FL		52.46340 N	0.94476 E
I1	3198m	52.46617 N	0.94964 E
Pit Entry	4572m	52.46364 N	0.94774 E
Pit Exit	40m after FL	52.46338 N	0.94420 E
Pit Entry-Pit Exit	246m, 17.7s @50kph, 14.7s @60kph		

All results available at [www.tsl-timing.com](http://www.tsl-timing.com)





# BMCRC - MRO Championships 2023 - Rnd 7 @ Snetterton

## Reactive Parts MRO Powerbike inc Clubman 1000 / Thunderbike Ultra



### QUALIFYING - CLASSIFICATION

POS	NO	CL	PIC NAME	ENTRY	TIME	ON	LAPS	GAP	DIFF	MPH
1	26		1 Josh WAINWRIGHT	Honda CBR1000 - JW MOT Centre	1:55.185	4	5			92.79
2	48		2 Nicky WILSON	Suzuki GSXR 1000 - Demon GP/Haslemere Motorcycl	1:57.191	5	5	2.006	2.006	91.20
3	29		3 Paul GALLINGTON	Honda CBR1000 - More moto	1:58.127	4	5	2.942	0.936	90.47
4	2		4 Peter BAKER	Kawasaki ZX10R - TJ & Peter Baker M/C	1:58.398	5	5	3.213	0.271	90.27
5	37	C	1 Clayton GROVER	Yamaha R1 - Grover stunts	1:58.706	6	6	3.521	0.308	90.03
6	79		5 Jason BURRILL	BMW M1000RR -	1:59.727	5	6	4.542	1.021	89.27
7	224	C	2 Lee HEALEY	Suzuki GSXR 1000R - Wilvin UK Ltd / Uniq3 Projects L	1:59.773	4	6	4.588	0.046	89.23
8	800	U	1 Morgan CREASEY	Suzuki GSXR 1000 K7 - Warics Ltd	1:59.912	5	6	4.727	0.139	89.13
9	60		6 Jack YOUNGE	Kawasaki ZX10R - Chase Timber products	2:01.701	5	6	6.516	1.789	87.82
10	77*	C	3 Thomas BENSTED	Yamaha R1 - Significant Debt Racing	2:01.829	2	2	6.644	0.128	87.73
11	30	C	4 Alex PENRICE	Yamaha R1 - AP Motorcycles	2:02.219	4	6	7.034	0.390	87.45
12	15	C	5 Duncan BEDWELL	Kawasaki ZX10R - Connected to homes LTD	2:02.459	5	5	7.274	0.240	87.27
13	5	U	2 Stacey KILLWORTH	Suzuki GSXR 1000 - Greenplant/Everns	2:02.481	4	4	7.296	0.022	87.26
14	188		7 Dawid KRAWIECKI	Yamaha R1 - Code Blue LTD & D A East Electrical	2:02.576	5	5	7.391	0.095	87.19
15	100	C	6 Antony HUNTER	Kawasaki ZX10R - Uncletoms motoring centre	2:02.719	5	5	7.534	0.143	87.09
16	63*		8 Matthew WREN	Suzuki GSXR - TBR performance	2:03.293	5	5	8.108	0.574	86.68
17	22		9 Phil ROOKE	Kawasaki ZX10RR - Fly a spitfire biggin hill	2:03.442	6	6	8.257	0.149	86.58
18	78	C	7 Jamie THOMAS	Suzuki GSXR 1000 - Team RubyRacing DART Motors	2:03.828	6	6	8.643	0.386	86.31
19	10	C	8 Daniel MERCER	Honda CBR1000RR - Merc&Co Racing	2:04.392	5	5	9.207	0.564	85.92
20	91	C	9 Chris TAYLOR	BMW S1000RR - Cam Civils and Landscaping LTD	2:04.729	5	5	9.544	0.337	85.69
21	19	U	3 Tyler DONOVAN	Kawasaki ZX10R - Tinder Corp	2:04.860	5	5	9.675	0.131	85.60
22	102	U	4 James FEARN	Suzuki GSXR1000 - Mark Wilby plumbing	2:05.206	5	5	10.021	0.346	85.36
23	58	U	5 Michael ALLEN	Kawasaki ZX10R -	2:05.226	6	6	10.041	0.020	85.35
24	39		10 Austen WEBSTER	Kawasaki ZX10R - Ace Motorcycles	2:05.456	6	6	10.271	0.230	85.19
25	229	C	10 David JAMES	Yamaha R1 -	2:06.419	6	6	11.234	0.963	84.54
26	4	U	6 Hayden KILLWORTH	Kawasaki ZX10R - A&S Killworth / H11xy	2:06.489	4	5	11.304	0.070	84.49
27	80	U	7 Mark OVEL	Yamaha R1 -	2:06.613	5	5	11.428	0.124	84.41
28	169	U	8 Cory SMITH	Suzuki K1 1000 -	2:06.903	5	5	11.718	0.290	84.22
29	117	U	9 Raymond STAGG	SUZUKI GSXR 750 -	2:07.280	4	5	12.095	0.377	83.97
30	333		11 Andrew HOUGHTON	BMW S1000RR - Bahnstormer BMW	2:07.383	5	5	12.198	0.103	83.90
31	75	C	11 Bradley WILLIAMS	Yamaha R1 - Bears pool and snooker	2:07.626	1	1	12.441	0.243	83.74
32	17	U	10 Jordan KILLWORTH	Kawasaki ZX10R - BK Racing / Rabbit	2:08.127	5	5	12.942	0.501	83.41
33	46	C	12 Simon GATES	Yamaha YZF R1 - T.A Roden LTD / Canine Plus Hydr	2:08.953	5	5	13.768	0.826	82.88
34	23	U	12 Justin ROSE	Yamaha R1 -	2:10.590	4	5	15.405	1.637	81.84
35	20	U	13 Connor SWYER	SUZUKI GSXR 1000 K6 - WSC Performace & lleithyr f	2:10.606	5	5	15.421	0.016	81.83
36	96	U	14 Pete SCOTT	Suzuki GSXR1000K5 - South Hill MOT Centre	2:10.979	4	4	15.794	0.373	81.60
37	40	U	15 Malcolm BATE	Suzuki GSXR1000 - Hartjay	2:11.485	5	5	16.300	0.506	81.28
38	261	C	13 Roberto Di GREGORIO	Ducati 899 PANIGALE - Physio Healthy	2:12.960	5	5	17.775	1.475	80.38
39	21	U	16 Danny BRENNAN	Suzuki GSXR 1000 -	2:13.172	4	5	17.987	0.212	80.25
40	114	U	17 Richard BATE	Yamaha R1 - TEAM PSR	2:13.785	5	5	18.600	0.613	79.88
41	373	U	18 Robert EAGLING	SUZUKI GSXR1000 -	2:13.910	5	5	18.725	0.125	79.81
42	24	U	19 Mark REYNOLDS	Yamaha R1 4C8 -	2:19.067	5	5	23.882	5.157	76.85
43	103	U	20 Craig GOFFORD	Kawasaki ZX10R - Beg, Borrow & steal			0			

\* Bikes 63 & 77 - Please fit a working transponder

Weather / Track : Cloudy / Dry

These results are provisional until the conclusion of any judicial and technical matters.

Snetterton 300: 2.9689 miles

Date: 02/09/2023 Start: 10:43 Finish: 11:03

Clerk Of Course :	Stewards :	Timekeeper : <i>Craig Smith</i>
-------------------	------------	------------------------------------

Results can be found at [www.tsl-timing.com](http://www.tsl-timing.com)

Printed - 11:06 Saturday, 02 September 2023



# BMCRC - MRO Championships 2023 - Rnd 7 @ Snetterton

## Reactive Parts MRO Powerbike inc Clubman 1000 / Thunderbike Ultra

### QUALIFYING - SECTOR ANALYSIS



SECTOR 1 = FL to I1, SECTOR 2 = I1 to FL, DIFF = Difference To Personal Best Lap, P = Crossed Finish Line in Pit Lane, D = Time Disallowed

P1 26		Josh WAINWRIGHT		Honda CBR1000 - JW MOT Centre		
IDEAL LAP TIME : 1:55.100		BEST LAP TIME : 1:55.185		DIFFERENCE : 0.085		
LAP	SECTOR 1	SECTOR 2	LAP TIME	MPH	DIFF	TIME OF DAY
1 -	1:25.092	39.829	2:04.921 (3)	85.55	9.736	10:45:37.545
2 -	1:19.621	IN PIT	12:10.650 P	14.62	10:15.465	10:57:48.195
3 -	OUTLAP	39.792	2:04.022	86.17	8.837	10:59:52.217
4 -	1:16.853	<b>38.332</b>	<b>1:55.185 (1)</b>	<b>92.79</b>		<b>11:01:47.402</b>
5 -	<b>1:16.768</b>	38.550	1:55.318 (2)	92.68	0.133	11:03:42.720

P2 48		Nicky WILSON		Suzuki GSXR 1000 - Demon GP/Haslemere Motorcycles		
IDEAL LAP TIME : 1:57.191		BEST LAP TIME : 1:57.191		DIFFERENCE : 0.000		
LAP	SECTOR 1	SECTOR 2	LAP TIME	MPH	DIFF	TIME OF DAY
1 -	1:25.205	40.317	2:05.522 (3)	85.14	8.331	10:45:40.958
2 -	1:22.276	IN PIT	11:21.920 P	15.67	9:24.729	10:57:02.878
3 -	OUTLAP	40.686	2:10.447	81.93	13.256	10:59:13.325
4 -	1:20.994	39.130	2:00.124 (2)	88.97	2.933	11:01:13.449
5 -	<b>1:18.326</b>	<b>38.865</b>	<b>1:57.191 (1)</b>	<b>91.20</b>		<b>11:03:10.640</b>

P3 29		Paul GALLINGTON		Honda CBR1000 - More moto		
IDEAL LAP TIME : 1:58.127		BEST LAP TIME : 1:58.127		DIFFERENCE : 0.000		
LAP	SECTOR 1	SECTOR 2	LAP TIME	MPH	DIFF	TIME OF DAY
1 -	1:23.081	40.052	2:03.133 (3)	86.80	5.006	10:45:33.721
2 -	1:19.770	IN PIT	10:54.390 P	16.33	8:56.263	10:56:28.111
3 -	OUTLAP	40.253	2:04.949	85.53	6.822	10:58:33.060
4 -	<b>1:18.846</b>	<b>39.281</b>	<b>1:58.127 (1)</b>	<b>90.47</b>		<b>11:00:31.187</b>
5 -	1:19.111	39.977	1:59.088 (2)	89.74	0.961	11:02:30.275

P4 2		Peter BAKER		Kawasaki ZX10R - TJ & Peter Baker M/C		
IDEAL LAP TIME : 1:58.114		BEST LAP TIME : 1:58.398		DIFFERENCE : 0.284		
LAP	SECTOR 1	SECTOR 2	LAP TIME	MPH	DIFF	TIME OF DAY
1 -	1:26.310	41.519	2:07.829 (3)	83.61	9.431	10:45:40.771
2 -	1:31.158	IN PIT	12:10.603 P	14.62	10:12.205	10:57:51.374
3 -	OUTLAP	40.272	2:05.072	85.45	6.674	10:59:56.446
4 -	1:19.261	<b>39.679</b>	1:58.940 (2)	89.86	0.542	11:01:55.386
5 -	<b>1:18.435</b>	39.963	<b>1:58.398 (1)</b>	<b>90.27</b>		<b>11:03:53.784</b>

P5 37 C		Clayton GROVER		Yamaha R1 - Grover stunts		
IDEAL LAP TIME : 1:58.706		BEST LAP TIME : 1:58.706		DIFFERENCE : 0.000		
LAP	SECTOR 1	SECTOR 2	LAP TIME	MPH	DIFF	TIME OF DAY
1 -			2:05.697	85.02	6.991	10:45:38.647
2 -		IN PIT	10:50.246 P	16.43	8:51.540	10:56:28.893
3 -	OUTLAP	40.848	2:06.562	84.44	7.856	10:58:35.455
4 -	1:19.210	39.912	1:59.122 (2)	89.72	0.416	11:00:34.577
5 -	1:19.207	39.972	1:59.179 (3)	89.68	0.473	11:02:33.756
6 -	<b>1:18.867</b>	<b>39.839</b>	<b>1:58.706 (1)</b>	<b>90.03</b>		<b>11:04:32.462</b>

P6 79		Jason BURRILL		BMW M1000RR -		
IDEAL LAP TIME : 1:59.489		BEST LAP TIME : 1:59.727		DIFFERENCE : 0.238		
LAP	SECTOR 1	SECTOR 2	LAP TIME	MPH	DIFF	TIME OF DAY
1 -	1:26.383	42.211	2:08.594	83.11	8.867	10:45:40.091
2 -	1:25.330	IN PIT	10:48.396 P	16.48	8:48.669	10:56:28.487
3 -	OUTLAP	40.854	2:06.730	84.33	7.003	10:58:35.217
4 -	1:20.063	<b>40.221</b>	2:00.284 (2)	88.85	0.557	11:00:35.501
5 -	<b>1:19.268</b>	40.459	<b>1:59.727 (1)</b>	<b>89.27</b>		<b>11:02:35.228</b>
6 -	1:20.418	41.782	2:02.200 (3)	87.46	2.473	11:04:37.428

# BMCRC - MRO Championships 2023 - Rnd 7 @ Snetterton

## Reactive Parts MRO Powerbike inc Clubman 1000 / Thunderbike Ultra

### QUALIFYING - SECTOR ANALYSIS



SECTOR 1 = FL to I1, SECTOR 2 = I1 to FL, DIFF = Difference To Personal Best Lap, P = Crossed Finish Line in Pit Lane, D = Time Disallowed

P7 224 C		Lee HEALEY		Suzuki GSXR 1000R - Wilvin UK Ltd / Uniq3 Projects Ltd			
IDEAL LAP TIME : 1:59.456		BEST LAP TIME : 1:59.773		DIFFERENCE : 0.317			
LAP	SECTOR 1	SECTOR 2	LAP TIME	MPH	DIFF	TIME OF DAY	
1 -	1:30.803	42.130	2:12.933	80.40	13.160	10:45:48.762	
2 -	1:33.527	IN PIT	10:40.914	P 16.67	8:41.141	10:56:29.676	
3 -	OUTLAP	40.302	2:06.512	84.48	6.739	10:58:36.188	
4 -	1:20.274	<b>39.499</b>	<b>1:59.773 (1)</b>	<b>89.23</b>		<b>11:00:35.961</b>	
5 -	<b>1:19.957</b>	39.946	1:59.903 (2)	89.13	0.130	11:02:35.864	
6 -	1:20.440	40.867	2:01.307 (3)	88.10	1.534	11:04:37.171	

P8 800 U		Morgan CREASEY		Suzuki GSXR 1000 K7 - Warics Ltd			
IDEAL LAP TIME : 1:59.506		BEST LAP TIME : 1:59.912		DIFFERENCE : 0.406			
LAP	SECTOR 1	SECTOR 2	LAP TIME	MPH	DIFF	TIME OF DAY	
1 -	1:32.469	42.524	2:14.993	79.17	15.081	10:45:50.321	
2 -	1:37.030	IN PIT	10:44.628	P 16.58	8:44.716	10:56:34.949	
3 -	OUTLAP	42.431	2:12.588	80.61	12.676	10:58:47.537	
4 -	1:21.846	<b>39.949</b>	2:01.795 (3)	87.75	1.883	11:00:49.332	
5 -	1:19.753	40.159	<b>1:59.912 (1)</b>	<b>89.13</b>		<b>11:02:49.244</b>	
6 -	<b>1:19.557</b>	40.407	1:59.964 (2)	89.09	0.052	11:04:49.208	

P9 60		Jack YOUNGE		Kawasaki ZX10R - Chase Timber products			
IDEAL LAP TIME : 2:01.701		BEST LAP TIME : 2:01.701		DIFFERENCE : 0.000			
LAP	SECTOR 1	SECTOR 2	LAP TIME	MPH	DIFF	TIME OF DAY	
1 -	1:28.631	41.762	2:10.393	81.96	8.692	10:45:47.016	
2 -	1:29.208	IN PIT	10:43.248	P 16.61	8:41.547	10:56:30.264	
3 -	OUTLAP	41.380	2:08.917	82.90	7.216	10:58:39.181	
4 -	1:20.997	41.113	2:02.110 (2)	87.52	0.409	11:00:41.291	
5 -	<b>1:20.835</b>	<b>40.866</b>	<b>2:01.701 (1)</b>	<b>87.82</b>		<b>11:02:42.992</b>	
6 -	1:21.390	42.865	2:04.255 (3)	86.01	2.554	11:04:47.247	

P10 77 C		Thomas BENSTED		Yamaha R1 - Significant Debt Racing			
IDEAL LAP TIME :		BEST LAP TIME : 2:01.829		DIFFERENCE :			
LAP	SECTOR 1	SECTOR 2	LAP TIME	MPH	DIFF	TIME OF DAY	
1 -			2:04.535 (2)	85.82	2.706	11:01:05.067	
2 -			<b>2:01.829 (1)</b>	<b>87.73</b>		<b>11:03:06.896</b>	

P11 30 C		Alex PENRICE		Yamaha R1 - AP Motorcycles			
IDEAL LAP TIME : 2:02.219		BEST LAP TIME : 2:02.219		DIFFERENCE : 0.000			
LAP	SECTOR 1	SECTOR 2	LAP TIME	MPH	DIFF	TIME OF DAY	
1 -	1:26.824	41.188	2:08.012	83.49	5.793	10:45:39.937	
2 -	1:31.666	IN PIT	10:49.405	P 16.45	8:47.186	10:56:29.342	
3 -	OUTLAP	41.545	2:07.942	83.53	5.723	10:58:37.284	
4 -	<b>1:21.555</b>	<b>40.664</b>	<b>2:02.219 (1)</b>	<b>87.45</b>		<b>11:00:39.503</b>	
5 -	1:21.745	40.864	2:02.609 (2)	87.17	0.390	11:02:42.112	
6 -	1:22.350	42.104	2:04.454 (3)	85.87	2.235	11:04:46.566	

P12 15 C		Duncan BEDWELL		Kawasaki ZX10R - Connected to homes LTD			
IDEAL LAP TIME : 2:02.389		BEST LAP TIME : 2:02.459		DIFFERENCE : 0.070			
LAP	SECTOR 1	SECTOR 2	LAP TIME	MPH	DIFF	TIME OF DAY	
1 -	1:30.097	43.276	2:13.373 (3)	80.13	10.914	10:45:53.053	
2 -	1:41.082	IN PIT	10:52.050	P 16.39	8:49.591	10:56:45.103	
3 -	OUTLAP	43.526	2:17.664	77.63	15.205	10:59:02.767	
4 -	1:22.432	<b>41.606</b>	2:04.038 (2)	86.16	1.579	11:01:06.805	
5 -	<b>1:20.783</b>	41.676	<b>2:02.459 (1)</b>	<b>87.27</b>		<b>11:03:09.264</b>	

# BMCRC - MRO Championships 2023 - Rnd 7 @ Snetterton

## Reactive Parts MRO Powerbike inc Clubman 1000 / Thunderbike Ultra

### QUALIFYING - SECTOR ANALYSIS



SECTOR 1 = FL to I1, SECTOR 2 = I1 to FL, DIFF = Difference To Personal Best Lap, P = Crossed Finish Line in Pit Lane, D = Time Disallowed

P13		5 U		Stacey KILLWORTH		Suzuki GSXR 1000 - Greenplant/Everns	
IDEAL LAP TIME : 2:02.133		BEST LAP TIME : 2:02.481		DIFFERENCE : 0.348			
LAP	SECTOR 1	SECTOR 2	LAP TIME	MPH	DIFF	TIME OF DAY	
1 -	1:32.144	43.308	2:15.452 (2)	78.90	12.971	10:45:48.823	
2 -	1:35.242	IN PIT	13:16.824 P	13.41	11:14.343	10:59:05.647	
3 -	OUTLAP	<b>40.636</b>	2:09.757	82.36	7.276	11:01:15.404	
4 -	<b>1:21.497</b>	40.984	<b>2:02.481 (1)</b>	<b>87.26</b>		<b>11:03:17.885</b>	

P14		188		Dawid KRAWIECKI		Yamaha R1 - Code Blue LTD & D A East Electrical	
IDEAL LAP TIME : 2:02.176		BEST LAP TIME : 2:02.576		DIFFERENCE : 0.400			
LAP	SECTOR 1	SECTOR 2	LAP TIME	MPH	DIFF	TIME OF DAY	
1 -	1:30.271	42.805	2:13.076 (3)	80.31	10.500	10:45:51.659	
2 -	1:38.788	IN PIT	11:18.475 P	15.75	9:15.899	10:57:10.134	
3 -	OUTLAP	<b>40.852</b>	2:06.044	84.79	3.468	10:59:16.178	
4 -	1:24.661	43.262	2:07.923 (2)	83.55	5.347	11:01:24.101	
5 -	<b>1:21.324</b>	41.252	<b>2:02.576 (1)</b>	<b>87.19</b>		<b>11:03:26.677</b>	

P15		100 C		Antony HUNTER		Kawasaki ZX10R - Uncletoms motoring centre	
IDEAL LAP TIME : 2:02.570		BEST LAP TIME : 2:02.719		DIFFERENCE : 0.149			
LAP	SECTOR 1	SECTOR 2	LAP TIME	MPH	DIFF	TIME OF DAY	
1 -	1:45.330	48.547	2:33.877 (3)	69.45	31.158	10:46:12.490	
2 -		IN PIT	10:50.576 P	16.42	8:47.857	10:57:03.066	
3 -	OUTLAP	43.415	2:17.661	77.64	14.942	10:59:20.727	
4 -	<b>1:21.808</b>	42.328	2:04.136 (2)	86.09	1.417	11:01:24.863	
5 -	1:21.957	<b>40.762</b>	<b>2:02.719 (1)</b>	<b>87.09</b>		<b>11:03:27.582</b>	

P16		63		Matthew WREN		Suzuki GSXR - TBR performance	
IDEAL LAP TIME :		BEST LAP TIME : 2:03.293		DIFFERENCE :			
LAP	SECTOR 1	SECTOR 2	LAP TIME	MPH	DIFF	TIME OF DAY	
1 -			2:14.749 (3)	79.31	11.456	10:45:50.461	
2 -		<i>IN PIT</i>	11:01.011 P	16.16	8:57.718	10:56:51.472	
3 -	<i>OUTLAP</i>		2:09.198	82.72	5.905	10:59:00.671	
4 -			2:04.177 (2)	86.07	0.884	11:01:04.848	
5 -			<b>2:03.293 (1)</b>	<b>86.68</b>		<b>11:03:08.141</b>	

P17		22		Phil ROOKE		Kawasaki ZX10RR - Fly a spitfire biggin hill	
IDEAL LAP TIME : 2:03.173		BEST LAP TIME : 2:03.442		DIFFERENCE : 0.269			
LAP	SECTOR 1	SECTOR 2	LAP TIME	MPH	DIFF	TIME OF DAY	
1 -	1:27.785	42.279	2:10.064	82.17	6.622	10:45:42.971	
2 -	1:29.319	IN PIT	10:46.536 P	16.53	8:43.094	10:56:29.507	
3 -	OUTLAP	43.033	2:12.963	80.38	9.521	10:58:42.470	
4 -	1:23.559	41.652	2:05.211 (3)	85.36	1.769	11:00:47.681	
5 -	1:22.317	<b>41.425</b>	2:03.742 (2)	86.37	0.300	11:02:51.423	
6 -	<b>1:21.748</b>	41.694	<b>2:03.442 (1)</b>	<b>86.58</b>		<b>11:04:54.865</b>	

P18		78 C		Jamie THOMAS		Suzuki GSXR 1000 - Team RubyRacing DART Motorsport	
IDEAL LAP TIME : 2:03.828		BEST LAP TIME : 2:03.828		DIFFERENCE : 0.000			
LAP	SECTOR 1	SECTOR 2	LAP TIME	MPH	DIFF	TIME OF DAY	
1 -	1:33.443	43.649	2:17.092	77.96	13.264	10:45:56.516	
2 -	1:40.403	IN PIT	10:35.936 P	16.80	8:32.108	10:56:32.452	
3 -	OUTLAP	43.101	2:14.701	79.34	10.873	10:58:47.153	
4 -	1:23.996	42.155	2:06.151 (3)	84.72	2.323	11:00:53.304	
5 -	1:23.453	41.852	2:05.305 (2)	85.29	1.477	11:02:58.609	
6 -	<b>1:22.794</b>	<b>41.034</b>	<b>2:03.828 (1)</b>	<b>86.31</b>		<b>11:05:02.437</b>	

# BMCRC - MRO Championships 2023 - Rnd 7 @ Snetterton

## Reactive Parts MRO Powerbike inc Clubman 1000 / Thunderbike Ultra

### QUALIFYING - SECTOR ANALYSIS



SECTOR 1 = FL to I1, SECTOR 2 = I1 to FL, DIFF = Difference To Personal Best Lap, P = Crossed Finish Line in Pit Lane, D = Time Disallowed

P19 10 C Daniel MERCER		Honda CBR1000RR - Merc&Co Racing				
IDEAL LAP TIME : 2:04.392		BEST LAP TIME : 2:04.392		DIFFERENCE : 0.000		
LAP	SECTOR 1	SECTOR 2	LAP TIME	MPH	DIFF	TIME OF DAY
1 -	1:30.978	43.813	2:14.791 (3)	79.29	10.399	10:45:49.945
2 -	1:37.571	IN PIT	11:08.252 P	15.99	9:03.860	10:56:58.197
3 -	OUTLAP	43.225	2:16.720	78.17	12.328	10:59:14.917
4 -	1:24.627	42.616	2:07.243 (2)	83.99	2.851	11:01:22.160
5 -	<b>1:22.799</b>	<b>41.593</b>	<b>2:04.392 (1)</b>	<b>85.92</b>		<b>11:03:26.552</b>

P20 91 C Chris TAYLOR		BMW S1000RR - Cam Civils and Landscaping LTD				
IDEAL LAP TIME : 2:04.067		BEST LAP TIME : 2:04.729		DIFFERENCE : 0.662		
LAP	SECTOR 1	SECTOR 2	LAP TIME	MPH	DIFF	TIME OF DAY
1 -	1:38.756	42.480	2:21.236 (3)	75.67	16.507	10:46:04.216
2 -		IN PIT	10:36.072 P	16.80	8:31.343	10:56:40.288
3 -	OUTLAP	44.935	2:32.507	70.08	27.778	10:59:12.795
4 -	1:25.247	<b>40.811</b>	2:06.058 (2)	84.78	1.329	11:01:18.853
5 -	<b>1:23.256</b>	41.473	<b>2:04.729 (1)</b>	<b>85.69</b>		<b>11:03:23.582</b>

P21 19 U Tyler DONOVAN		Kawasaki ZX10R - Tinder Corp				
IDEAL LAP TIME : 2:04.648		BEST LAP TIME : 2:04.860		DIFFERENCE : 0.212		
LAP	SECTOR 1	SECTOR 2	LAP TIME	MPH	DIFF	TIME OF DAY
1 -	1:35.240	44.093	2:19.333 (3)	76.70	14.473	10:46:03.021
2 -		IN PIT	10:54.661 P	16.32	8:49.801	10:56:57.682
3 -	OUTLAP	43.424	2:14.262	79.60	9.402	10:59:11.944
4 -	1:25.305	<b>41.198</b>	2:06.503 (2)	84.48	1.643	11:01:18.447
5 -	<b>1:23.450</b>	41.410	<b>2:04.860 (1)</b>	<b>85.60</b>		<b>11:03:23.307</b>

P22 102 U James FEARN		Suzuki GSXR1000 - Mark Wilby plumbing				
IDEAL LAP TIME : 2:05.104		BEST LAP TIME : 2:05.206		DIFFERENCE : 0.102		
LAP	SECTOR 1	SECTOR 2	LAP TIME	MPH	DIFF	TIME OF DAY
1 -	1:31.286	43.006	2:14.292 (3)	79.58	9.086	10:45:53.310
2 -	1:39.351	IN PIT	11:10.827 P	15.93	9:05.621	10:57:04.137
3 -	OUTLAP	<b>42.012</b>	2:11.854	81.05	6.648	10:59:15.991
4 -	1:24.368	42.265	2:06.633 (2)	84.40	1.427	11:01:22.624
5 -	<b>1:23.092</b>	42.114	<b>2:05.206 (1)</b>	<b>85.36</b>		<b>11:03:27.830</b>

P23 58 U Michael ALLEN		Kawasaki ZX10R -				
IDEAL LAP TIME : 2:05.217		BEST LAP TIME : 2:05.226		DIFFERENCE : 0.009		
LAP	SECTOR 1	SECTOR 2	LAP TIME	MPH	DIFF	TIME OF DAY
1 -	1:30.136	42.537	2:12.673	80.55	7.447	10:45:48.057
2 -	1:37.959	IN PIT	10:44.085 P	16.59	8:38.859	10:56:32.142
3 -	OUTLAP	44.043	2:15.625	78.80	10.399	10:58:47.767
4 -	1:23.729	<b>41.889</b>	2:05.618 (2)	85.08	0.392	11:00:53.385
5 -	1:23.834	41.923	2:05.757 (3)	84.98	0.531	11:02:59.142
6 -	<b>1:23.328</b>	41.898	<b>2:05.226 (1)</b>	<b>85.35</b>		<b>11:05:04.368</b>

P24 39 Austen WEBSTER		Kawasaki ZX10R - Ace Motorcycles				
IDEAL LAP TIME : 2:05.456		BEST LAP TIME : 2:05.456		DIFFERENCE : 0.000		
LAP	SECTOR 1	SECTOR 2	LAP TIME	MPH	DIFF	TIME OF DAY
1 -	1:28.714	42.920	2:11.634	81.19	6.178	10:45:46.300
2 -	1:30.323	IN PIT	10:44.446 P	16.58	8:38.990	10:56:30.746
3 -	OUTLAP	42.744	2:14.712	79.34	9.256	10:58:45.458
4 -	1:24.896	42.212	2:07.108 (3)	84.08	1.652	11:00:52.566
5 -	1:23.680	42.559	2:06.239 (2)	84.66	0.783	11:02:58.805
6 -	<b>1:23.460</b>	<b>41.996</b>	<b>2:05.456 (1)</b>	<b>85.19</b>		<b>11:05:04.261</b>

# BMCRC - MRO Championships 2023 - Rnd 7 @ Snetterton

## Reactive Parts MRO Powerbike inc Clubman 1000 / Thunderbike Ultra

### QUALIFYING - SECTOR ANALYSIS



SECTOR 1 = FL to I1, SECTOR 2 = I1 to FL, DIFF = Difference To Personal Best Lap, P = Crossed Finish Line in Pit Lane, D = Time Disallowed

P25		229 C		David JAMES		Yamaha R1 -	
IDEAL LAP TIME : 2:05.898		BEST LAP TIME : 2:06.419		DIFFERENCE : 0.521			
LAP	SECTOR 1	SECTOR 2	LAP TIME	MPH	DIFF	TIME OF DAY	
1 -	1:32.692	43.389	2:16.081	78.54	9.662	10:45:51.905	
2 -	1:38.950	IN PIT	10:39.256 P	16.71	8:32.837	10:56:31.161	
3 -	OUTLAP	42.989	2:15.106	79.10	8.687	10:58:46.267	
4 -	1:24.462	<b>42.113</b>	2:06.575 (2)	84.44	0.156	11:00:52.842	
5 -	1:23.863	42.993	2:06.856 (3)	84.25	0.437	11:02:59.698	
6 -	<b>1:23.785</b>	42.634	<b>2:06.419 (1)</b>	<b>84.54</b>		<b>11:05:06.117</b>	

P26		4 U		Hayden KILLWORTH		Kawasaki ZX10R - A&S Killworth / H11xy	
IDEAL LAP TIME : 2:06.180		BEST LAP TIME : 2:06.489		DIFFERENCE : 0.309			
LAP	SECTOR 1	SECTOR 2	LAP TIME	MPH	DIFF	TIME OF DAY	
1 -	1:33.650	44.114	2:17.764 (3)	77.58	11.275	10:45:54.710	
2 -	1:38.119	IN PIT	11:11.448 P	15.91	9:04.959	10:57:06.158	
3 -	OUTLAP	43.258	2:15.433	78.91	8.944	10:59:21.591	
4 -	<b>1:23.823</b>	42.666	<b>2:06.489 (1)</b>	<b>84.49</b>		<b>11:01:28.080</b>	
5 -	1:24.784	<b>42.357</b>	2:07.141 (2)	84.06	0.652	11:03:35.221	

P27		80 U		Mark OVEL		Yamaha R1 -	
IDEAL LAP TIME : 2:06.463		BEST LAP TIME : 2:06.613		DIFFERENCE : 0.150			
LAP	SECTOR 1	SECTOR 2	LAP TIME	MPH	DIFF	TIME OF DAY	
1 -	1:33.960	44.567	2:18.527 (3)	77.15	11.914	10:45:58.739	
2 -		IN PIT	11:13.406 P	15.87	9:06.793	10:57:12.145	
3 -	OUTLAP	43.417	2:12.423	80.71	5.810	10:59:24.568	
4 -	<b>1:24.104</b>	42.590	2:06.694 (2)	84.36	0.081	11:01:31.262	
5 -	1:24.254	<b>42.359</b>	<b>2:06.613 (1)</b>	<b>84.41</b>		<b>11:03:37.875</b>	

P28		169 U		Cory SMITH		Suzuki K1 1000 -	
IDEAL LAP TIME : 2:06.495		BEST LAP TIME : 2:06.903		DIFFERENCE : 0.408			
LAP	SECTOR 1	SECTOR 2	LAP TIME	MPH	DIFF	TIME OF DAY	
1 -	1:35.163	45.899	2:21.062 (3)	75.76	14.159	10:46:02.768	
2 -		IN PIT	12:07.242 P	14.69	10:00.339	10:58:10.010	
3 -	OUTLAP	43.732	2:14.468	79.48	7.565	11:00:24.478	
4 -	1:25.342	<b>42.335</b>	2:07.677 (2)	83.71	0.774	11:02:32.155	
5 -	<b>1:24.160</b>	42.743	<b>2:06.903 (1)</b>	<b>84.22</b>		<b>11:04:39.058</b>	

P29		117 U		Raymond STAGG		SUZUKI GSXR 750 -	
IDEAL LAP TIME : 2:07.079		BEST LAP TIME : 2:07.280		DIFFERENCE : 0.201			
LAP	SECTOR 1	SECTOR 2	LAP TIME	MPH	DIFF	TIME OF DAY	
1 -	1:33.032	44.470	2:17.502 (3)	77.73	10.222	10:45:55.904	
2 -	1:41.517	IN PIT	10:40.367 P	16.69	8:33.087	10:56:36.271	
3 -	OUTLAP	45.226	2:27.473	72.47	20.193	10:59:03.744	
4 -	<b>1:24.740</b>	42.540	<b>2:07.280 (1)</b>	<b>83.97</b>		<b>11:01:11.024</b>	
5 -	1:25.047	<b>42.339</b>	2:07.386 (2)	83.90	0.106	11:03:18.410	

P30		333		Andrew HOUGHTON		BMW S1000RR - Bahnstormer BMW	
IDEAL LAP TIME : 2:06.437		BEST LAP TIME : 2:07.383		DIFFERENCE : 0.946			
LAP	SECTOR 1	SECTOR 2	LAP TIME	MPH	DIFF	TIME OF DAY	
1 -	OUTLAP	44.133	2:19.253	76.75	11.870	10:45:52.849	
2 -	1:35.959	IN PIT	11:01.690 P	16.15	8:54.307	10:56:54.539	
3 -	OUTLAP	43.260	2:14.527	79.44	7.144	10:59:09.066	
4 -	1:26.887	<b>41.938</b>	2:08.825 (2)	82.96	1.442	11:01:17.891	
5 -	<b>1:24.499</b>	42.884	<b>2:07.383 (1)</b>	<b>83.90</b>		<b>11:03:25.274</b>	

# BMCRC - MRO Championships 2023 - Rnd 7 @ Snetterton

## Reactive Parts MRO Powerbike inc Clubman 1000 / Thunderbike Ultra

### QUALIFYING - SECTOR ANALYSIS



SECTOR 1 = FL to I1, SECTOR 2 = I1 to FL, DIFF = Difference To Personal Best Lap, P = Crossed Finish Line in Pit Lane, D = Time Disallowed

<b>P31</b>	<b>75 C</b>	<b>Bradley WILLIAMS</b>	Yamaha R1 - Bears pool and snooker			
IDEAL LAP TIME : 2:07.626		BEST LAP TIME : 2:07.626		DIFFERENCE : 0.000		
LAP	SECTOR 1	SECTOR 2	LAP TIME	MPH	DIFF	TIME OF DAY
1 -	<b>1:25.489</b>	<b>42.137</b>	<b>2:07.626 (1)</b>	<b>83.74</b>		<b>10:45:41.024</b>

<b>P32</b>	<b>17 U</b>	<b>Jordan KILLWORTH</b>	Kawasaki ZX10R - BK Racing / Rabbit			
IDEAL LAP TIME : 2:08.127		BEST LAP TIME : 2:08.127		DIFFERENCE : 0.000		
LAP	SECTOR 1	SECTOR 2	LAP TIME	MPH	DIFF	TIME OF DAY
1 -	1:33.850	44.096	2:17.946 <b>(3)</b>	77.48	9.819	10:45:52.454
2 -	1:40.737	IN PIT	10:43.342 <b>P</b>	16.61	8:35.215	10:56:35.796
3 -	OUTLAP	45.104	2:28.955	71.75	20.828	10:59:04.751
4 -	1:27.820	42.761	2:10.581 <b>(2)</b>	81.85	2.454	11:01:15.332
5 -	<b>1:25.677</b>	<b>42.450</b>	<b>2:08.127 (1)</b>	<b>83.41</b>		<b>11:03:23.459</b>

<b>P33</b>	<b>46 C</b>	<b>Simon GATES</b>	Yamaha YZF R1 - T.A Roden LTD / Canine Plus Hydro			
IDEAL LAP TIME : 2:08.953		BEST LAP TIME : 2:08.953		DIFFERENCE : 0.000		
LAP	SECTOR 1	SECTOR 2	LAP TIME	MPH	DIFF	TIME OF DAY
1 -	1:34.917	45.127	2:20.044 <b>(3)</b>	76.31	11.091	10:45:56.843
2 -	1:44.261	IN PIT	10:55.265 <b>P</b>	16.31	8:46.312	10:56:52.108
3 -	OUTLAP	44.630	2:18.298	77.28	9.345	10:59:10.406
4 -	1:28.703	42.979	2:11.682 <b>(2)</b>	81.16	2.729	11:01:22.088
5 -	<b>1:25.998</b>	<b>42.955</b>	<b>2:08.953 (1)</b>	<b>82.88</b>		<b>11:03:31.041</b>

<b>P34</b>	<b>23 U</b>	<b>Justin ROSE</b>	Yamaha R1 -			
IDEAL LAP TIME : 2:10.046		BEST LAP TIME : 2:10.590		DIFFERENCE : 0.544		
LAP	SECTOR 1	SECTOR 2	LAP TIME	MPH	DIFF	TIME OF DAY
1 -	1:34.467	45.277	2:19.744 <b>(3)</b>	76.48	9.154	10:45:58.412
2 -	1:43.903	IN PIT	10:36.428 <b>P</b>	16.79	8:25.838	10:56:34.840
3 -	OUTLAP	45.128	2:23.381	74.54	12.791	10:58:58.221
4 -	<b>1:27.677</b>	42.913	<b>2:10.590 (1)</b>	<b>81.84</b>		<b>11:01:08.811</b>
5 -	1:28.341	<b>42.369</b>	2:10.710 <b>(2)</b>	81.76	0.120	11:03:19.521

<b>P35</b>	<b>20 U</b>	<b>Connor SWYER</b>	SUZUKI GSXR 1000 K6 - WSC Performace & lleithyr farm & dac			
IDEAL LAP TIME : 2:10.606		BEST LAP TIME : 2:10.606		DIFFERENCE : 0.000		
LAP	SECTOR 1	SECTOR 2	LAP TIME	MPH	DIFF	TIME OF DAY
1 -	1:35.449	45.685	2:21.134 <b>(3)</b>	75.73	10.528	10:46:02.232
2 -		IN PIT	10:48.619 <b>P</b>	16.47	8:38.013	10:56:50.851
3 -	OUTLAP	45.165	2:21.780	75.38	11.174	10:59:12.631
4 -	1:28.912	45.623	2:14.535 <b>(2)</b>	79.44	3.929	11:01:27.166
5 -	<b>1:27.024</b>	<b>43.582</b>	<b>2:10.606 (1)</b>	<b>81.83</b>		<b>11:03:37.772</b>

<b>P36</b>	<b>96 U</b>	<b>Pete SCOTT</b>	Suzuki GSXR1000K5 - South Hill MOT Centre			
IDEAL LAP TIME : 2:10.979		BEST LAP TIME : 2:10.979		DIFFERENCE : 0.000		
LAP	SECTOR 1	SECTOR 2	LAP TIME	MPH	DIFF	TIME OF DAY
1 -	1:43.110	45.913	2:29.023 <b>(2)</b>	71.72	18.044	10:46:15.096
2 -		IN PIT	13:39.702 <b>P</b>	13.03	11:28.723	10:59:54.798
3 -	OUTLAP	44.380	2:19.532	76.59	8.553	11:02:14.330
4 -	<b>1:27.040</b>	<b>43.939</b>	<b>2:10.979 (1)</b>	<b>81.60</b>		<b>11:04:25.309</b>

<b>P37</b>	<b>40 U</b>	<b>Malcolm BATE</b>	Suzuki GSXR1000 - Hartjay			
IDEAL LAP TIME : 2:10.959		BEST LAP TIME : 2:11.485		DIFFERENCE : 0.526		
LAP	SECTOR 1	SECTOR 2	LAP TIME	MPH	DIFF	TIME OF DAY
1 -	1:40.976	44.121	2:25.097 <b>(3)</b>	73.66	13.612	10:46:12.852
2 -		IN PIT	11:32.449 <b>P</b>	15.43	9:20.964	10:57:45.301
3 -	OUTLAP	<b>42.906</b>	2:14.543	79.43	3.058	10:59:59.844
4 -	1:30.536	44.289	2:14.825 <b>(2)</b>	79.27	3.340	11:02:14.669
5 -	<b>1:28.053</b>	43.432	<b>2:11.485 (1)</b>	<b>81.28</b>		<b>11:04:26.154</b>

# BMCRC - MRO Championships 2023 - Rnd 7 @ Snetterton

## Reactive Parts MRO Powerbike inc Clubman 1000 / Thunderbike Ultra

### QUALIFYING - SECTOR ANALYSIS



SECTOR 1 = FL to I1, SECTOR 2 = I1 to FL, DIFF = Difference To Personal Best Lap, P = Crossed Finish Line in Pit Lane, D = Time Disallowed

P38 261 C		Roberto Di GREGORIO		Ducati 899 PANIGALE - Physio Healthy		
IDEAL LAP TIME : 2:12.612		BEST LAP TIME : 2:12.960		DIFFERENCE : 0.348		
LAP	SECTOR 1	SECTOR 2	LAP TIME	MPH	DIFF	TIME OF DAY
1 -	1:36.748	45.326	2:22.074 (3)	75.22	9.114	10:46:02.882
2 -		IN PIT	10:30.819 P	16.94	8:17.859	10:56:33.701
3 -	OUTLAP	44.730	2:20.794	75.91	7.834	10:58:54.495
4 -	1:29.736	<b>43.747</b>	2:13.483 (2)	80.07	0.523	11:01:07.978
5 -	<b>1:28.865</b>	44.095	<b>2:12.960 (1)</b>	<b>80.38</b>		<b>11:03:20.938</b>

P39 21 U		Danny BRENNAN		Suzuki GSXR 1000 -		
IDEAL LAP TIME : 2:12.453		BEST LAP TIME : 2:13.172		DIFFERENCE : 0.719		
LAP	SECTOR 1	SECTOR 2	LAP TIME	MPH	DIFF	TIME OF DAY
1 -	1:32.622	44.244	2:16.866 (3)	78.09	3.694	10:45:53.929
2 -	1:42.103	IN PIT	11:52.973 P	14.99	9:39.801	10:57:46.902
3 -	OUTLAP	47.361	2:18.430	77.20	5.258	11:00:05.332
4 -	1:29.367	<b>43.805</b>	<b>2:13.172 (1)</b>	<b>80.25</b>		<b>11:02:18.504</b>
5 -	<b>1:28.648</b>	44.571	2:13.219 (2)	80.22	0.047	11:04:31.723

P40 114 U		Richard BATE		Yamaha R1 - TEAM PSR		
IDEAL LAP TIME : 2:13.785		BEST LAP TIME : 2:13.785		DIFFERENCE : 0.000		
LAP	SECTOR 1	SECTOR 2	LAP TIME	MPH	DIFF	TIME OF DAY
1 -	1:41.023	48.526	2:29.549 (3)	71.46	15.764	10:46:19.621
2 -		IN PIT	11:34.085 P	15.39	9:20.300	10:57:53.706
3 -	OUTLAP	47.053	2:25.522	73.44	11.737	11:00:19.228
4 -	1:30.912	45.327	2:16.239 (2)	78.45	2.454	11:02:35.467
5 -	<b>1:29.515</b>	<b>44.270</b>	<b>2:13.785 (1)</b>	<b>79.88</b>		<b>11:04:49.252</b>

P41 373 U		Robert EAGLING		SUZUKI GSXR1000 -		
IDEAL LAP TIME : 2:13.910		BEST LAP TIME : 2:13.910		DIFFERENCE : 0.000		
LAP	SECTOR 1	SECTOR 2	LAP TIME	MPH	DIFF	TIME OF DAY
1 -	1:38.070	45.364	2:23.434 (3)	74.51	9.524	10:46:08.158
2 -		IN PIT	10:30.619 P	16.94	8:16.709	10:56:38.777
3 -	OUTLAP	47.633	2:33.785	69.50	19.875	10:59:12.562
4 -	1:31.284	45.045	2:16.329 (2)	78.39	2.419	11:01:28.891
5 -	<b>1:29.240</b>	<b>44.670</b>	<b>2:13.910 (1)</b>	<b>79.81</b>		<b>11:03:42.801</b>

P42 24 U		Mark REYNOLDS		Yamaha R1 4C8 -		
IDEAL LAP TIME : 2:19.067		BEST LAP TIME : 2:19.067		DIFFERENCE : 0.000		
LAP	SECTOR 1	SECTOR 2	LAP TIME	MPH	DIFF	TIME OF DAY
1 -	1:41.028	48.947	2:29.975 (3)	71.26	10.908	10:46:13.475
2 -		IN PIT	10:22.216 P	17.17	8:03.149	10:56:35.691
3 -	OUTLAP	48.409	2:31.080	70.74	12.013	10:59:06.771
4 -	1:32.826	47.693	2:20.519 (2)	76.06	1.452	11:01:27.290
5 -	<b>1:32.687</b>	<b>46.380</b>	<b>2:19.067 (1)</b>	<b>76.85</b>		<b>11:03:46.357</b>



# BMCRC - MRO Championships 2023 - Rnd 7 @ Snetterton

## Reactive Parts MRO Powerbike inc Clubman 1000 / Thunderbike Ultra

### QUALIFYING - BEST SECTORS

SECTOR 1			SECTOR 2			IDEAL / BEST COMPARISON						
POS	NO	NAME	TIME	NO	NAME	TIME	POS	NO	NAME	IDEAL	BEST	DIFF
									<b>PERFECT LAP</b>	<b>1:55.100</b>		
1	26	WAINWRIGHT	1:16.768	26	WAINWRIGHT	38.332	1	26	WAINWRIGHT	1:55.100	1:55.185	0.085
2	48	WILSON	1:18.326	48	WILSON	38.865	2	48	WILSON	1:57.191	1:57.191	0.000
3	2	BAKER	1:18.435	29	GALLINGTON	39.281	3	2	BAKER	1:58.114	1:58.398	0.284
4	29	GALLINGTON	1:18.846	224	HEALEY	39.499	4	29	GALLINGTON	1:58.127	1:58.127	0.000
5	37	GROVER	1:18.867	2	BAKER	39.679	5	37	GROVER	1:58.706	1:58.706	0.000
6	79	BURRILL	1:19.268	37	GROVER	39.839	6	224	HEALEY	1:59.456	1:59.773	0.317
7	800	CREASEY	1:19.557	800	CREASEY	39.949	7	79	BURRILL	1:59.489	1:59.727	0.238
8	224	HEALEY	1:19.957	79	BURRILL	40.221	8	800	CREASEY	1:59.506	1:59.912	0.406
9	15	BEDWELL	1:20.783	5	KILLWORTH	40.636	9	60	YOUNGE	2:01.701	2:01.701	0.000
10	60	YOUNGE	1:20.835	30	PENRICE	40.664	10	5	KILLWORTH	2:02.133	2:02.481	0.348
11	188	KRAWIECKI	1:21.324	100	HUNTER	40.762	11	188	KRAWIECKI	2:02.176	2:02.576	0.400
12	5	KILLWORTH	1:21.497	91	TAYLOR	40.811	12	30	PENRICE	2:02.219	2:02.219	0.000
13	30	PENRICE	1:21.555	188	KRAWIECKI	40.852	13	15	BEDWELL	2:02.389	2:02.459	0.070
14	22	ROOKE	1:21.748	60	YOUNGE	40.866	14	100	HUNTER	2:02.570	2:02.719	0.149
15	100	HUNTER	1:21.808	78	THOMAS	41.034	15	22	ROOKE	2:03.173	2:03.442	0.269
16	78	THOMAS	1:22.794	19	DONOVAN	41.198	16	78	THOMAS	2:03.828	2:03.828	0.000
17	10	MERCER	1:22.799	22	ROOKE	41.425	17	91	TAYLOR	2:04.067	2:04.729	0.662
18	102	FEARN	1:23.092	10	MERCER	41.593	18	10	MERCER	2:04.392	2:04.392	0.000
19	91	TAYLOR	1:23.256	15	BEDWELL	41.606	19	19	DONOVAN	2:04.648	2:04.860	0.212
20	58	ALLEN	1:23.328	58	ALLEN	41.889	20	102	FEARN	2:05.104	2:05.206	0.102
21	19	DONOVAN	1:23.450	333	HOUGHTON	41.938	21	58	ALLEN	2:05.217	2:05.226	0.009
22	39	WEBSTER	1:23.460	39	WEBSTER	41.996	22	39	WEBSTER	2:05.456	2:05.456	0.000
23	229	JAMES	1:23.785	102	FEARN	42.012	23	229	JAMES	2:05.898	2:06.419	0.521
24	4	KILLWORTH	1:23.823	229	JAMES	42.113	24	4	KILLWORTH	2:06.180	2:06.489	0.309
25	80	OVEL	1:24.104	75	WILLIAMS	42.137	25	333	HOUGHTON	2:06.437	2:07.383	0.946
26	169	SMITH	1:24.160	169	SMITH	42.335	26	80	OVEL	2:06.463	2:06.613	0.150
27	333	HOUGHTON	1:24.499	117	STAGG	42.339	27	169	SMITH	2:06.495	2:06.903	0.408
28	117	STAGG	1:24.740	4	KILLWORTH	42.357	28	117	STAGG	2:07.079	2:07.280	0.201
29	75	WILLIAMS	1:25.489	80	OVEL	42.359	29	75	WILLIAMS	2:07.626	2:07.626	0.000
30	17	KILLWORTH	1:25.677	23	ROSE	42.369	30	17	KILLWORTH	2:08.127	2:08.127	0.000
31	46	GATES	1:25.998	17	KILLWORTH	42.450	31	46	GATES	2:08.953	2:08.953	0.000
32	20	SWYER	1:27.024	40	BATE	42.906	32	23	ROSE	2:10.046	2:10.590	0.544
33	96	SCOTT	1:27.040	46	GATES	42.955	33	20	SWYER	2:10.606	2:10.606	0.000
34	23	ROSE	1:27.677	20	SWYER	43.582	34	40	BATE	2:10.959	2:11.485	0.526
35	40	BATE	1:28.053	261	GREGORIO	43.747	35	96	SCOTT	2:10.979	2:10.979	0.000
36	21	BRENNAN	1:28.648	21	BRENNAN	43.805	36	21	BRENNAN	2:12.453	2:13.172	0.719
37	261	GREGORIO	1:28.865	96	SCOTT	43.939	37	261	GREGORIO	2:12.612	2:12.960	0.348
38	373	EAGLING	1:29.240	114	BATE	44.270	38	114	BATE	2:13.785	2:13.785	0.000
39	114	BATE	1:29.515	373	EAGLING	44.670	39	373	EAGLING	2:13.910	2:13.910	0.000
40	24	REYNOLDS	1:32.687	24	REYNOLDS	46.380	40	24	REYNOLDS	2:19.067	2:19.067	0.000
41							41	77	BENSTED		2:01.829	
42							42	63	WREN		2:03.293	
43												

# BMCRC - MRO Championships 2023 - Rnd 7 @ Snetterton

Reactive Parts MRO Powerbike inc Clubman 1000 / Thunderbike Ultra

## QUALIFYING - STATISTICS

**Competitors Started** 43  
**Planned Start** 2023-09-02 @ 10:31:00.000  
**Actual Start** 2023-09-02 @ 10:43:23.054  
**Finish Time** 2023-09-02 @ 11:03:04.609  
**Track Length** 2.9689mi.  
**Total Laps** 212  
**Total Distance Covered** 629.4092mi.

### Session Fastest Lap History

NO	CL	NAME	LAP TIME	TIME OF DAY	LAP	VEHICLE
29		Paul GALLINGTON	<b>2:03.133</b>	10:45:33.742	1	Honda CBR1000
29		Paul GALLINGTON	<b>1:58.127</b>	11:00:31.208	4	Honda CBR1000
26		Josh WAINWRIGHT	<b>1:55.185</b>	11:01:47.419	4	Honda CBR1000

### Flag History

TYPE	TIME OF DAY
GREEN	10:43:23.054
RED	10:46:45.488
GREEN	10:56:26.479
FINISH	11:03:04.609

### Flag Statistics

TYPE	COUNT	TOTAL LAPS	TOTAL TIME
Green	2	6	12:11.529
Red	1	0	9:40.990
Safety Car	0	0	0.000
FCY	0	0	0.000

# BMCRC - MRO Championships 2023 - Rnd 7 @ Snetterton

Reactive Parts MRO Powerbike inc Clubman 1000 / Thunderbike Ultra

## QUALIFYING - STATISTICS

CLASS :

11 Starters

### Fastest Lap History

NO	NAME	LAP TIME	TIME OF DAY	LAP	VEHICLE
29	Paul GALLINGTON	<b>2:03.133</b>	10:45:33.742	1	Honda CBR1000
29	Paul GALLINGTON	<b>1:58.127</b>	11:00:31.208	4	Honda CBR1000
26	Josh WAINWRIGHT	<b>1:55.185</b>	11:01:47.419	4	Honda CBR1000

**BMCRC - MRO Championships 2023 - Rnd 7 @ Snetterton**

**Reactive Parts MRO Powerbike inc Clubman 1000 / Thunderbike Ultra**

**QUALIFYING - STATISTICS**

**CLASS : C**

13 Starters

**Fastest Lap History**

NO	NAME	LAP TIME	TIME OF DAY	LAP	VEHICLE
37	Clayton GROVER	<b>2:05.697</b>	10:45:38.647	1	Yamaha R1
37	Clayton GROVER	<b>1:59.122</b>	11:00:34.580	4	Yamaha R1
37	Clayton GROVER	<b>1:58.706</b>	11:04:32.466	6	Yamaha R1

# BMCRC - MRO Championships 2023 - Rnd 7 @ Snetterton

Reactive Parts MRO Powerbike inc Clubman 1000 / Thunderbike Ultra

## QUALIFYING - STATISTICS

CLASS : U

20 Starters

### Fastest Lap History

NO	NAME	LAP TIME	TIME OF DAY	LAP	VEHICLE
58	Michael ALLEN	<b>2:12.673</b>	10:45:48.073	1	Kawasaki ZX10R
800	Morgan CREASEY	<b>2:01.795</b>	11:00:49.339	4	Suzuki GSXR 1000 K7
800	Morgan CREASEY	<b>1:59.912</b>	11:02:49.252	5	Suzuki GSXR 1000 K7



# BMCRC - MRO Championships 2023 - Rnd 7 @ Snetterton

## Reactive Parts MRO Powerbikes inc Clubman 1000

### RACE 9 - GRID (8 Laps)



ROW 9	26	89	Craig SHARMAN	25	52	Scott FORBES-COWDRY			
ROW 8	24	261	Roberto Di GREGORIO	23	46	Simon GATES	22	75	Bradley WILLIAMS
ROW 7	21	333	Andrew HOUGHTON	20	229	David JAMES	19	39	Austen WEBSTER
ROW 6	18	91	Chris TAYLOR	17	10	Daniel MERCER	16	78	Jamie THOMAS
ROW 5	15	22	Phil ROOKE	14	63	Matthew WREN	13	100	Antony HUNTER
ROW 4	12	188	Dawid KRAWIECKI	11	15	Duncan BEDWELL	10	30	Alex PENRICE
ROW 3	9	77	Thomas BENSTED	8	60	Jack YOUNGE	7	224	Lee HEALEY
ROW 2	6	79	Jason BURRILL	5	37	Clayton GROVER	4	2	Peter BAKER
ROW 1	3	29	Paul GALLINGTON	2	48	Nicky WILSON	1	26	Josh WAINWRIGHT
<b>Pole</b>									

Snetterton 300: 2.9689 miles

These results are provisional until the conclusion of any judicial and technical matters.

Clerk Of Course :	Stewards :	Timekeeper : <i>Craig Smith</i>
-------------------	------------	------------------------------------

Results can be found at [www.tsl-timing.com](http://www.tsl-timing.com)

Printed - 11:08 Saturday, 02 September 2023





# BMCRC - MRO Championships 2023 - Rnd 7 @ Snetterton

## Reactive Parts MRO Powerbikes inc Clubman 1000



### RACE 9 - CLASSIFICATION

POS	NO	CL	PIC NAME	ENTRY	LAPS	TIME	GAP	DIFF	MPH	BEST	ON
1	26		1 Josh WAINWRIGHT	Honda CBR1000 - JW MOT Centre	8	15:34.801			91.46	1:55.305	4
2	48		2 Nicky WILSON	Suzuki GSXR 1000 - Demon GP/Haslemere Motorcy	8	15:34.814	0.013	0.013	91.46	1:55.725	4
3	29		3 Paul GALLINGTON	Honda CBR1000 - More moto	8	15:44.625	9.824	9.811	90.51	1:56.562	4
4	37	C	1 Clayton GROVER	Yamaha R1 - Grover stunts	8	15:58.245	23.444	13.620	89.23	1:58.229	2
5	2		4 Peter BAKER	Kawasaki ZX10R - TJ & Peter Baker M/C	8	15:58.293	23.492	0.048	89.22	1:58.492	4
6	188		5 Dawid KRAWIECKI	Yamaha R1 - Code Blue LTD & D A East Electrical	8	15:58.574	23.773	0.281	89.19	1:57.652	5
7	77	C	2 Thomas BENSTED	Yamaha R1 - Significant Debt Racing	8	16:03.900	29.099	5.326	88.70	1:58.272	6
8	60		6 Jack YOUNGE	Kawasaki ZX10R - Chase Timber products	8	16:05.687	30.886	1.787	88.54	1:59.074	7
9	15	C	3 Duncan BEDWELL	Kawasaki ZX10R - Connected to homes LTD	8	16:10.292	35.491	4.605	88.12	1:58.771	7
10	224	C	4 Lee HEALEY	Suzuki GSXR 1000R - Wilvin UK Ltd / Uniq3 Project	8	16:13.628	38.827	3.336	87.82	1:59.517	7
11	79		7 Jason BURRILL	BMW M1000RR -	8	16:14.201	39.400	0.573	87.76	2:00.162	7
12	22		8 Phil ROOKE	Kawasaki ZX10RR - Fly a spitfire biggin hill	8	16:14.552	39.751	0.351	87.73	1:59.957	8
13	30	C	5 Alex PENRICE	Yamaha R1 - AP Motorcycles	8	16:23.131	48.330	8.579	86.97	2:01.482	3
14	63		9 Matthew WREN	Suzuki GSXR - TBR performance	8	16:26.665	51.864	3.534	86.66	2:01.524	6
15	100	C	6 Antony HUNTER	Kawasaki ZX10R - Uncletoms motoring centre	8	16:30.603	55.802	3.938	86.31	1:59.827	7
16	39		10 Austen WEBSTER	Kawasaki ZX10R - Ace Motorcycles	8	16:39.464	1:04.663	8.861	85.55	2:02.263	5
17	91	C	7 Chris TAYLOR	BMW S1000RR - Cam Civils and Landscaping LTD	8	16:44.902	1:10.101	5.438	85.08	2:01.827	5
18	10	C	8 Daniel MERCER	Honda CBR1000RR - Merc&Co Racing	8	16:51.398	1:16.597	6.496	84.54	2:04.287	4
19	333		11 Andrew HOUGHTON	BMW S1000RR - Bahnstormer BMW	8	16:56.328	1:21.527	4.930	84.13	2:03.427	6
20	46	C	9 Simon GATES	Yamaha YZF R1 - T.A Roden LTD / Canine Plus Hyc	8	16:56.624	1:21.823	0.296	84.10	2:04.526	6
21	229	C	10 David JAMES	Yamaha R1 -	8	17:08.203	1:33.402	11.579	83.15	2:06.478	6
22	261	C	11 Roberto Di GREGORIO	Ducati 899 PANIGALE - Physio Healthy	8	17:25.647	1:50.846	17.444	81.77	2:07.864	8

#### NOT CLASSIFIED

DNF	78	C	Jamie THOMAS	Suzuki GSXR 1000 - Team RubyRacing DART Moto	5	11:29.112	3 Laps	3 Laps	77.54	2:03.840	4
-----	----	---	--------------	--	---	-----------	--------	--------	-------	----------	---

#### FASTEST LAP

	26		Josh WAINWRIGHT	Honda CBR1000 - JW MOT Centre	4	1:55.305			92.69 mph	149.17 kph	
	37	C	Clayton GROVER	Yamaha R1 - Grover stunts	2	1:58.229			90.40 mph	145.48 kph	

Class - 92.5% of Race Speed = 84.60 mph  
 Class C - 92.5% of Race Speed = 82.53 mph

Weather / Track : Cloudy / Dry

These results are provisional until the conclusion of any judicial and technical matters.

Race Distance: 8 Laps / 23.75 miles

Snetterton 300: 2.9689 miles

Date: 02/09/2023 Start: 14:40 Finish: 14:55

Clerk Of Course :	Stewards :	Timekeeper : <i>Craig Smith</i>
-------------------	------------	------------------------------------

Results can be found at [www.tsl-timing.com](http://www.tsl-timing.com)

Printed - 14:58 Saturday, 02 September 2023



# BMCRC - MRO Championships 2023 - Rnd 7 @ Snetterton

## Reactive Parts MRO Powerbikes inc Clubman 1000

### RACE 9 - LAP CHART

#### LAP 1 @ 14:42:16.662

NO	BEHIND	LAP TIME
48		2:02.586
26	0.450	2:03.036
29	1.140	2:03.726
2	2.687	2:05.273
37	3.237	2:05.823
60	4.247	2:06.833
77	4.765	2:07.351
224	4.848	2:07.434
188	4.929	2:07.515
79	5.587	2:08.173
15	6.849	2:09.435
22	7.090	2:09.676
30	7.391	2:09.977
63	8.290	2:10.876
100	8.744	2:11.330
91	9.025	2:11.611
78	11.425	2:14.011
39	11.640	2:14.226
10	12.143	2:14.729
229	13.384	2:15.970
46	13.624	2:16.210
333	13.673	2:16.259
261	17.085	2:19.671

#### LAP 2 @ 14:44:13.209

NO	BEHIND	LAP TIME
48		1:56.547
26	0.356	1:56.453
29	1.658	1:57.065
37	4.919	1:58.229
2	4.936	1:58.796
60	8.384	2:00.684
77	8.490	2:00.272
188	8.530	2:00.148
224	9.269	2:00.968
79	10.119	2:01.079
15	10.783	2:00.481
22	11.765	2:01.222
30	12.363	2:01.519
63	14.863	2:03.120
100	15.390	2:03.193
39	20.887	2:05.794
10	21.741	2:06.145
333	22.155	2:05.029
229	24.363	2:07.526
46	24.506	2:07.429
91	25.279	2:12.801
261	31.897	2:11.359
78	1:13.612	2:58.734 P

#### LAP 3 @ 14:46:08.992

NO	BEHIND	LAP TIME
48		1:55.783
26	0.717	1:56.144
29	2.825	1:56.950
37	7.423	1:58.287
2	8.078	1:58.925
77	12.311	1:59.604
188	12.353	1:59.606
60	12.754	2:00.153
224	13.856	2:00.370
79	14.698	2:00.362

15	15.601	2:00.601
22	16.791	2:00.809
30	18.062	2:01.482
63	22.131	2:03.051
100	22.459	2:02.852
39	28.719	2:03.615
10	30.816	2:04.858
333	31.107	2:04.735
46	34.595	2:05.872
91	35.191	2:05.695
229	36.908	2:08.328
261	47.143	2:11.029
78	1:24.788	2:06.959

#### LAP 4 @ 14:48:04.717

NO	BEHIND	LAP TIME
48		1:55.725
26	0.297	1:55.305
29	3.662	1:56.562
37	9.973	1:58.275
2	10.845	1:58.492
188	14.375	1:57.747
77	16.308	1:59.722
60	16.429	1:59.400
224	18.363	2:00.232
79	19.560	2:00.587
15	20.698	2:00.822
22	22.516	2:01.450
30	24.176	2:01.839
63	28.847	2:02.441
100	30.219	2:03.485
39	36.754	2:03.760
10	39.378	2:04.287
333	39.560	2:04.178
91	44.267	2:04.801
46	44.829	2:05.959
229	48.792	2:07.609
261	1:00.950	2:09.532
78	1:32.903	2:03.840

#### LAP 5 @ 14:50:00.584

NO	BEHIND	LAP TIME
48		1:55.867
26	0.514	1:56.084
29	4.928	1:57.133
37	13.889	1:59.783
2	14.288	1:59.310
188	16.160	1:57.652
77	20.461	2:00.020
60	20.770	2:00.208
224	24.055	2:01.559
79	24.589	2:00.896
15	25.192	2:00.361
22	27.569	2:00.920
30	29.940	2:01.631
63	34.519	2:01.539
100	34.862	2:00.510
39	43.150	2:02.263
333	47.442	2:03.749
10	49.268	2:05.757
91	50.227	2:01.827
46	54.225	2:05.263
229	1:00.452	2:07.527
261	1:13.555	2:08.472
78	1:42.604	2:05.568

#### LAP 6 @ 14:51:56.831

NO	BEHIND	LAP TIME
48		1:56.247
26	0.393	1:56.126
29	5.307	1:56.626
2	17.404	1:59.363
37	17.541	1:59.899
188	18.355	1:58.442
77	22.486	1:58.272
60	24.513	1:59.990
15	29.509	2:00.564
224	29.896	2:02.088
79	30.912	2:02.570
22	31.769	2:00.447
30	36.156	2:02.463
63	39.796	2:01.524
100	43.587	2:04.972
39	50.398	2:03.495
333	54.622	2:03.427
91	56.184	2:02.204
10	58.897	2:05.876
46	1:02.504	2:04.526
229	1:10.683	2:06.478
261	1:26.616	2:09.308

#### LAP 7 @ 14:53:52.657

NO	BEHIND	LAP TIME
48		1:55.826
26	0.223	1:55.656
29	6.760	1:57.279
2	20.632	1:59.054
37	20.641	1:58.926
188	20.880	1:58.351
77	25.112	1:58.452
60	27.761	1:59.074
15	32.454	1:58.771
224	33.587	1:59.517
79	35.248	2:00.162
22	36.014	2:00.071
30	42.114	2:01.784
63	45.964	2:01.994
100	47.588	1:59.827
39	58.006	2:03.434
91	1:02.834	2:02.476
10	1:08.124	2:05.053
333	1:11.359	2:12.563
46	1:11.844	2:05.166
229	1:22.009	2:07.152
261	1:39.202	2:08.412

#### LAP 8 @ 14:55:48.877

NO	BEHIND	LAP TIME
26		1:55.997
48	0.013	1:56.233
29	9.824	1:59.284
37	23.444	1:59.023
2	23.492	1:59.080
188	23.773	1:59.113
77	29.099	2:00.207
60	30.886	1:59.345
15	35.491	1:59.257
224	38.827	2:01.460
79	39.400	2:00.372
22	39.751	1:59.957

30	48.330	2:02.436
63	51.864	2:02.120
100	55.802	2:04.434
39	1:04.663	2:02.877
91	1:10.101	2:03.487
10	1:16.597	2:04.693
333	1:21.527	2:06.388
46	1:21.823	2:06.199
229	1:33.402	2:07.613
261	1:50.846	2:07.864



# BMCRC - MRO Championships 2023 - Rnd 7 @ Snetterton

## Reactive Parts MRO Powerbikes inc Clubman 1000

### RACE 9 - POSITION CHART

No	Name	Lap								
		Pos	1	2	3	4	5	6	7	8
26	WAINWRIGHT	1	48	48	48	48	48	48	48	26
48	WILSON	2	26	26	26	26	26	26	26	48
29	GALLINGTON	3	29	29	29	29	29	29	29	29
2	BAKER	4	2	37	37	37	37	2	2	37
37	GROVER	5	37	2	2	2	2	37	37	2
79	BURRILL	6	60	60	77	188	188	188	188	188
224	HEALEY	7	77	77	188	77	77	77	77	77
60	YOUNGE	8	224	188	60	60	60	60	60	60
77	BENSTED	9	188	224	224	224	224	15	15	15
30	PENRICE	10	79	79	79	79	79	224	224	224
15	BEDWELL	11	15	15	15	15	15	79	79	79
188	KRAWIECKI	12	22	22	22	22	22	22	22	22
100	HUNTER	13	30	30	30	30	30	30	30	30
63	WREN	14	63	63	63	63	63	63	63	63
22	ROOKE	15	100	100	100	100	100	100	100	100
78	THOMAS	16	91	39	39	39	39	39	39	39
10	MERCER	17	78	10	10	10	333	333	91	91
91	TAYLOR	18	39	333	333	333	10	91	10	10
39	WEBSTER	19	10	229	46	91	91	10	333	333
229	JAMES	20	229	46	91	46	46	46	46	46
333	HOUGHTON	21	46	91	229	229	229	229	229	229
46	GATES	22	333	261	261	261	261	261	261	261
261	GREGORIO	23	261	78	78	78	78			

# BMCRC - MRO Championships 2023 - Rnd 7 @ Snetterton

## Reactive Parts MRO Powerbikes inc Clubman 1000

### RACE 9 - SECTOR ANALYSIS



SECTOR 1 = FL to I1, SECTOR 2 = I1 to FL, DIFF = Difference To Personal Best Lap, P = Crossed Finish Line in Pit Lane, D = Time Disallowed

P1 26		Josh WAINWRIGHT		Honda CBR1000 - JW MOT Centre			
IDEAL LAP TIME : 1:55.287		BEST LAP TIME : 1:55.305		DIFFERENCE : 0.018			
LAP	SECTOR 1	SECTOR 2	LAP TIME	MPH	DIFF	TIME OF DAY	
1 -		38.903	2:03.036	86.86	7.731	14:42:17.112	
2 -	1:17.708	38.745	1:56.453	91.78	1.148	14:44:13.565	
3 -	1:17.305	38.839	1:56.144	92.02	0.839	14:46:09.709	
4 -	<b>1:16.580</b>	38.725	<b>1:55.305 (1)</b>	<b>92.69</b>		<b>14:48:05.014</b>	
5 -	1:17.212	38.872	1:56.084	92.07	0.779	14:50:01.098	
6 -	1:17.222	38.904	1:56.126	92.03	0.821	14:51:57.224	
7 -	1:16.949	<b>38.707</b>	1:55.656 (2)	92.41	0.351	14:53:52.880	
8 -	1:17.098	38.899	1:55.997 (3)	92.14	0.692	14:55:48.877	

P2 48		Nicky WILSON		Suzuki GSXR 1000 - Demon GP/Haslemere Motorcycles			
IDEAL LAP TIME : 1:55.472		BEST LAP TIME : 1:55.725		DIFFERENCE : 0.253			
LAP	SECTOR 1	SECTOR 2	LAP TIME	MPH	DIFF	TIME OF DAY	
1 -		38.870	2:02.586	87.18	6.861	14:42:16.662	
2 -	1:17.880	38.667	1:56.547	91.70	0.822	14:44:13.209	
3 -	1:17.194	<b>38.589</b>	1:55.783 (2)	92.31	0.058	14:46:08.992	
4 -	<b>1:16.883</b>	38.842	<b>1:55.725 (1)</b>	<b>92.35</b>		<b>14:48:04.717</b>	
5 -	1:17.203	38.664	1:55.867	92.24	0.142	14:50:00.584	
6 -	1:17.426	38.821	1:56.247	91.94	0.522	14:51:56.831	
7 -	1:17.037	38.789	1:55.826 (3)	92.27	0.101	14:53:52.657	
8 -	1:17.619	38.614	1:56.233	91.95	0.508	14:55:48.890	

P3 29		Paul GALLINGTON		Honda CBR1000 - More moto			
IDEAL LAP TIME : 1:56.562		BEST LAP TIME : 1:56.562		DIFFERENCE : 0.000			
LAP	SECTOR 1	SECTOR 2	LAP TIME	MPH	DIFF	TIME OF DAY	
1 -		39.104	2:03.726	86.38	7.164	14:42:17.802	
2 -	1:18.211	38.854	1:57.065	91.30	0.503	14:44:14.867	
3 -	1:18.120	38.830	1:56.950 (3)	91.39	0.388	14:46:11.817	
4 -	<b>1:17.739</b>	<b>38.823</b>	<b>1:56.562 (1)</b>	<b>91.69</b>		<b>14:48:08.379</b>	
5 -	1:18.092	39.041	1:57.133	91.24	0.571	14:50:05.512	
6 -	1:17.803	<b>38.823</b>	1:56.626 (2)	91.64	0.064	14:52:02.138	
7 -	1:18.154	39.125	1:57.279	91.13	0.717	14:53:59.417	
8 -	1:19.100	40.184	1:59.284	89.60	2.722	14:55:58.701	

P4 37 C		Clayton GROVER		Yamaha R1 - Grover stunts			
IDEAL LAP TIME : 1:57.983		BEST LAP TIME : 1:58.229		DIFFERENCE : 0.246			
LAP	SECTOR 1	SECTOR 2	LAP TIME	MPH	DIFF	TIME OF DAY	
1 -		39.466	2:05.823	84.94	7.594	14:42:19.899	
2 -	<b>1:18.560</b>	39.669	<b>1:58.229 (1)</b>	<b>90.40</b>		<b>14:44:18.128</b>	
3 -	1:18.864	<b>39.423</b>	1:58.287 (3)	90.35	0.058	14:46:16.415	
4 -	1:18.771	39.504	1:58.275 (2)	90.36	0.046	14:48:14.690	
5 -	1:19.624	40.159	1:59.783	89.22	1.554	14:50:14.473	
6 -	1:19.909	39.990	1:59.899	89.14	1.670	14:52:14.372	
7 -	1:19.110	39.816	1:58.926	89.87	0.697	14:54:13.298	
8 -	1:19.116	39.907	1:59.023	89.79	0.794	14:56:12.321	

P5 2		Peter BAKER		Kawasaki ZX10R - TJ & Peter Baker M/C			
IDEAL LAP TIME : 1:58.088		BEST LAP TIME : 1:58.492		DIFFERENCE : 0.404			
LAP	SECTOR 1	SECTOR 2	LAP TIME	MPH	DIFF	TIME OF DAY	
1 -		<b>39.335</b>	2:05.273	85.31	6.781	14:42:19.349	
2 -	1:18.956	39.840	1:58.796 (2)	89.97	0.304	14:44:18.145	
3 -	1:19.087	39.838	1:58.925 (3)	89.87	0.433	14:46:17.070	
4 -	<b>1:18.753</b>	39.739	<b>1:58.492 (1)</b>	<b>90.20</b>		<b>14:48:15.562</b>	
5 -	1:19.284	40.026	1:59.310	89.58	0.818	14:50:14.872	
6 -	1:19.457	39.906	1:59.363	89.54	0.871	14:52:14.235	
7 -	1:19.128	39.926	1:59.054	89.77	0.562	14:54:13.289	
8 -	1:19.045	40.035	1:59.080	89.75	0.588	14:56:12.369	

# BMCRC - MRO Championships 2023 - Rnd 7 @ Snetterton

## Reactive Parts MRO Powerbikes inc Clubman 1000

### RACE 9 - SECTOR ANALYSIS



SECTOR 1 = FL to I1, SECTOR 2 = I1 to FL, DIFF = Difference To Personal Best Lap, P = Crossed Finish Line in Pit Lane, D = Time Disallowed

P6 188		Dawid KRAWIECKI		Yamaha R1 - Code Blue LTD & D A East Electrical			
IDEAL LAP TIME : 1:57.567		BEST LAP TIME : 1:57.652		DIFFERENCE : 0.085			
LAP	SECTOR 1	SECTOR 2	LAP TIME	MPH	DIFF	TIME OF DAY	
1 -		40.415	2:07.515	83.81	9.863	14:42:21.591	
2 -	1:19.790	40.358	2:00.148	88.95	2.496	14:44:21.739	
3 -	1:19.878	39.728	1:59.606	89.36	1.954	14:46:21.345	
4 -	1:18.425	<b>39.322</b>	1:57.747 (2)	90.77	0.095	14:48:19.092	
5 -	<b>1:18.245</b>	39.407	<b>1:57.652 (1)</b>	<b>90.84</b>		<b>14:50:16.744</b>	
6 -	1:19.015	39.427	1:58.442	90.23	0.790	14:52:15.186	
7 -	1:18.631	39.720	1:58.351 (3)	90.30	0.699	14:54:13.537	
8 -	1:19.029	40.084	1:59.113	89.73	1.461	14:56:12.650	

P7 77 C		Thomas BENSTED		Yamaha R1 - Significant Debt Racing			
IDEAL LAP TIME : 1:58.061		BEST LAP TIME : 1:58.272		DIFFERENCE : 0.211			
LAP	SECTOR 1	SECTOR 2	LAP TIME	MPH	DIFF	TIME OF DAY	
1 -		40.638	2:07.351	83.92	9.079	14:42:21.427	
2 -	1:19.770	40.502	2:00.272	88.86	2.000	14:44:21.699	
3 -	1:19.461	40.143	1:59.604 (3)	89.36	1.332	14:46:21.303	
4 -	1:19.674	40.048	1:59.722	89.27	1.450	14:48:21.025	
5 -	1:19.887	40.133	2:00.020	89.05	1.748	14:50:21.045	
6 -	1:18.971	<b>39.301</b>	<b>1:58.272 (1)</b>	<b>90.36</b>		<b>14:52:19.317</b>	
7 -	<b>1:18.760</b>	39.692	1:58.452 (2)	90.23	0.180	14:54:17.769	
8 -	1:19.404	40.803	2:00.207	88.91	1.935	14:56:17.976	

P8 60		Jack YOUNGE		Kawasaki ZX10R - Chase Timber products			
IDEAL LAP TIME : 1:58.979		BEST LAP TIME : 1:59.074		DIFFERENCE : 0.095			
LAP	SECTOR 1	SECTOR 2	LAP TIME	MPH	DIFF	TIME OF DAY	
1 -		40.584	2:06.833	84.26	7.759	14:42:20.909	
2 -	1:19.967	40.717	2:00.684	88.56	1.610	14:44:21.593	
3 -	1:20.062	40.091	2:00.153	88.95	1.079	14:46:21.746	
4 -	1:19.604	<b>39.796</b>	1:59.400 (3)	89.51	0.326	14:48:21.146	
5 -	1:19.798	40.410	2:00.208	88.91	1.134	14:50:21.354	
6 -	1:19.327	40.663	1:59.990	89.07	0.916	14:52:21.344	
7 -	<b>1:19.183</b>	39.891	<b>1:59.074 (1)</b>	<b>89.75</b>		<b>14:54:20.418</b>	
8 -	1:19.456	39.889	1:59.345 (2)	89.55	0.271	14:56:19.763	

P9 15 C		Duncan BEDWELL		Kawasaki ZX10R - Connected to homes LTD			
IDEAL LAP TIME : 1:58.771		BEST LAP TIME : 1:58.771		DIFFERENCE : 0.000			
LAP	SECTOR 1	SECTOR 2	LAP TIME	MPH	DIFF	TIME OF DAY	
1 -		40.215	2:09.435	82.57	10.664	14:42:23.511	
2 -	1:19.910	40.571	2:00.481	88.71	1.710	14:44:23.992	
3 -	1:20.372	40.229	2:00.601	88.62	1.830	14:46:24.593	
4 -	1:20.354	40.468	2:00.822	88.46	2.051	14:48:25.415	
5 -	1:19.962	40.399	2:00.361 (3)	88.80	1.590	14:50:25.776	
6 -	1:20.866	39.698	2:00.564	88.65	1.793	14:52:26.340	
7 -	<b>1:19.116</b>	<b>39.655</b>	<b>1:58.771 (1)</b>	<b>89.98</b>		<b>14:54:25.111</b>	
8 -	1:19.219	40.038	1:59.257 (2)	89.62	0.486	14:56:24.368	

P10 224 C		Lee HEALEY		Suzuki GSXR 1000R - Wilvin UK Ltd / Uniq3 Projects Ltd			
IDEAL LAP TIME : 1:59.517		BEST LAP TIME : 1:59.517		DIFFERENCE : 0.000			
LAP	SECTOR 1	SECTOR 2	LAP TIME	MPH	DIFF	TIME OF DAY	
1 -		40.746	2:07.434	83.87	7.917	14:42:21.510	
2 -	1:20.766	40.202	2:00.968	88.35	1.451	14:44:22.478	
3 -	1:20.638	39.732	2:00.370 (3)	88.79	0.853	14:46:22.848	
4 -	1:20.390	39.842	2:00.232 (2)	88.89	0.715	14:48:23.080	
5 -	1:21.253	40.306	2:01.559	87.92	2.042	14:50:24.639	
6 -	1:21.861	40.227	2:02.088	87.54	2.571	14:52:26.727	
7 -	<b>1:19.824</b>	<b>39.693</b>	<b>1:59.517 (1)</b>	<b>89.42</b>		<b>14:54:26.244</b>	
8 -	1:21.122	40.338	2:01.460	87.99	1.943	14:56:27.704	

# BMCRC - MRO Championships 2023 - Rnd 7 @ Snetterton

## Reactive Parts MRO Powerbikes inc Clubman 1000

### RACE 9 - SECTOR ANALYSIS



SECTOR 1 = FL to I1, SECTOR 2 = I1 to FL, DIFF = Difference To Personal Best Lap, P = Crossed Finish Line in Pit Lane, D = Time Disallowed

P11 79		Jason BURRILL		BMW M1000RR -		
IDEAL LAP TIME : 1:59.882		BEST LAP TIME : 2:00.162		DIFFERENCE : 0.280		
LAP	SECTOR 1	SECTOR 2	LAP TIME	MPH	DIFF	TIME OF DAY
1 -		40.212	2:08.173	83.38	8.011	14:42:22.249
2 -	1:20.589	40.490	2:01.079	88.27	0.917	14:44:23.328
3 -	1:20.285	<b>40.077</b>	2:00.362 (2)	88.79	0.200	14:46:23.690
4 -	1:20.246	40.341	2:00.587	88.63	0.425	14:48:24.277
5 -	1:20.175	40.721	2:00.896	88.40	0.734	14:50:25.173
6 -	1:22.065	40.505	2:02.570	87.19	2.408	14:52:27.743
7 -	1:20.074	40.088	<b>2:00.162 (1)</b>	<b>88.94</b>		<b>14:54:27.905</b>
8 -	<b>1:19.805</b>	40.567	2:00.372 (3)	88.79	0.210	14:56:28.277

P12 22		Phil ROOKE		Kawasaki ZX10RR - Fly a spitfire biggin hill		
IDEAL LAP TIME : 1:59.287		BEST LAP TIME : 1:59.957		DIFFERENCE : 0.670		
LAP	SECTOR 1	SECTOR 2	LAP TIME	MPH	DIFF	TIME OF DAY
1 -		40.722	2:09.676	82.42	9.719	14:42:23.752
2 -	1:21.036	40.186	2:01.222	88.16	1.265	14:44:24.974
3 -	1:20.610	40.199	2:00.809	88.47	0.852	14:46:25.783
4 -	1:20.835	40.615	2:01.450	88.00	1.493	14:48:27.233
5 -	1:20.947	<b>39.973</b>	2:00.920	88.38	0.963	14:50:28.153
6 -	1:20.169	40.278	2:00.447 (3)	88.73	0.490	14:52:28.600
7 -	1:19.961	40.110	2:00.071 (2)	89.01	0.114	14:54:28.671
8 -	<b>1:19.314</b>	40.643	<b>1:59.957 (1)</b>	<b>89.09</b>		<b>14:56:28.628</b>

P13 30 C		Alex PENRICE		Yamaha R1 - AP Motorcycles		
IDEAL LAP TIME : 2:01.088		BEST LAP TIME : 2:01.482		DIFFERENCE : 0.394		
LAP	SECTOR 1	SECTOR 2	LAP TIME	MPH	DIFF	TIME OF DAY
1 -		40.768	2:09.977	82.23	8.495	14:42:24.053
2 -	1:21.071	<b>40.448</b>	2:01.519 (2)	87.95	0.037	14:44:25.572
3 -	<b>1:20.640</b>	40.842	<b>2:01.482 (1)</b>	<b>87.98</b>		<b>14:46:27.054</b>
4 -	1:21.126	40.713	2:01.839	87.72	0.357	14:48:28.893
5 -	1:20.952	40.679	2:01.631 (3)	87.87	0.149	14:50:30.524
6 -	1:21.192	41.271	2:02.463	87.27	0.981	14:52:32.987
7 -	1:21.263	40.521	2:01.784	87.76	0.302	14:54:34.771
8 -	1:21.273	41.163	2:02.436	87.29	0.954	14:56:37.207

P14 63		Matthew WREN		Suzuki GSXR - TBR performance		
IDEAL LAP TIME : 2:01.365		BEST LAP TIME : 2:01.524		DIFFERENCE : 0.159		
LAP	SECTOR 1	SECTOR 2	LAP TIME	MPH	DIFF	TIME OF DAY
1 -		40.694	2:10.876	81.66	9.352	14:42:24.952
2 -	1:21.969	41.151	2:03.120	86.81	1.596	14:44:28.072
3 -	1:22.134	40.917	2:03.051	86.85	1.527	14:46:31.123
4 -	1:21.669	40.772	2:02.441	87.29	0.917	14:48:33.564
5 -	1:20.712	40.827	2:01.539 (2)	87.93	0.015	14:50:35.103
6 -	<b>1:20.690</b>	40.834	<b>2:01.524 (1)</b>	<b>87.95</b>		<b>14:52:36.627</b>
7 -	1:20.992	41.002	2:01.994 (3)	87.61	0.470	14:54:38.621
8 -	1:21.445	<b>40.675</b>	2:02.120	87.52	0.596	14:56:40.741

P15 100 C		Antony HUNTER		Kawasaki ZX10R - Uncletoms motoring centre		
IDEAL LAP TIME : 1:59.758		BEST LAP TIME : 1:59.827		DIFFERENCE : 0.069		
LAP	SECTOR 1	SECTOR 2	LAP TIME	MPH	DIFF	TIME OF DAY
1 -		40.668	2:11.330	81.38	11.503	14:42:25.406
2 -	1:22.779	40.414	2:03.193	86.75	3.366	14:44:28.599
3 -	1:21.903	40.949	2:02.852 (3)	86.99	3.025	14:46:31.451
4 -	1:22.225	41.260	2:03.485	86.55	3.658	14:48:34.936
5 -	<b>1:19.882</b>	40.628	2:00.510 (2)	88.69	0.683	14:50:35.446
6 -	1:23.549	41.423	2:04.972	85.52	5.145	14:52:40.418
7 -	1:19.951	<b>39.876</b>	<b>1:59.827 (1)</b>	<b>89.19</b>		<b>14:54:40.245</b>
8 -	1:22.881	41.553	2:04.434	85.89	4.607	14:56:44.679

# BMCRC - MRO Championships 2023 - Rnd 7 @ Snetterton

## Reactive Parts MRO Powerbikes inc Clubman 1000

### RACE 9 - SECTOR ANALYSIS



SECTOR 1 = FL to I1, SECTOR 2 = I1 to FL, DIFF = Difference To Personal Best Lap, P = Crossed Finish Line in Pit Lane, D = Time Disallowed

P16 39 Austen WEBSTER		Kawasaki ZX10R - Ace Motorcycles				
IDEAL LAP TIME : 2:02.263		BEST LAP TIME : 2:02.263		DIFFERENCE : 0.000		
LAP	SECTOR 1	SECTOR 2	LAP TIME	MPH	DIFF	TIME OF DAY
1 -		42.068	2:14.226	79.62	11.963	14:42:28.302
2 -	1:23.502	42.292	2:05.794	84.96	3.531	14:44:34.096
3 -	1:22.101	41.514	2:03.615	86.46	1.352	14:46:37.711
4 -	1:22.676	41.084	2:03.760	86.36	1.497	14:48:41.471
5 -	<b>1:21.294</b>	<b>40.969</b>	<b>2:02.263 (1)</b>	<b>87.41</b>		<b>14:50:43.734</b>
6 -	1:22.510	40.985	2:03.495	86.54	1.232	14:52:47.229
7 -	1:22.208	41.226	2:03.434 (3)	86.58	1.171	14:54:50.663
8 -	1:21.791	41.086	2:02.877 (2)	86.98	0.614	14:56:53.540

P17 91 C Chris TAYLOR		BMW S1000RR - Cam Civils and Landscaping LTD				
IDEAL LAP TIME : 2:01.446		BEST LAP TIME : 2:01.827		DIFFERENCE : 0.381		
LAP	SECTOR 1	SECTOR 2	LAP TIME	MPH	DIFF	TIME OF DAY
1 -		40.994	2:11.611	81.20	9.784	14:42:25.687
2 -	1:21.541	51.260	2:12.801	80.48	10.974	14:44:38.488
3 -	1:24.129	41.566	2:05.695	85.03	3.868	14:46:44.183
4 -	1:22.926	41.875	2:04.801	85.64	2.974	14:48:48.984
5 -	<b>1:21.113</b>	40.714	<b>2:01.827 (1)</b>	<b>87.73</b>		<b>14:50:50.811</b>
6 -	1:21.871	<b>40.333</b>	2:02.204 (2)	87.46	0.377	14:52:53.015
7 -	1:21.693	40.783	2:02.476 (3)	87.26	0.649	14:54:55.491
8 -	1:22.052	41.435	2:03.487	86.55	1.660	14:56:58.978

P18 10 C Daniel MERCER		Honda CBR1000RR - Merc&Co Racing				
IDEAL LAP TIME : 2:04.235		BEST LAP TIME : 2:04.287		DIFFERENCE : 0.052		
LAP	SECTOR 1	SECTOR 2	LAP TIME	MPH	DIFF	TIME OF DAY
1 -		41.795	2:14.729	79.33	10.442	14:42:28.805
2 -	1:24.143	42.002	2:06.145	84.72	1.858	14:44:34.950
3 -	1:23.290	<b>41.568</b>	2:04.858 (3)	85.60	0.571	14:46:39.808
4 -	<b>1:22.667</b>	41.620	<b>2:04.287 (1)</b>	<b>85.99</b>		<b>14:48:44.095</b>
5 -	1:23.573	42.184	2:05.757	84.98	1.470	14:50:49.852
6 -	1:23.931	41.945	2:05.876	84.90	1.589	14:52:55.728
7 -	1:23.166	41.887	2:05.053	85.46	0.766	14:55:00.781
8 -	1:22.731	41.962	2:04.693 (2)	85.71	0.406	14:57:05.474

P19 333 Andrew HOUGHTON		BMW S1000RR - Bahnstomer BMW				
IDEAL LAP TIME : 2:03.427		BEST LAP TIME : 2:03.427		DIFFERENCE : 0.000		
LAP	SECTOR 1	SECTOR 2	LAP TIME	MPH	DIFF	TIME OF DAY
1 -		42.271	2:16.259	78.43	12.832	14:42:30.335
2 -	1:22.986	42.043	2:05.029	85.48	1.602	14:44:35.364
3 -	1:23.335	41.400	2:04.735	85.68	1.308	14:46:40.099
4 -	1:22.904	41.274	2:04.178 (3)	86.07	0.751	14:48:44.277
5 -	1:22.489	41.260	2:03.749 (2)	86.36	0.322	14:50:48.026
6 -	<b>1:22.172</b>	<b>41.255</b>	<b>2:03.427 (1)</b>	<b>86.59</b>		<b>14:52:51.453</b>
7 -	1:29.953	42.610	2:12.563	80.62	9.136	14:55:04.016
8 -	1:24.411	41.977	2:06.388	84.56	2.961	14:57:10.404

P20 46 C Simon GATES		Yamaha YZF R1 - T.A Roden LTD / Canine Plus Hydro				
IDEAL LAP TIME : 2:04.238		BEST LAP TIME : 2:04.526		DIFFERENCE : 0.288		
LAP	SECTOR 1	SECTOR 2	LAP TIME	MPH	DIFF	TIME OF DAY
1 -		42.387	2:16.210	78.46	11.684	14:42:30.286
2 -	1:24.585	42.844	2:07.429	83.87	2.903	14:44:37.715
3 -	1:24.385	41.487	2:05.872	84.91	1.346	14:46:43.587
4 -	1:23.259	42.700	2:05.959	84.85	1.433	14:48:49.546
5 -	1:23.272	41.991	2:05.263 (3)	85.32	0.737	14:50:54.809
6 -	1:23.098	<b>41.428</b>	<b>2:04.526 (1)</b>	<b>85.83</b>		<b>14:52:59.335</b>
7 -	<b>1:22.810</b>	42.356	2:05.166 (2)	85.39	0.640	14:55:04.501
8 -	1:24.280	41.919	2:06.199	84.69	1.673	14:57:10.700

# BMCRC - MRO Championships 2023 - Rnd 7 @ Snetterton

## Reactive Parts MRO Powerbikes inc Clubman 1000

### RACE 9 - SECTOR ANALYSIS



SECTOR 1 = FL to I1, SECTOR 2 = I1 to FL, DIFF = Difference To Personal Best Lap, P = Crossed Finish Line in Pit Lane, D = Time Disallowed

<b>P21 229 C</b>		<b>David JAMES</b>		Yamaha R1 -			
IDEAL LAP TIME : 2:06.478		BEST LAP TIME : 2:06.478		DIFFERENCE : 0.000			
LAP	SECTOR 1	SECTOR 2	LAP TIME	MPH	DIFF	TIME OF DAY	
1 -		42.453	2:15.970	78.60	9.492	14:42:30.046	
2 -	1:24.624	42.902	2:07.526 (3)	83.81	1.048	14:44:37.572	
3 -	1:25.467	42.861	2:08.328	83.28	1.850	14:46:45.900	
4 -	1:24.874	42.735	2:07.609	83.75	1.131	14:48:53.509	
5 -	1:24.638	42.889	2:07.527	83.81	1.049	14:51:01.036	
<b>6 -</b>	<b>1:24.029</b>	<b>42.449</b>	<b>2:06.478 (1)</b>	<b>84.50</b>		<b>14:53:07.514</b>	
7 -	1:24.258	42.894	2:07.152 (2)	84.05	0.674	14:55:14.666	
8 -	1:24.840	42.773	2:07.613	83.75	1.135	14:57:22.279	

<b>P22 261 C</b>		<b>Roberto Di GREGORIO</b>		Ducati 899 PANIGALE - Physio Healthy			
IDEAL LAP TIME : 2:07.864		BEST LAP TIME : 2:07.864		DIFFERENCE : 0.000			
LAP	SECTOR 1	SECTOR 2	LAP TIME	MPH	DIFF	TIME OF DAY	
1 -		43.794	2:19.671	76.52	11.807	14:42:33.747	
2 -	1:27.531	43.828	2:11.359	81.36	3.495	14:44:45.106	
3 -	1:27.550	43.479	2:11.029	81.57	3.165	14:46:56.135	
4 -	1:26.442	43.090	2:09.532	82.51	1.668	14:49:05.667	
5 -	1:25.834	42.638	2:08.472 (3)	83.19	0.608	14:51:14.139	
6 -	1:26.377	42.931	2:09.308	82.65	1.444	14:53:23.447	
7 -	1:25.699	42.713	2:08.412 (2)	83.23	0.548	14:55:31.859	
<b>8 -</b>	<b>1:25.290</b>	<b>42.574</b>	<b>2:07.864 (1)</b>	<b>83.58</b>		<b>14:57:39.723</b>	

<b>P23 78 C</b>		<b>Jamie THOMAS</b>		Suzuki GSXR 1000 - Team RubyRacing DART Motorsport			
IDEAL LAP TIME : 2:03.187		BEST LAP TIME : 2:03.840		DIFFERENCE : 0.653			
LAP	SECTOR 1	SECTOR 2	LAP TIME	MPH	DIFF	TIME OF DAY	
1 -		42.202	2:14.011	79.75	10.171	14:42:28.087	
2 -	1:23.279	IN PIT	2:58.734 P	59.79	54.894	14:45:26.821	
3 -	OUTLAP	<b>40.938</b>	2:06.959	84.18	3.119	14:47:33.780	
<b>4 -</b>	<b>1:22.249</b>	41.591	<b>2:03.840 (1)</b>	<b>86.30</b>		<b>14:49:37.620</b>	
5 -	1:24.024	41.544	2:05.568 (2)	85.11	1.728	14:51:43.188	

# BMCRC - MRO Championships 2023 - Rnd 7 @ Snetterton

## Reactive Parts MRO Powerbikes inc Clubman 1000

### RACE 9 - BEST SECTORS

SECTOR 1			SECTOR 2			IDEAL / BEST COMPARISON						
POS	NO	NAME	TIME	NO	NAME	TIME	POS	NO	NAME	IDEAL	BEST	DIFF
									<b>PERFECT LAP</b>	<b>1:55.169</b>		
1	26	WAINWRIGHT	1:16.580	48	WILSON	38.589	1	26	WAINWRIGHT	1:55.287	1:55.305	0.018
2	48	WILSON	1:16.883	26	WAINWRIGHT	38.707	2	48	WILSON	1:55.472	1:55.725	0.253
3	29	GALLINGTON	1:17.739	29	GALLINGTON	38.823	3	29	GALLINGTON	1:56.562	1:56.562	0.000
4	188	KRAWIECKI	1:18.245	77	BENSTED	39.301	4	188	KRAWIECKI	1:57.567	1:57.652	0.085
5	37	GROVER	1:18.560	188	KRAWIECKI	39.322	5	37	GROVER	1:57.983	1:58.229	0.246
6	2	BAKER	1:18.753	2	BAKER	39.335	6	77	BENSTED	1:58.061	1:58.272	0.211
7	77	BENSTED	1:18.760	37	GROVER	39.423	7	2	BAKER	1:58.088	1:58.492	0.404
8	15	BEDWELL	1:19.116	15	BEDWELL	39.655	8	15	BEDWELL	1:58.771	1:58.771	0.000
9	60	YOUNGE	1:19.183	224	HEALEY	39.693	9	60	YOUNGE	1:58.979	1:59.074	0.095
10	22	ROOKE	1:19.314	60	YOUNGE	39.796	10	22	ROOKE	1:59.287	1:59.957	0.670
11	79	BURRILL	1:19.805	100	HUNTER	39.876	11	224	HEALEY	1:59.517	1:59.517	0.000
12	224	HEALEY	1:19.824	22	ROOKE	39.973	12	100	HUNTER	1:59.758	1:59.827	0.069
13	100	HUNTER	1:19.882	79	BURRILL	40.077	13	79	BURRILL	1:59.882	2:00.162	0.280
14	30	PENRICE	1:20.640	91	TAYLOR	40.333	14	30	PENRICE	2:01.088	2:01.482	0.394
15	63	WREN	1:20.690	30	PENRICE	40.448	15	63	WREN	2:01.365	2:01.524	0.159
16	91	TAYLOR	1:21.113	63	WREN	40.675	16	91	TAYLOR	2:01.446	2:01.827	0.381
17	39	WEBSTER	1:21.294	78	THOMAS	40.938	17	39	WEBSTER	2:02.263	2:02.263	0.000
18	333	HOUGHTON	1:22.172	39	WEBSTER	40.969	18	78	THOMAS	2:03.187	2:03.840	0.653
19	78	THOMAS	1:22.249	333	HOUGHTON	41.255	19	333	HOUGHTON	2:03.427	2:03.427	0.000
20	10	MERCER	1:22.667	46	GATES	41.428	20	10	MERCER	2:04.235	2:04.287	0.052
21	46	GATES	1:22.810	10	MERCER	41.568	21	46	GATES	2:04.238	2:04.526	0.288
22	229	JAMES	1:24.029	229	JAMES	42.449	22	229	JAMES	2:06.478	2:06.478	0.000
23	261	GREGORIO	1:25.290	261	GREGORIO	42.574	23	261	GREGORIO	2:07.864	2:07.864	0.000

# BMCRC - MRO Championships 2023 - Rnd 7 @ Snetterton

Reactive Parts MRO Powerbikes inc Clubman 1000

## RACE 9 - STATISTICS

**Competitors Started** 23  
**Planned Start** 2023-09-02 @ 14:40:00.000  
**Actual Start** 2023-09-02 @ 14:40:14.075  
**Finish Time** 2023-09-02 @ 14:55:48.858  
**Track Length** 2.9689mi.  
**Total Laps** 181  
**Total Distance Covered** 537.3729mi.

### Session Fastest Lap History

NO	CL	NAME	LAP TIME	TIME OF DAY	LAP	VEHICLE
48		Nicky WILSON	1:56.547	14:44:13.214	2	Suzuki GSXR 1000
26		Josh WAINWRIGHT	1:56.453	14:44:13.582	2	Honda CBR1000
48		Nicky WILSON	1:55.783	14:46:08.997	3	Suzuki GSXR 1000
48		Nicky WILSON	1:55.725	14:48:04.722	4	Suzuki GSXR 1000
26		Josh WAINWRIGHT	1:55.305	14:48:05.031	4	Honda CBR1000

### Session Leader History

NO	CL	NAME	FROM LAP	LAPS LED	DISTANCE	VEHICLE
48		Nicky WILSON	1	7	20.78 miles	Suzuki GSXR 1000
26		Josh WAINWRIGHT	8	1	2.96 miles	Honda CBR1000

### Flag History

TYPE	TIME OF DAY
GREEN	14:40:14.075
FINISH	14:55:48.858

### Flag Statistics

TYPE	COUNT	TOTAL LAPS	TOTAL TIME
Green	1	8	17:32.177
Red	0	0	0.000
Safety Car	0	0	0.000
FCY	0	0	0.000



# BMCRC - MRO Championships 2023 - Rnd 7 @ Snetterton

Reactive Parts MRO Powerbikes inc Clubman 1000

## RACE 9 - STATISTICS

CLASS :

11 Starters

### Fastest Lap History

NO	NAME	LAP TIME	TIME OF DAY	LAP	VEHICLE
48	Nicky WILSON	1:56.547	14:44:13.214	2	Suzuki GSXR 1000
26	Josh WAINWRIGHT	1:56.453	14:44:13.582	2	Honda CBR1000
48	Nicky WILSON	1:55.783	14:46:08.997	3	Suzuki GSXR 1000
48	Nicky WILSON	1:55.725	14:48:04.722	4	Suzuki GSXR 1000
26	Josh WAINWRIGHT	1:55.305	14:48:05.031	4	Honda CBR1000

### Leader History

NO	NAME	FROM LAP	LAPS LED	DISTANCE	VEHICLE
48	Nicky WILSON	1	7	20.78 miles	Suzuki GSXR 1000
26	Josh WAINWRIGHT	8	1	2.96 miles	Honda CBR1000

# BMCRC - MRO Championships 2023 - Rnd 7 @ Snetterton

Reactive Parts MRO Powerbikes inc Clubman 1000

## RACE 9 - STATISTICS

**CLASS : C**

12 Starters

### Fastest Lap History

NO	NAME	LAP TIME	TIME OF DAY	LAP	VEHICLE
37	Clayton GROVER	1:58.229	14:44:18.131	2	Yamaha R1

### Leader History

NO	NAME	FROM LAP	LAPS LED	DISTANCE	VEHICLE
37	Clayton GROVER	1	8	23.75 miles	Yamaha R1



# BMCRC - MRO Championships 2023 - Rnd 7 @ Snetterton

## Reactive Parts MRO Powerbikes inc Clubman 1000

### RACE 9 - GRID (8 Laps)



ROW 9	26	89	Craig SHARMAN	25	52	Scott FORBES-COWDRY			
ROW 8	24	75	Bradley WILLIAMS	23	261	Roberto Di GREGORIO	22	229	David JAMES
ROW 7	21	46	Simon GATES	20	10	Daniel MERCER	19	78	Jamie THOMAS
ROW 6	18	333	Andrew HOUGHTON	17	39	Austen WEBSTER	16	91	Chris TAYLOR
ROW 5	15	63	Matthew WREN	14	30	Alex PENRICE	13	79	Jason BURRILL
ROW 4	12	22	Phil ROOKE	11	100	Antony HUNTER	10	224	Lee HEALEY
ROW 3	9	60	Jack YOUNGE	8	15	Duncan BEDWELL	7	2	Peter BAKER
ROW 2	6	77	Thomas BENSTED	5	37	Clayton GROVER	4	188	Dawid KRAWIECKI
ROW 1	3	29	Paul GALLINGTON	2	48	Nicky WILSON	1	26	Josh WAINWRIGHT
<b>Pole</b>									

Snetterton 300: 2.9689 miles

These results are provisional until the conclusion of any judicial and technical matters.

Clerk Of Course :	Stewards :	Timekeeper : <i>Craig Smith</i>
-------------------	------------	------------------------------------

Results can be found at [www.tsl-timing.com](http://www.tsl-timing.com)

Printed - 15:02 Saturday, 02 September 2023





# BMCRC - MRO Championships 2023 - Rnd 7 @ Snetterton

## Reactive Parts MRO Powerbikes inc Clubman 1000



### RACE 9 - CLASSIFICATION

POS	NO	CL	PIC NAME	ENTRY	LAPS	TIME	GAP	DIFF	MPH	BEST	ON
1	26		1 Josh WAINWRIGHT	Honda CBR1000 - JW MOT Centre	8	15:27.140			92.22	1:53.561	2
2	48		2 Nicky WILSON	Suzuki GSXR 1000 - Demon GP/Haslemere Motorcy	8	15:35.322	8.182	8.182	91.41	1:54.780	2
3	29		3 Paul GALLINGTON	Honda CBR1000 - More moto	8	15:42.610	15.470	7.288	90.71	1:56.290	4
4	2		4 Peter BAKER	Kawasaki ZX10R - TJ & Peter Baker M/C	8	15:51.481	24.341	8.871	89.86	1:57.802	2
5	77	C	1 Thomas BENSTED	Yamaha R1 - Significant Debt Racing	8	15:53.538	26.398	2.057	89.67	1:58.027	7
6	60		5 Jack YOUNGE	Kawasaki ZX10R - Chase Timber products	8	15:59.481	32.341	5.943	89.11	1:57.719	6
7	224	C	2 Lee HEALEY	Suzuki GSXR 1000R - Wilvin UK Ltd / Uniq3 Project	8	16:15.836	48.696	16.355	87.62	1:59.956	6
8	30	C	3 Alex PENRICE	Yamaha R1 - AP Motorcycles	8	16:15.852	48.712	0.016	87.62	2:00.636	6
9	100	C	4 Antony HUNTER	Kawasaki ZX10R - Uncletoms motoring centre	8	16:19.500	52.360	3.648	87.29	1:59.730	7
10	22		6 Phil ROOKE	Kawasaki ZX10RR - Fly a spitfire biggin hill	8	16:32.105	1:04.965	12.605	86.18	2:01.842	4
11	39		7 Austen WEBSTER	Kawasaki ZX10R - Ace Motorcycles	8	16:32.440	1:05.300	0.335	86.15	2:01.566	2
12	46	C	5 Simon GATES	Yamaha YZF R1 - T.A Roden LTD / Canine Plus Hyc	8	16:33.584	1:06.444	1.144	86.05	2:02.085	8
13	91	C	6 Chris TAYLOR	BMW S1000RR - Cam Civils and Landscaping LTD	8	16:34.280	1:07.140	0.696	85.99	2:00.964	3
14	333		8 Andrew HOUGHTON	BMW S1000RR - Bahnstormer BMW	8	16:36.296	1:09.156	2.016	85.82	2:02.090	8
15	10	C	7 Daniel MERCER	Honda CBR1000RR - Merc&Co Racing	8	16:44.277	1:17.137	7.981	85.14	2:02.109	8
16	52	C	8 Scott FORBES-COWDRY	Kawasaki ZX10R - Lincolnshire landscaping service	8	16:46.588	1:19.448	2.311	84.94	2:03.470	6
17	229	C	9 David JAMES	Yamaha R1 -	8	16:49.677	1:22.537	3.089	84.68	2:03.854	2
18	89	C	10 Craig SHARMAN	Kawasaki Z900 - MSS Performance	8	17:17.948	1:50.808	28.271	82.37	2:06.992	7
19	261	C	11 Roberto Di GREGORIO	Ducati 899 PANIGALE - Physio Healthy	8	17:18.175	1:51.035	0.227	82.36	2:06.263	8

#### NOT CLASSIFIED

DNF	63		Matthew WREN	Suzuki GSXR - TBR performance	4	8:12.192	4 Laps	4 Laps	86.86	2:00.857	2
DNF	188		Dawid KRAWIECKI	Yamaha R1 - Code Blue LTD & D A East Electrical	4	8:21.384	4 Laps	9.192	85.26	1:57.599	3
DNF	15	C	Duncan BEDWELL	Kawasaki ZX10R - Connected to homes LTD	3	6:02.201	5 Laps	1 Lap	88.52	1:57.907	3
DNF	78	C	Jamie THOMAS	Suzuki GSXR 1000 - Team RubyRacing DART Moto	1	2:13.477	7 Laps	2 Laps	80.07		
DNF	37	C	Clayton GROVER	Yamaha R1 - Grover stunts	0						
DNF	75	C	Bradley WILLIAMS	Yamaha R1 - Bears pool and snooker	0						

#### FASTEST LAP

26	Josh WAINWRIGHT	Honda CBR1000 - JW MOT Centre	2	1:53.561	94.11 mph	151.46 kph
15	C Duncan BEDWELL	Kawasaki ZX10R - Connected to homes LTD	3	1:57.907	90.64 mph	145.88 kph

Class - 92.5% of Race Speed = 85.30 mph  
 Class C - 92.5% of Race Speed = 82.94 mph

Weather / Track : Cloudy / Dry

These results are provisional until the conclusion of any judicial and technical matters.

Race Distance: 8 Laps / 23.75 miles

Snetterton 300: 2.9689 miles

Date: 03/09/2023 Start: 12:18 Finish: 12:34

Clerk Of Course :	Stewards :	Timekeeper : <i>Craig Smith</i>
-------------------	------------	------------------------------------

Results can be found at [www.tsl-timing.com](http://www.tsl-timing.com)

Printed - 12:36 Sunday, 03 September 2023



# BMCRC - MRO Championships 2023 - Rnd 7 @ Snetterton

## Reactive Parts MRO Powerbikes inc Clubman 1000

### RACE 9 - LAP CHART

#### LAP 1 @ 12:20:33.356

NO	BEHIND	LAP TIME
26		1:59.345
48	1.120	2:00.465
29	3.892	2:03.237
2	4.065	2:03.410
77	5.535	2:04.880
15	6.379	2:05.724
60	6.972	2:06.317
22	7.826	2:07.171
224	8.051	2:07.396
30	9.009	2:08.354
63	10.176	2:09.521
100	10.243	2:09.588
91	10.932	2:10.277
46	12.314	2:11.659
52	13.378	2:12.723
39	13.767	2:13.112
333	14.027	2:13.372
78	14.132	2:13.477
229	15.200	2:14.545
10	15.573	2:14.918
89	18.484	2:17.829
261	18.878	2:18.223
188	28.625	2:27.970

#### LAP 2 @ 12:22:26.917

NO	BEHIND	LAP TIME
26		1:53.561
48	2.339	1:54.780
29	6.913	1:56.582
2	8.306	1:57.802
77	10.827	1:58.853
15	11.388	1:58.570
60	12.250	1:58.839
224	15.535	2:01.045
30	16.192	2:00.744
22	16.455	2:02.190
63	17.472	2:00.857
100	18.390	2:01.708
91	18.827	2:01.456
46	21.282	2:02.529
39	21.772	2:01.566
333	23.788	2:03.322
229	25.493	2:03.854
52	25.743	2:05.926
10	27.418	2:05.406
188	32.729	1:57.665
89	34.744	2:09.821
261	36.285	2:10.968

#### LAP 3 @ 12:24:20.676

NO	BEHIND	LAP TIME
26		1:53.759
48	4.083	1:55.503
29	9.505	1:56.351
2	12.755	1:58.208
77	15.168	1:58.100
15	15.536	1:57.907
60	16.438	1:57.947
224	23.629	2:01.853
30	23.941	2:01.508
63	24.628	2:00.915
22	24.643	2:01.947

Weather / Track : Cloudy / Dry

Results can be found at [www.tsl-timing.com](http://www.tsl-timing.com)

100	25.107	2:00.476
91	26.032	2:00.964
39	30.029	2:02.016
46	30.774	2:03.251
333	33.962	2:03.933
188	36.569	1:57.599
229	36.929	2:05.195
52	37.258	2:05.274
10	38.011	2:04.352
89	50.243	2:09.258
261	51.429	2:08.903

#### LAP 4 @ 12:26:15.355

NO	BEHIND	LAP TIME
26		1:54.679
48	5.333	1:55.929
29	11.116	1:56.290
2	16.309	1:58.233
77	18.926	1:58.437
60	19.968	1:58.209
30	30.397	2:01.135
224	30.504	2:01.554
63	30.848	2:00.899
22	31.806	2:01.842
100	32.646	2:02.218
91	36.586	2:05.233
39	37.291	2:01.941
46	38.506	2:02.411
188	40.040	1:58.150
333	43.523	2:04.240
229	47.847	2:05.597
52	48.023	2:05.444
10	48.163	2:04.831
89	1:05.050	2:09.486
261	1:05.452	2:08.702

#### LAP 5 @ 12:28:11.236

NO	BEHIND	LAP TIME
26		1:55.881
48	5.571	1:56.119
29	12.140	1:56.905
2	18.281	1:57.853
77	21.244	1:58.199
60	21.923	1:57.836
30	36.094	2:01.578
224	36.546	2:01.923
100	39.544	2:02.779
22	43.922	2:07.997
91	46.018	2:05.313
39	46.087	2:04.677
46	46.582	2:03.957
333	51.210	2:03.568
52	57.139	2:04.997
229	57.865	2:05.899
10	58.546	2:06.264
89	1:18.471	2:09.302
261	1:18.877	2:09.306

#### LAP 6 @ 12:30:07.564

NO	BEHIND	LAP TIME
26		1:56.328
48	5.972	1:56.729
29	13.606	1:57.794
2	20.517	1:58.564

60	23.314	1:57.719
77	23.799	1:58.883
224	40.174	1:59.956
30	40.402	2:00.636
100	43.721	2:00.505
22	52.146	2:04.552
39	52.542	2:02.783
91	54.347	2:04.657
46	54.631	2:04.377
333	58.149	2:03.267
52	1:04.281	2:03.470
10	1:06.133	2:03.915
229	1:06.149	2:04.612
261	1:29.821	2:07.272
89	1:29.839	2:07.696

#### LAP 7 @ 12:32:03.652

NO	BEHIND	LAP TIME
26		1:56.088
48	6.902	1:57.018
29	14.834	1:57.316
2	22.753	1:58.324
77	25.738	1:58.027
60	27.235	2:00.009
224	45.214	2:01.128
30	45.470	2:01.156
100	47.363	1:59.730
22	58.490	2:02.432
39	58.865	2:02.411
46	1:01.858	2:03.315
91	1:02.255	2:03.996
333	1:04.565	2:02.504
52	1:12.368	2:04.175
10	1:12.527	2:02.482
229	1:15.431	2:05.370
89	1:40.743	2:06.992
261	1:42.271	2:08.538

#### LAP 8 @ 12:34:01.151

NO	BEHIND	LAP TIME
26		1:57.499
48	8.182	1:58.779
29	15.470	1:58.135
2	24.341	1:59.087
77	26.398	1:58.159
60	32.341	2:02.605
224	48.696	2:00.981
30	48.712	2:00.741
100	52.360	2:02.496
22	1:04.965	2:03.974
39	1:05.300	2:03.934
46	1:06.444	2:02.085
91	1:07.140	2:02.384
333	1:09.156	2:02.090
10	1:17.137	2:02.109
52	1:19.448	2:04.579
229	1:22.537	2:04.605
89	1:50.808	2:07.564
261	1:51.035	2:06.263

Snetterton 300: 2.9689 miles  
Date: 03/09/2023 Start: 12:18 Finish: 12:34

Printed - 12:36 Sunday, 03 September 2023

# BMCRC - MRO Championships 2023 - Rnd 7 @ Snetterton

## Reactive Parts MRO Powerbikes inc Clubman 1000

### RACE 9 - POSITION CHART

No	Name	Lap Pos	Lap							
			1	2	3	4	5	6	7	8
26	WAINWRIGHT	1	26	26	26	26	26	26	26	26
48	WILSON	2	48	48	48	48	48	48	48	48
29	GALLINGTON	3	29	29	29	29	29	29	29	29
188	KRAWIECKI	4	2	2	2	2	2	2	2	2
37	GROVER	5	77	77	77	77	77	60	77	77
77	BENSTED	6	15	15	15	60	60	77	60	60
2	BAKER	7	60	60	60	30	30	224	224	224
15	BEDWELL	8	22	224	224	224	224	30	30	30
60	YOUNGE	9	224	30	30	63	100	100	100	100
224	HEALEY	10	30	22	63	22	22	22	22	22
100	HUNTER	11	63	63	22	100	91	39	39	39
22	ROOKE	12	100	100	100	91	39	91	46	46
30	PENRICE	13	91	91	91	39	46	46	91	91
63	WREN	14	46	46	39	46	333	333	333	333
91	TAYLOR	15	52	39	46	188	52	52	52	10
39	WEBSTER	16	39	333	333	333	229	10	10	52
333	HOUGHTON	17	333	229	188	229	10	229	229	229
78	THOMAS	18	78	52	229	52	89	261	89	89
10	MERCER	19	229	10	52	10	261	89	261	261
46	GATES	20	10	188	10	89				
229	JAMES	21	89	89	89	261				
261	GREGORIO	22	261	261	261					
75	WILLIAMS	23	188							
52	FORBES-COWDRY	24								
89	SHARMAN	25								

# BMCRC - MRO Championships 2023 - Rnd 7 @ Snetterton

## Reactive Parts MRO Powerbikes inc Clubman 1000

### RACE 9 - SECTOR ANALYSIS



SECTOR 1 = FL to I1, SECTOR 2 = I1 to FL, DIFF = Difference To Personal Best Lap, P = Crossed Finish Line in Pit Lane, D = Time Disallowed

P1 26		Josh WAINWRIGHT		Honda CBR1000 - JW MOT Centre			
IDEAL LAP TIME : 1:53.561		BEST LAP TIME : 1:53.561		DIFFERENCE : 0.000			
LAP	SECTOR 1	SECTOR 2	LAP TIME	MPH	DIFF	TIME OF DAY	
1 -		38.163	1:59.345	89.55	5.784	12:20:33.556	
2 -	<b>1:15.544</b>	<b>38.017</b>	<b>1:53.561 (1)</b>	<b>94.11</b>		<b>12:22:26.917</b>	
3 -	1:15.578	38.181	1:53.759 (2)	93.95	0.198	12:24:20.676	
4 -	1:16.367	38.312	1:54.679 (3)	93.19	1.118	12:26:15.355	
5 -	1:17.007	38.874	1:55.881	92.23	2.320	12:28:11.236	
6 -	1:17.428	38.900	1:56.328	91.87	2.767	12:30:07.564	
7 -	1:17.398	38.690	1:56.088	92.06	2.527	12:32:03.652	
8 -	1:17.641	39.858	1:57.499	90.96	3.938	12:34:01.151	

P2 48		Nicky WILSON		Suzuki GSXR 1000 - Demon GP/Haslemere Motorcycles			
IDEAL LAP TIME : 1:54.780		BEST LAP TIME : 1:54.780		DIFFERENCE : 0.000			
LAP	SECTOR 1	SECTOR 2	LAP TIME	MPH	DIFF	TIME OF DAY	
1 -		38.403	2:00.465	88.72	5.685	12:20:34.476	
2 -	<b>1:16.528</b>	<b>38.252</b>	<b>1:54.780 (1)</b>	<b>93.11</b>		<b>12:22:29.256</b>	
3 -	1:17.013	38.490	1:55.503 (2)	92.53	0.723	12:24:24.759	
4 -	1:17.447	38.482	1:55.929 (3)	92.19	1.149	12:26:20.688	
5 -	1:17.442	38.677	1:56.119	92.04	1.339	12:28:16.807	
6 -	1:17.796	38.933	1:56.729	91.56	1.949	12:30:13.536	
7 -	1:17.999	39.019	1:57.018	91.33	2.238	12:32:10.554	
8 -	1:19.048	39.731	1:58.779	89.98	3.999	12:34:09.333	

P3 29		Paul GALLINGTON		Honda CBR1000 - More moto			
IDEAL LAP TIME : 1:55.984		BEST LAP TIME : 1:56.290		DIFFERENCE : 0.306			
LAP	SECTOR 1	SECTOR 2	LAP TIME	MPH	DIFF	TIME OF DAY	
1 -		39.158	2:03.237	86.72	6.947	12:20:37.248	
2 -	1:18.050	38.532	1:56.582 (3)	91.67	0.292	12:22:33.830	
3 -	1:17.961	<b>38.390</b>	1:56.351 (2)	91.86	0.061	12:24:30.181	
4 -	<b>1:17.594</b>	38.696	<b>1:56.290 (1)</b>	<b>91.90</b>		<b>12:26:26.471</b>	
5 -	1:18.047	38.858	1:56.905	91.42	0.615	12:28:23.376	
6 -	1:18.626	39.168	1:57.794	90.73	1.504	12:30:21.170	
7 -	1:18.188	39.128	1:57.316	91.10	1.026	12:32:18.486	
8 -	1:18.627	39.508	1:58.135	90.47	1.845	12:34:16.621	

P4 2		Peter BAKER		Kawasaki ZX10R - TJ & Peter Baker M/C			
IDEAL LAP TIME : 1:57.652		BEST LAP TIME : 1:57.802		DIFFERENCE : 0.150			
LAP	SECTOR 1	SECTOR 2	LAP TIME	MPH	DIFF	TIME OF DAY	
1 -		39.758	2:03.410	86.60	5.608	12:20:37.421	
2 -	1:18.372	<b>39.430</b>	<b>1:57.802 (1)</b>	<b>90.72</b>		<b>12:22:35.223</b>	
3 -	1:18.349	39.859	1:58.208 (3)	90.41	0.406	12:24:33.431	
4 -	1:18.592	39.641	1:58.233	90.39	0.431	12:26:31.664	
5 -	<b>1:18.222</b>	39.631	1:57.853 (2)	90.68	0.051	12:28:29.517	
6 -	1:18.981	39.583	1:58.564	90.14	0.762	12:30:28.081	
7 -	1:18.736	39.588	1:58.324	90.32	0.522	12:32:26.405	
8 -	1:19.134	39.953	1:59.087	89.75	1.285	12:34:25.492	

P5 77 C		Thomas BENSTED		Yamaha R1 - Significant Debt Racing			
IDEAL LAP TIME : 1:57.623		BEST LAP TIME : 1:58.027		DIFFERENCE : 0.404			
LAP	SECTOR 1	SECTOR 2	LAP TIME	MPH	DIFF	TIME OF DAY	
1 -		39.841	2:04.880	85.58	6.853	12:20:38.891	
2 -	1:18.878	39.975	1:58.853	89.92	0.826	12:22:37.744	
3 -	<b>1:18.325</b>	39.775	1:58.100 (2)	90.50	0.073	12:24:35.844	
4 -	1:18.558	39.879	1:58.437	90.24	0.410	12:26:34.281	
5 -	1:18.558	39.641	1:58.199	90.42	0.172	12:28:32.480	
6 -	1:18.594	40.289	1:58.883	89.90	0.856	12:30:31.363	
7 -	1:18.729	<b>39.298</b>	<b>1:58.027 (1)</b>	<b>90.55</b>		<b>12:32:29.390</b>	
8 -	1:18.713	39.446	1:58.159 (3)	90.45	0.132	12:34:27.549	

# BMCRC - MRO Championships 2023 - Rnd 7 @ Snetterton

## Reactive Parts MRO Powerbikes inc Clubman 1000

### RACE 9 - SECTOR ANALYSIS



SECTOR 1 = FL to I1, SECTOR 2 = I1 to FL, DIFF = Difference To Personal Best Lap, P = Crossed Finish Line in Pit Lane, D = Time Disallowed

P6 60		Jack YOUNGE		Kawasaki ZX10R - Chase Timber products			
IDEAL LAP TIME : 1:57.519		BEST LAP TIME : 1:57.719		DIFFERENCE : 0.200			
LAP	SECTOR 1	SECTOR 2	LAP TIME	MPH	DIFF	TIME OF DAY	
1 -		39.931	2:06.317	84.61	8.598	12:20:40.328	
2 -	1:18.958	39.881	1:58.839	89.93	1.120	12:22:39.167	
3 -	1:18.346	39.601	1:57.947 (3)	90.61	0.228	12:24:37.114	
4 -	1:18.425	39.784	1:58.209	90.41	0.490	12:26:35.323	
5 -	1:18.401	<b>39.435</b>	1:57.836 (2)	90.70	0.117	12:28:33.159	
6 -	<b>1:18.084</b>	39.635	<b>1:57.719 (1)</b>	<b>90.79</b>		<b>12:30:30.878</b>	
7 -	1:19.479	40.530	2:00.009	89.06	2.290	12:32:30.887	
8 -	1:21.551	41.054	2:02.605	87.17	4.886	12:34:33.492	

P7 224 C		Lee HEALEY		Suzuki GSXR 1000R - Wilvin UK Ltd / Uniq3 Projects Ltd			
IDEAL LAP TIME : 1:59.735		BEST LAP TIME : 1:59.956		DIFFERENCE : 0.221			
LAP	SECTOR 1	SECTOR 2	LAP TIME	MPH	DIFF	TIME OF DAY	
1 -		<b>39.848</b>	2:07.396	83.89	7.440	12:20:41.407	
2 -	1:20.811	40.234	2:01.045 (3)	88.29	1.089	12:22:42.452	
3 -	1:21.431	40.422	2:01.853	87.71	1.897	12:24:44.305	
4 -	1:20.920	40.634	2:01.554	87.92	1.598	12:26:45.859	
5 -	1:21.184	40.739	2:01.923	87.66	1.967	12:28:47.782	
6 -	<b>1:19.887</b>	40.069	<b>1:59.956 (1)</b>	<b>89.10</b>		<b>12:30:47.738</b>	
7 -	1:20.716	40.412	2:01.128	88.23	1.172	12:32:48.866	
8 -	1:20.619	40.362	2:00.981 (2)	88.34	1.025	12:34:49.847	

P8 30 C		Alex PENRICE		Yamaha R1 - AP Motorcycles			
IDEAL LAP TIME : 2:00.185		BEST LAP TIME : 2:00.636		DIFFERENCE : 0.451			
LAP	SECTOR 1	SECTOR 2	LAP TIME	MPH	DIFF	TIME OF DAY	
1 -		<b>40.055</b>	2:08.354	83.26	7.718	12:20:42.365	
2 -	1:20.334	40.410	2:00.744 (3)	88.51	0.108	12:22:43.109	
3 -	1:20.804	40.704	2:01.508	87.96	0.872	12:24:44.617	
4 -	1:20.574	40.561	2:01.135	88.23	0.499	12:26:45.752	
5 -	1:21.435	40.143	2:01.578	87.91	0.942	12:28:47.330	
6 -	<b>1:20.130</b>	40.506	<b>2:00.636 (1)</b>	<b>88.59</b>		<b>12:30:47.966</b>	
7 -	1:20.721	40.435	2:01.156	88.21	0.520	12:32:49.122	
8 -	1:20.196	40.545	2:00.741 (2)	88.52	0.105	12:34:49.863	

P9 100 C		Antony HUNTER		Kawasaki ZX10R - Uncletoms motoring centre			
IDEAL LAP TIME : 1:59.699		BEST LAP TIME : 1:59.730		DIFFERENCE : 0.031			
LAP	SECTOR 1	SECTOR 2	LAP TIME	MPH	DIFF	TIME OF DAY	
1 -		40.444	2:09.588	82.47	9.858	12:20:43.599	
2 -	1:21.164	40.544	2:01.708	87.81	1.978	12:22:45.307	
3 -	1:20.147	40.329	2:00.476 (2)	88.71	0.746	12:24:45.783	
4 -	1:21.483	40.735	2:02.218	87.45	2.488	12:26:48.001	
5 -	1:20.409	42.370	2:02.779	87.05	3.049	12:28:50.780	
6 -	1:20.404	<b>40.101</b>	2:00.505 (3)	88.69	0.775	12:30:51.285	
7 -	<b>1:19.598</b>	40.132	<b>1:59.730 (1)</b>	<b>89.26</b>		<b>12:32:51.015</b>	
8 -	1:21.259	41.237	2:02.496	87.25	2.766	12:34:53.511	

P10 22		Phil ROOKE		Kawasaki ZX10RR - Fly a spitfire biggin hill			
IDEAL LAP TIME : 2:00.565		BEST LAP TIME : 2:01.842		DIFFERENCE : 1.277			
LAP	SECTOR 1	SECTOR 2	LAP TIME	MPH	DIFF	TIME OF DAY	
1 -		<b>40.101</b>	2:07.171	84.04	5.329	12:20:41.182	
2 -	1:21.036	41.154	2:02.190 (3)	87.47	0.348	12:22:43.372	
3 -	1:20.912	41.035	2:01.947 (2)	87.64	0.105	12:24:45.319	
4 -	1:21.487	40.355	<b>2:01.842 (1)</b>	<b>87.72</b>		<b>12:26:47.161</b>	
5 -	<b>1:20.464</b>	47.533	2:07.997	83.50	6.155	12:28:55.158	
6 -	1:23.253	41.299	2:04.552	85.81	2.710	12:30:59.710	
7 -	1:21.535	40.897	2:02.432	87.29	0.590	12:33:02.142	
8 -	1:22.191	41.783	2:03.974	86.21	2.132	12:35:06.116	



# BMCRC - MRO Championships 2023 - Rnd 7 @ Snetterton

## Reactive Parts MRO Powerbikes inc Clubman 1000

### RACE 9 - SECTOR ANALYSIS



SECTOR 1 = FL to I1, SECTOR 2 = I1 to FL, DIFF = Difference To Personal Best Lap, P = Crossed Finish Line in Pit Lane, D = Time Disallowed

P11 39		Austen WEBSTER		Kawasaki ZX10R - Ace Motorcycles			
IDEAL LAP TIME : 2:01.409		BEST LAP TIME : 2:01.566		DIFFERENCE : 0.157			
LAP	SECTOR 1	SECTOR 2	LAP TIME	MPH	DIFF	TIME OF DAY	
1 -		41.918	2:13.112	80.29	11.546	12:20:47.123	
2 -	1:21.054	<b>40.512</b>	<b>2:01.566 (1)</b>	<b>87.91</b>		<b>12:22:48.689</b>	
3 -	1:21.159	40.857	2:02.016 (3)	87.59	0.450	12:24:50.705	
4 -	<b>1:20.897</b>	41.044	2:01.941 (2)	87.64	0.375	12:26:52.646	
5 -	1:22.556	42.121	2:04.677	85.72	3.111	12:28:57.323	
6 -	1:21.595	41.188	2:02.783	87.04	1.217	12:31:00.106	
7 -	1:21.788	40.623	2:02.411	87.31	0.845	12:33:02.517	
8 -	1:22.098	41.836	2:03.934	86.24	2.368	12:35:06.451	

P12 46 C		Simon GATES		Yamaha YZF R1 - T.A Roden LTD / Canine Plus Hydro			
IDEAL LAP TIME : 2:01.616		BEST LAP TIME : 2:02.085		DIFFERENCE : 0.469			
LAP	SECTOR 1	SECTOR 2	LAP TIME	MPH	DIFF	TIME OF DAY	
1 -		40.945	2:11.659	81.17	9.574	12:20:45.670	
2 -	1:21.716	40.813	2:02.529 (3)	87.22	0.444	12:22:48.199	
3 -	1:21.285	41.966	2:03.251	86.71	1.166	12:24:51.450	
4 -	1:21.801	<b>40.610</b>	2:02.411 (2)	87.31	0.326	12:26:53.861	
5 -	1:22.254	41.703	2:03.957	86.22	1.872	12:28:57.818	
6 -	1:22.852	41.525	2:04.377	85.93	2.292	12:31:02.195	
7 -	1:22.382	40.933	2:03.315	86.67	1.230	12:33:05.510	
8 -	<b>1:21.006</b>	41.079	<b>2:02.085 (1)</b>	<b>87.54</b>		<b>12:35:07.595</b>	

P13 91 C		Chris TAYLOR		BMW S1000RR - Cam Civils and Landscaping LTD			
IDEAL LAP TIME : 2:00.964		BEST LAP TIME : 2:00.964		DIFFERENCE : 0.000			
LAP	SECTOR 1	SECTOR 2	LAP TIME	MPH	DIFF	TIME OF DAY	
1 -		40.625	2:10.277	82.04	9.313	12:20:44.288	
2 -	1:20.908	40.548	2:01.456 (2)	87.99	0.492	12:22:45.744	
3 -	<b>1:20.610</b>	<b>40.354</b>	<b>2:00.964 (1)</b>	<b>88.35</b>		<b>12:24:46.708</b>	
4 -	1:22.201	43.032	2:05.233	85.34	4.269	12:26:51.941	
5 -	1:22.740	42.573	2:05.313	85.29	4.349	12:28:57.254	
6 -	1:23.034	41.623	2:04.657	85.73	3.693	12:31:01.911	
7 -	1:22.822	41.174	2:03.996	86.19	3.032	12:33:05.907	
8 -	1:20.914	41.470	2:02.384 (3)	87.33	1.420	12:35:08.291	

P14 333		Andrew HOUGHTON		BMW S1000RR - Bahnstomer BMW			
IDEAL LAP TIME : 2:02.067		BEST LAP TIME : 2:02.090		DIFFERENCE : 0.023			
LAP	SECTOR 1	SECTOR 2	LAP TIME	MPH	DIFF	TIME OF DAY	
1 -		41.366	2:13.372	80.13	11.282	12:20:47.383	
2 -	1:22.238	41.084	2:03.322	86.66	1.232	12:22:50.705	
3 -	1:22.508	41.425	2:03.933	86.24	1.843	12:24:54.638	
4 -	1:22.912	41.328	2:04.240	86.02	2.150	12:26:58.878	
5 -	1:22.122	41.446	2:03.568	86.49	1.478	12:29:02.446	
6 -	1:22.422	40.845	2:03.267 (3)	86.70	1.177	12:31:05.713	
7 -	1:22.022	<b>40.482</b>	2:02.504 (2)	87.24	0.414	12:33:08.217	
8 -	<b>1:21.585</b>	40.505	<b>2:02.090 (1)</b>	<b>87.54</b>		<b>12:35:10.307</b>	

P15 10 C		Daniel MERCER		Honda CBR1000RR - Merc&Co Racing			
IDEAL LAP TIME : 2:02.075		BEST LAP TIME : 2:02.109		DIFFERENCE : 0.034			
LAP	SECTOR 1	SECTOR 2	LAP TIME	MPH	DIFF	TIME OF DAY	
1 -		41.766	2:14.918	79.21	12.809	12:20:48.929	
2 -	1:23.737	41.669	2:05.406	85.22	3.297	12:22:54.335	
3 -	1:22.270	42.082	2:04.352	85.95	2.243	12:24:58.687	
4 -	1:23.556	41.275	2:04.831	85.62	2.722	12:27:03.518	
5 -	1:23.975	42.289	2:06.264	84.64	4.155	12:29:09.782	
6 -	1:22.154	41.761	2:03.915 (3)	86.25	1.806	12:31:13.697	
7 -	1:21.629	<b>40.853</b>	2:02.482 (2)	87.26	0.373	12:33:16.179	
8 -	<b>1:21.222</b>	40.887	<b>2:02.109 (1)</b>	<b>87.52</b>		<b>12:35:18.288</b>	

# BMCRC - MRO Championships 2023 - Rnd 7 @ Snetterton

## Reactive Parts MRO Powerbikes inc Clubman 1000

### RACE 9 - SECTOR ANALYSIS



SECTOR 1 = FL to I1, SECTOR 2 = I1 to FL, DIFF = Difference To Personal Best Lap, P = Crossed Finish Line in Pit Lane, D = Time Disallowed

P16 52 C		Scott FORBES-COWDRY		Kawasaki ZX10R - Lincolnshire landscaping services		
IDEAL LAP TIME : 2:03.207		BEST LAP TIME : 2:03.470		DIFFERENCE : 0.263		
LAP	SECTOR 1	SECTOR 2	LAP TIME	MPH	DIFF	TIME OF DAY
1 -		41.566	2:12.723	80.52	9.253	12:20:46.734
2 -	1:24.418	<b>41.508</b>	2:05.926	84.87	2.456	12:22:52.660
3 -	1:23.216	42.058	2:05.274	85.31	1.804	12:24:57.934
4 -	1:23.187	42.257	2:05.444	85.20	1.974	12:27:03.378
5 -	1:23.071	41.926	2:04.997	85.50	1.527	12:29:08.375
6 -	<b>1:21.699</b>	41.771	<b>2:03.470 (1)</b>	<b>86.56</b>		<b>12:31:11.845</b>
7 -	1:22.476	41.699	2:04.175 (2)	86.07	0.705	12:33:16.020
8 -	1:22.937	41.642	2:04.579 (3)	85.79	1.109	12:35:20.599

P17 229 C		David JAMES		Yamaha R1 -		
IDEAL LAP TIME : 2:03.854		BEST LAP TIME : 2:03.854		DIFFERENCE : 0.000		
LAP	SECTOR 1	SECTOR 2	LAP TIME	MPH	DIFF	TIME OF DAY
1 -		42.058	2:14.545	79.43	10.691	12:20:48.556
2 -	<b>1:22.055</b>	<b>41.799</b>	<b>2:03.854 (1)</b>	<b>86.29</b>		<b>12:22:52.410</b>
3 -	1:23.138	42.057	2:05.195	85.37	1.341	12:24:57.605
4 -	1:23.275	42.322	2:05.597	85.09	1.743	12:27:03.202
5 -	1:23.253	42.646	2:05.899	84.89	2.045	12:29:09.101
6 -	1:22.489	42.123	2:04.612 (3)	85.77	0.758	12:31:13.713
7 -	1:23.388	41.982	2:05.370	85.25	1.516	12:33:19.083
8 -	1:22.801	41.804	2:04.605 (2)	85.77	0.751	12:35:23.688

P18 89 C		Craig SHARMAN		Kawasaki Z900 - MSS Performance		
IDEAL LAP TIME : 2:06.992		BEST LAP TIME : 2:06.992		DIFFERENCE : 0.000		
LAP	SECTOR 1	SECTOR 2	LAP TIME	MPH	DIFF	TIME OF DAY
1 -		43.129	2:17.829	77.54	10.837	12:20:51.840
2 -	1:26.725	43.096	2:09.821	82.32	2.829	12:23:01.661
3 -	1:26.612	42.646	2:09.258	82.68	2.266	12:25:10.919
4 -	1:26.729	42.757	2:09.486	82.54	2.494	12:27:20.405
5 -	1:26.469	42.833	2:09.302	82.65	2.310	12:29:29.707
6 -	1:25.449	42.247	2:07.696 (3)	83.69	0.704	12:31:37.403
7 -	<b>1:24.837</b>	<b>42.155</b>	<b>2:06.992 (1)</b>	<b>84.16</b>		<b>12:33:44.395</b>
8 -	1:25.164	42.400	2:07.564 (2)	83.78	0.572	12:35:51.959

P19 261 C		Roberto Di GREGORIO		Ducati 899 PANIGALE - Physio Healthy		
IDEAL LAP TIME : 2:06.106		BEST LAP TIME : 2:06.263		DIFFERENCE : 0.157		
LAP	SECTOR 1	SECTOR 2	LAP TIME	MPH	DIFF	TIME OF DAY
1 -		43.446	2:18.223	77.32	11.960	12:20:52.234
2 -	1:28.065	42.903	2:10.968	81.60	4.705	12:23:03.202
3 -	1:26.137	42.766	2:08.903	82.91	2.640	12:25:12.105
4 -	1:25.886	42.816	2:08.702	83.04	2.439	12:27:20.807
5 -	1:26.525	42.781	2:09.306	82.65	3.043	12:29:30.113
6 -	1:25.298	<b>41.974</b>	2:07.272 (2)	83.97	1.009	12:31:37.385
7 -	1:25.614	42.924	2:08.538 (3)	83.15	2.275	12:33:45.923
8 -	<b>1:24.132</b>	42.131	<b>2:06.263 (1)</b>	<b>84.64</b>		<b>12:35:52.186</b>

P20 63		Matthew WREN		Suzuki GSXR - TBR performance		
IDEAL LAP TIME : 1:59.999		BEST LAP TIME : 2:00.857		DIFFERENCE : 0.858		
LAP	SECTOR 1	SECTOR 2	LAP TIME	MPH	DIFF	TIME OF DAY
1 -		40.079	2:09.521	82.51	8.664	12:20:43.532
2 -	1:20.983	<b>39.874</b>	<b>2:00.857 (1)</b>	<b>88.43</b>		<b>12:22:44.389</b>
3 -	<b>1:20.125</b>	40.790	2:00.915 (3)	88.39	0.058	12:24:45.304
4 -	1:20.453	40.446	2:00.899 (2)	88.40	0.042	12:26:46.203

# BMCRC - MRO Championships 2023 - Rnd 7 @ Snetterton

## Reactive Parts MRO Powerbikes inc Clubman 1000

### RACE 9 - SECTOR ANALYSIS



SECTOR 1 = FL to I1, SECTOR 2 = I1 to FL, DIFF = Difference To Personal Best Lap, P = Crossed Finish Line in Pit Lane, D = Time Disallowed

LAP	SECTOR 1	SECTOR 2	LAP TIME	MPH	DIFF	TIME OF DAY
<b>P21 188 Dawid KRAWIECKI</b> Yamaha R1 - Code Blue LTD & D A East Electrical						
IDEAL LAP TIME : 1:56.706		BEST LAP TIME : 1:57.599		DIFFERENCE : 0.893		
1 -		39.470	2:27.970	72.23	30.371	12:21:01.981
2 -	1:18.272	<b>39.393</b>	1:57.665 (2)	90.83	0.066	12:22:59.646
3 -	<b>1:17.313</b>	40.286	<b>1:57.599 (1)</b>	<b>90.88</b>		<b>12:24:57.245</b>
4 -	1:18.652	39.498	1:58.150 (3)	90.46	0.551	12:26:55.395
<b>P22 15 C Duncan BEDWELL</b> Kawasaki ZX10R - Connected to homes LTD						
IDEAL LAP TIME : 1:57.907		BEST LAP TIME : 1:57.907		DIFFERENCE : 0.000		
1 -		39.840	2:05.724	85.01	7.817	12:20:39.735
2 -	1:18.804	39.766	1:58.570 (2)	90.14	0.663	12:22:38.305
3 -	<b>1:18.638</b>	<b>39.269</b>	<b>1:57.907 (1)</b>	<b>90.64</b>		<b>12:24:36.212</b>
<b>P23 78 C Jamie THOMAS</b> Suzuki GSXR 1000 - Team RubyRacing DART Motorsport						
IDEAL LAP TIME : 2:16.320		BEST LAP TIME :		DIFFERENCE :		
1 -		<b>41.627</b>	2:13.477	80.07		12:20:47.488

# BMCRC - MRO Championships 2023 - Rnd 7 @ Snetterton

## Reactive Parts MRO Powerbikes inc Clubman 1000

### RACE 9 - BEST SECTORS

SECTOR 1			SECTOR 2			IDEAL / BEST COMPARISON						
POS	NO	NAME	TIME	NO	NAME	TIME	POS	NO	NAME	IDEAL	BEST	DIFF
									<b>PERFECT LAP</b>	<b>1:53.561</b>		
1	26	WAINWRIGHT	1:15.544	26	WAINWRIGHT	38.017	1	26	WAINWRIGHT	1:53.561	1:53.561	0.000
2	48	WILSON	1:16.528	48	WILSON	38.252	2	48	WILSON	1:54.780	1:54.780	0.000
3	188	KRAWIECKI	1:17.313	29	GALLINGTON	38.390	3	29	GALLINGTON	1:55.984	1:56.290	0.306
4	29	GALLINGTON	1:17.594	15	BEDWELL	39.269	4	188	KRAWIECKI	1:56.706	1:57.599	0.893
5	60	YOUNGE	1:18.084	77	BENSTED	39.298	5	60	YOUNGE	1:57.519	1:57.719	0.200
6	2	BAKER	1:18.222	188	KRAWIECKI	39.393	6	77	BENSTED	1:57.623	1:58.027	0.404
7	77	BENSTED	1:18.325	2	BAKER	39.430	7	2	BAKER	1:57.652	1:57.802	0.150
8	15	BEDWELL	1:18.638	60	YOUNGE	39.435	8	15	BEDWELL	1:57.907	1:57.907	0.000
9	100	HUNTER	1:19.598	224	HEALEY	39.848	9	100	HUNTER	1:59.699	1:59.730	0.031
10	224	HEALEY	1:19.887	63	WREN	39.874	10	224	HEALEY	1:59.735	1:59.956	0.221
11	63	WREN	1:20.125	30	PENRICE	40.055	11	63	WREN	1:59.999	2:00.857	0.858
12	30	PENRICE	1:20.130	100	HUNTER	40.101	12	30	PENRICE	2:00.185	2:00.636	0.451
13	22	ROOKE	1:20.464	22	ROOKE	40.101	13	22	ROOKE	2:00.565	2:01.842	1.277
14	91	TAYLOR	1:20.610	91	TAYLOR	40.354	14	91	TAYLOR	2:00.964	2:00.964	0.000
15	39	WEBSTER	1:20.897	333	HOUGHTON	40.482	15	39	WEBSTER	2:01.409	2:01.566	0.157
16	46	GATES	1:21.006	39	WEBSTER	40.512	16	46	GATES	2:01.616	2:02.085	0.469
17	10	MERCER	1:21.222	46	GATES	40.610	17	333	HOUGHTON	2:02.067	2:02.090	0.023
18	333	HOUGHTON	1:21.585	10	MERCER	40.853	18	10	MERCER	2:02.075	2:02.109	0.034
19	52	FORBES-COWDRY	1:21.699	52	FORBES-COWDRY	41.508	19	52	FORBES-COWDRY	2:03.207	2:03.470	0.263
20	229	JAMES	1:22.055	78	THOMAS	41.627	20	229	JAMES	2:03.854	2:03.854	0.000
21	261	GREGORIO	1:24.132	229	JAMES	41.799	21	261	GREGORIO	2:06.106	2:06.263	0.157
22	89	SHARMAN	1:24.837	261	GREGORIO	41.974	22	89	SHARMAN	2:06.992	2:06.992	0.000
23	78	THOMAS	1:34.693	89	SHARMAN	42.155	23	78	THOMAS	2:16.320		
24												
25												

# BMCRC - MRO Championships 2023 - Rnd 7 @ Snetterton

## Reactive Parts MRO Powerbikes inc Clubman 1000

### RACE 9 - STATISTICS

**Competitors Started** 25  
**Planned Start** 2023-09-03 @ 12:05:00.000  
**Actual Start** 2023-09-03 @ 12:18:34.010  
**Finish Time** 2023-09-03 @ 12:34:01.150  
**Track Length** 2.9689mi.  
**Total Laps** 164  
**Total Distance Covered** 486.9014mi.

#### Session Fastest Lap History

NO	CL	NAME	LAP TIME	TIME OF DAY	LAP	VEHICLE
26		Josh WAINWRIGHT	1:53.561	12:22:26.935	2	Honda CBR1000

#### Session Leader History

NO	CL	NAME	FROM LAP	LAPS LED	DISTANCE	VEHICLE
26		Josh WAINWRIGHT	1	8	23.75 miles	Honda CBR1000

#### Flag History

TYPE	TIME OF DAY
GREEN	12:18:34.010
FINISH	12:34:01.150

#### Flag Statistics

TYPE	COUNT	TOTAL LAPS	TOTAL TIME
Green	1	8	17:26.118
Red	0	0	0.000
Safety Car	0	0	0.000
FCY	0	0	0.000

# BMCRC - MRO Championships 2023 - Rnd 7 @ Snetterton

Reactive Parts MRO Powerbikes inc Clubman 1000

## RACE 9 - STATISTICS

**CLASS :**

10 Starters

### Fastest Lap History

NO	NAME	LAP TIME	TIME OF DAY	LAP	VEHICLE
26	Josh WAINWRIGHT	1:53.561	12:22:26.935	2	Honda CBR1000

### Leader History

NO	NAME	FROM LAP	LAPS LED	DISTANCE	VEHICLE
26	Josh WAINWRIGHT	1	8	23.75 miles	Honda CBR1000

# BMCRC - MRO Championships 2023 - Rnd 7 @ Snetterton

Reactive Parts MRO Powerbikes inc Clubman 1000

## RACE 9 - STATISTICS

CLASS : C

15 Starters

### Fastest Lap History

NO	NAME	LAP TIME	TIME OF DAY	LAP	VEHICLE
77	Thomas BENSTED	<b>1:58.853</b>	12:22:37.758	2	Yamaha R1
15	Duncan BEDWELL	<b>1:58.570</b>	12:22:38.328	2	Kawasaki ZX10R
77	Thomas BENSTED	<b>1:58.100</b>	12:24:35.858	3	Yamaha R1
15	Duncan BEDWELL	<b>1:57.907</b>	12:24:36.236	3	Kawasaki ZX10R

### Leader History

NO	NAME	FROM LAP	LAPS LED	DISTANCE	VEHICLE
77	Thomas BENSTED	1	8	23.75 miles	Yamaha R1



# BMCRC - MRO Championships 2023 - Rnd 7 @ Snetterton

## Reactive Parts MRO Powerbikes inc Clubman 1000

### RACE 20 - GRID (7 Laps)



ROW 9	26	79	Jason BURRILL	25	75	Bradley WILLIAMS						
ROW 8	24	78	Jamie THOMAS	23	89	Craig SHARMAN	2:06.992	22	261	Roberto Di GREGORIO	2:06.263	
ROW 7	21	229	David JAMES	2:03.854	20	52	Scott FORBES-COWDRY	2:03.470	19	10	Daniel MERCER	2:02.109
ROW 6	18	333	Andrew HOUGHTON	2:02.090	17	46	Simon GATES	2:02.085	16	22	Phil ROOKE	2:01.842
ROW 5	15	39	Austen WEBSTER	2:01.566	14	91	Chris TAYLOR	2:00.964	13	63	Matthew WREN	2:00.857
ROW 4	12	30	Alex PENRICE	2:00.636	11	37	Clayton GROVER	1:59.956	10	224	Lee HEALEY	1:59.956
ROW 3	9	100	Antony HUNTER	1:59.730	8	77	Thomas BENSTED	1:58.027	7	15	Duncan BEDWELL	1:57.907
ROW 2	6	2	Peter BAKER	1:57.802	5	60	Jack YOUNGE	1:57.719	4	188	Dawid KRAWIECKI	1:57.599
ROW 1	3	29	Paul GALLINGTON	1:56.290	2	48	Nicky WILSON	1:54.780	1	26	Josh WAINWRIGHT	1:53.561
<b>Pole</b>												

Snetterton 300: 2.9689 miles

These results are provisional until the conclusion of any judicial and technical matters.

Clerk Of Course :	Stewards :	Timekeeper : <i>Craig Smith</i>
-------------------	------------	------------------------------------

Results can be found at [www.tsl-timing.com](http://www.tsl-timing.com)

Printed - 12:38 Sunday, 03 September 2023







# BMCRC - MRO Championships 2023 - Rnd 7 @ Snetterton

## Reactive Parts MRO Powerbikes inc Clubman 1000

### RACE 20 - CLASSIFICATION - AMENDED



POS	NO	CL	PIC NAME	ENTRY	LAPS	TIME	GAP	DIFF	MPH	BEST	ON
1	48		1 Nicky WILSON	Suzuki GSXR 1000 - Demon GP/Haslemere Motorc	7	13:33.897			91.92	1:54.487	2
2	26*		2 Josh WAINWRIGHT	Honda CBR1000 - JW MOT Centre	7	13:41.319	7.422	7.422	91.09	1:54.016	3
3	29		3 Paul GALLINGTON	Honda CBR1000 - More moto	7	13:41.679	7.782	0.360	91.05	1:56.114	5
4	2		4 Peter BAKER	Kawasaki ZX10R - T.J & Peter Baker M/C	7	13:53.807	19.910	12.128	89.72	1:57.282	3
5	37	C	1 Clayton GROVER	Yamaha R1 - Grover stunts	7	13:55.146	21.249	1.339	89.58	1:57.144	4
6	224	C	2 Lee HEALEY	Suzuki GSXR 1000R - Wilvin UK Ltd / Uniq3 Project	7	14:12.623	38.726	17.477	87.74	1:59.865	7
7	77	C	3 Thomas BENSTED	Yamaha R1 - Significant Debt Racing	7	14:14.028	40.131	1.405	87.60	1:59.317	7
8	30	C	4 Alex PENRICE	Yamaha R1 - AP Motorcycles	7	14:14.043	40.146	0.015	87.60	2:00.694	3
9	100	C	5 Antony HUNTER	Kawasaki ZX10R - Uncletoms motoring centre	7	14:17.897	44.000	3.854	87.20	1:59.777	7
10	91	C	6 Chris TAYLOR	BMW S1000RR - Cam Civils and Landscaping LTD	7	14:27.867	53.970	9.970	86.20	2:01.678	4
11	39		5 Austen WEBSTER	Kawasaki ZX10R - Ace Motorcycles	7	14:28.369	54.472	0.502	86.15	2:02.304	4
12	52	C	7 Scott FORBES-COWDRY	Kawasaki ZX10R - Lincolnshire landscaping service	7	14:31.102	57.205	2.733	85.88	2:02.386	5
13	46	C	8 Simon GATES	Yamaha YZF R1 - T.A Roden LTD / Canine Plus Hy	7	14:32.325	58.428	1.223	85.76	2:02.575	6
14	333		6 Andrew HOUGHTON	BMW S1000RR - Bahnstormer BMW	7	14:39.079	1:05.182	6.754	85.10	2:03.389	4
15	10	C	9 Daniel MERCER	Honda CBR1000RR - Merc&Co Racing	7	14:44.541	1:10.644	5.462	84.58	2:03.640	7
16	75	C	10 Bradley WILLIAMS	Yamaha R1 - Bears pool and snooker	7	14:44.916	1:11.019	0.375	84.54	2:02.152	7
17	229	C	11 David JAMES	Yamaha R1 -	7	14:48.452	1:14.555	3.536	84.21	2:04.790	2

#### NOT CLASSIFIED

DNF	261	C	Roberto Di GREGORIO	Ducati 899 PANIGALE - Physio Healthy	2	4:24.467	5 Laps	5 Laps	80.82	2:06.788	2
DNF	60		Jack YOUNGE	Kawasaki ZX10R - Chase Timber products	0						
DNF	15	C	Duncan BEDWELL	Kawasaki ZX10R - Connected to homes LTD	0						
DNF	78	C	Jamie THOMAS	Suzuki GSXR 1000 - Team RubyRacing DART Mot	0						

#### FASTEST LAP

	26		Josh WAINWRIGHT	Honda CBR1000 - JW MOT Centre	3	1:54.016			93.74 mph	150.86 kph	
	37	C	Clayton GROVER	Yamaha R1 - Grover stunts	4	1:57.144			91.23 mph	146.83 kph	

\* Bike 26 - 10 second penalty - anticipation of the start

Class - 92.5% of Race Speed = 85.02 mph  
Class C - 92.5% of Race Speed = 82.86 mph

Race Distance: 7 Laps / 20.78 miles

Snetterton 300: 2.9689 miles

Date: 03/09/2023 Start: 16:57 Finish: 17:10

Weather / Track : Sunny / Dry

These results are provisional until the conclusion of any judicial and technical matters.

Clerk Of Course :	Stewards :	Timekeeper : <i>Craig Smith</i>
-------------------	------------	------------------------------------

Results can be found at [www.tsl-timing.com](http://www.tsl-timing.com)

Printed - 17:39 Sunday, 03 September 2023



# BMCRC - MRO Championships 2023 - Rnd 7 @ Snetterton

## Reactive Parts MRO Powerbikes inc Clubman 1000

### RACE 20 - LAP CHART

#### LAP 1 @ 16:59:11.416

NO	BEHIND	LAP TIME
26		1:59.521
48	0.760	2:00.281
29	2.331	2:01.852
37	7.213	2:06.734
2	8.238	2:07.759
224	8.509	2:08.030
30	8.937	2:08.458
100	10.854	2:10.375
46	11.734	2:11.255
91	12.078	2:11.599
39	12.213	2:11.734
77	12.328	2:11.849
52	13.221	2:12.742
75	14.202	2:13.723
229	14.566	2:14.087
333	14.672	2:14.193
10	16.922	2:16.443
261	18.158	2:17.679

#### LAP 4 @ 17:04:54.799

NO	BEHIND	LAP TIME
26		1:55.340
48	2.776	1:55.540
29	8.819	1:56.251
37	15.917	1:57.144
2	17.601	1:57.688
224	28.679	2:01.993
30	28.851	2:01.867
77	31.978	2:01.361
100	32.591	2:02.379
91	36.366	2:01.678
39	36.808	2:02.304
52	40.292	2:03.362
46	41.298	2:03.894
333	44.115	2:03.389
229	47.058	2:05.083
10	49.658	2:04.762
75	53.155	2:03.301

48	2.578	1:56.194
29	10.360	1:57.659
2	22.488	1:57.821
37	23.827	1:59.243
224	41.304	1:59.865
77	42.709	1:59.317
30	42.724	2:00.781
100	46.578	1:59.777
91	56.548	2:02.906
39	57.050	2:02.658
52	59.783	2:03.067
46	1:01.006	2:02.622
333	1:07.760	2:04.938
10	1:13.222	2:03.640
75	1:13.597	2:02.152
229	1:17.133	2:06.299

#### LAP 2 @ 17:01:05.443

NO	BEHIND	LAP TIME
26		1:54.027
48	1.220	1:54.487
29	5.044	1:56.740
37	10.835	1:57.649
2	11.987	1:57.776
224	14.542	2:00.060
30	15.646	2:00.736
100	17.969	2:01.142
77	20.111	2:01.810
46	21.212	2:03.505
39	21.430	2:03.244
91	21.901	2:03.850
52	22.761	2:03.567
229	25.329	2:04.790
333	25.435	2:04.790
10	29.051	2:06.156
261	30.919	2:06.788
75	33.772	2:13.597

#### LAP 5 @ 17:06:50.578

NO	BEHIND	LAP TIME
26		1:55.779
48	2.946	1:55.949
29	9.154	1:56.114
37	18.368	1:58.230
2	19.789	1:57.967
30	33.875	2:00.803
224	33.941	2:01.041
77	36.479	2:00.280
100	38.793	2:01.981
91	42.555	2:01.968
39	44.038	2:03.009
52	46.899	2:02.386
46	48.445	2:02.926
333	51.785	2:03.449
229	56.919	2:05.640
10	58.313	2:04.434
75	1:00.601	2:03.225

#### LAP 3 @ 17:02:59.459

NO	BEHIND	LAP TIME
26		1:54.016
48	2.576	1:55.372
29	7.908	1:56.880
37	14.113	1:57.294
2	15.253	1:57.282
224	22.026	2:01.500
30	22.324	2:00.694
100	25.552	2:01.599
77	25.957	1:59.862
39	29.844	2:02.430
91	30.028	2:02.143
52	32.270	2:03.525
46	32.744	2:05.548
333	36.066	2:04.647
229	37.315	2:06.002
10	40.236	2:05.201
75	45.194	2:05.438

#### LAP 6 @ 17:08:46.173

NO	BEHIND	LAP TIME
26		1:55.595
48	3.425	1:56.074
29	9.742	1:56.183
37	21.625	1:58.852
2	21.708	1:57.514
224	38.480	2:00.134
30	38.984	2:00.704
77	40.433	1:59.549
100	43.842	2:00.644
91	50.683	2:03.723
39	51.433	2:02.990
52	53.757	2:02.453
46	55.425	2:02.575
333	59.863	2:03.673
10	1:06.623	2:03.905
229	1:07.875	2:06.551
75	1:08.486	2:03.480

#### LAP 7 @ 17:10:43.214

NO	BEHIND	LAP TIME
26		1:57.041

# BMCRC - MRO Championships 2023 - Rnd 7 @ Snetterton

## Reactive Parts MRO Powerbikes inc Clubman 1000

### RACE 20 - POSITION CHART

No	Name	Lap							
		Pos	1	2	3	4	5	6	7
26	WAINWRIGHT	1	26	26	26	26	26	26	26
48	WILSON	2	48	48	48	48	48	48	48
29	GALLINGTON	3	29	29	29	29	29	29	29
60	YOUNGE	4	37	37	37	37	37	37	2
2	BAKER	5	2	2	2	2	2	2	37
15	BEDWELL	6	224	224	224	224	30	224	224
77	BENSTED	7	30	30	30	30	224	30	77
100	HUNTER	8	100	100	100	77	77	77	30
224	HEALEY	9	46	77	77	100	100	100	100
37	GROVER	10	91	46	39	91	91	91	91
30	PENRICE	11	39	39	91	39	39	39	39
91	TAYLOR	12	77	91	52	52	52	52	52
39	WEBSTER	13	52	52	46	46	46	46	46
46	GATES	14	75	229	333	333	333	333	333
333	HOUGHTON	15	229	333	229	229	229	10	10
10	MERCER	16	333	10	10	10	10	229	75
52	FORBES-COWDRY	17	10	261	75	75	75	75	229
229	JAMES	18	261	75					
261	GREGORIO	19							
78	THOMAS	20							
75	WILLIAMS	21							

# BMCRC - MRO Championships 2023 - Rnd 7 @ Snetterton

## Reactive Parts MRO Powerbikes inc Clubman 1000

### RACE 20 - SECTOR ANALYSIS



SECTOR 1 = FL to I1, SECTOR 2 = I1 to FL, DIFF = Difference To Personal Best Lap, P = Crossed Finish Line in Pit Lane, D = Time Disallowed

P1 26		Josh WAINWRIGHT		Honda CBR1000 - JW MOT Centre			
IDEAL LAP TIME : 1:53.659		BEST LAP TIME : 1:54.016		DIFFERENCE : 0.357			
LAP	SECTOR 1	SECTOR 2	LAP TIME	MPH	DIFF	TIME OF DAY	
1 -		38.082	1:59.521	89.42	5.505	16:59:11.416	
2 -	1:16.118	<b>37.909</b>	1:54.027 (2)	93.73	0.011	17:01:05.443	
3 -	<b>1:15.750</b>	38.266	<b>1:54.016 (1)</b>	<b>93.74</b>		<b>17:02:59.459</b>	
4 -	1:16.724	38.616	1:55.340 (3)	92.66	1.324	17:04:54.799	
5 -	1:17.237	38.542	1:55.779	92.31	1.763	17:06:50.578	
6 -	1:16.855	38.740	1:55.595	92.46	1.579	17:08:46.173	
7 -	1:18.012	39.029	1:57.041	91.31	3.025	17:10:43.214	

P2 48		Nicky WILSON		Suzuki GSXR 1000 - Demon GP/Haslemere Motorcycles			
IDEAL LAP TIME : 1:54.487		BEST LAP TIME : 1:54.487		DIFFERENCE : 0.000			
LAP	SECTOR 1	SECTOR 2	LAP TIME	MPH	DIFF	TIME OF DAY	
1 -		38.311	2:00.281	88.85	5.794	16:59:12.176	
2 -	<b>1:16.243</b>	<b>38.244</b>	<b>1:54.487 (1)</b>	<b>93.35</b>		<b>17:01:06.663</b>	
3 -	1:16.916	38.456	1:55.372 (2)	92.64	0.885	17:03:02.035	
4 -	1:17.112	38.428	1:55.540 (3)	92.50	1.053	17:04:57.575	
5 -	1:17.328	38.621	1:55.949	92.17	1.462	17:06:53.524	
6 -	1:17.385	38.689	1:56.074	92.07	1.587	17:08:49.598	
7 -	1:17.373	38.821	1:56.194	91.98	1.707	17:10:45.792	

P3 29		Paul GALLINGTON		Honda CBR1000 - More moto			
IDEAL LAP TIME : 1:55.915		BEST LAP TIME : 1:56.114		DIFFERENCE : 0.199			
LAP	SECTOR 1	SECTOR 2	LAP TIME	MPH	DIFF	TIME OF DAY	
1 -		<b>38.534</b>	2:01.852	87.71	5.738	16:59:13.747	
2 -	1:17.826	38.914	1:56.740	91.55	0.626	17:01:10.487	
3 -	1:18.048	38.832	1:56.880	91.44	0.766	17:03:07.367	
4 -	<b>1:17.381</b>	38.870	1:56.251 (3)	91.93	0.137	17:05:03.618	
5 -	1:17.413	38.701	<b>1:56.114 (1)</b>	<b>92.04</b>		<b>17:06:59.732</b>	
6 -	1:17.387	38.796	1:56.183 (2)	91.99	0.069	17:08:55.915	
7 -	1:18.146	39.513	1:57.659	90.83	1.545	17:10:53.574	

P4 2		Peter BAKER		Kawasaki ZX10R - TJ & Peter Baker M/C			
IDEAL LAP TIME : 1:57.125		BEST LAP TIME : 1:57.282		DIFFERENCE : 0.157			
LAP	SECTOR 1	SECTOR 2	LAP TIME	MPH	DIFF	TIME OF DAY	
1 -		42.828	2:07.759	83.65	10.477	16:59:19.654	
2 -	1:18.042	39.734	1:57.776	90.74	0.494	17:01:17.430	
3 -	<b>1:17.945</b>	39.337	<b>1:57.282 (1)</b>	<b>91.13</b>		<b>17:03:14.712</b>	
4 -	1:18.264	39.424	1:57.688 (3)	90.81	0.406	17:05:12.400	
5 -	1:18.332	39.635	1:57.967	90.60	0.685	17:07:10.367	
6 -	1:18.125	39.389	1:57.514 (2)	90.95	0.232	17:09:07.881	
7 -	1:18.641	<b>39.180</b>	1:57.821	90.71	0.539	17:11:05.702	

P5 37 C		Clayton GROVER		Yamaha R1 - Grover stunts			
IDEAL LAP TIME : 1:57.144		BEST LAP TIME : 1:57.144		DIFFERENCE : 0.000			
LAP	SECTOR 1	SECTOR 2	LAP TIME	MPH	DIFF	TIME OF DAY	
1 -		41.743	2:06.734	84.33	9.590	16:59:18.629	
2 -	1:17.937	39.712	1:57.649 (3)	90.84	0.505	17:01:16.278	
3 -	1:18.005	39.289	1:57.294 (2)	91.12	0.150	17:03:13.572	
4 -	<b>1:17.862</b>	<b>39.282</b>	<b>1:57.144 (1)</b>	<b>91.23</b>		<b>17:05:10.716</b>	
5 -	1:18.326	39.904	1:58.230	90.40	1.086	17:07:08.946	
6 -	1:19.041	39.811	1:58.852	89.92	1.708	17:09:07.798	
7 -	1:19.298	39.945	1:59.243	89.63	2.099	17:11:07.041	

# BMCRC - MRO Championships 2023 - Rnd 7 @ Snetterton

## Reactive Parts MRO Powerbikes inc Clubman 1000

### RACE 20 - SECTOR ANALYSIS



SECTOR 1 = FL to I1, SECTOR 2 = I1 to FL, DIFF = Difference To Personal Best Lap, P = Crossed Finish Line in Pit Lane, D = Time Disallowed

P6 224 C		Lee HEALEY		Suzuki GSXR 1000R - Wilvin UK Ltd / Uniq3 Projects Ltd			
IDEAL LAP TIME : 1:59.634		BEST LAP TIME : 1:59.865		DIFFERENCE : 0.231			
LAP	SECTOR 1	SECTOR 2	LAP TIME	MPH	DIFF	TIME OF DAY	
1 -		40.941	2:08.030	83.48	8.165	16:59:19.925	
2 -	1:20.487	39.573	2:00.060 (2)	89.02	0.195	17:01:19.985	
3 -	1:21.262	40.238	2:01.500	87.96	1.635	17:03:21.485	
4 -	1:21.575	40.418	2:01.993	87.61	2.128	17:05:23.478	
5 -	1:21.503	<b>39.538</b>	2:01.041	88.30	1.176	17:07:24.519	
6 -	1:20.098	40.036	2:00.134 (3)	88.96	0.269	17:09:24.653	
7 -	<b>1:20.096</b>	39.769	<b>1:59.865 (1)</b>	<b>89.16</b>		<b>17:11:24.518</b>	

P7 77 C		Thomas BENSTED		Yamaha R1 - Significant Debt Racing			
IDEAL LAP TIME : 1:59.064		BEST LAP TIME : 1:59.317		DIFFERENCE : 0.253			
LAP	SECTOR 1	SECTOR 2	LAP TIME	MPH	DIFF	TIME OF DAY	
1 -		46.183	2:11.849	81.06	12.532	16:59:23.744	
2 -	1:21.256	40.554	2:01.810	87.74	2.493	17:01:25.554	
3 -	1:19.931	39.931	1:59.862 (3)	89.16	0.545	17:03:25.416	
4 -	1:20.880	40.481	2:01.361	88.06	2.044	17:05:26.777	
5 -	1:19.640	40.640	2:00.280	88.86	0.963	17:07:27.057	
6 -	1:19.734	<b>39.815</b>	1:59.549 (2)	89.40	0.232	17:09:26.606	
7 -	<b>1:19.249</b>	40.068	<b>1:59.317 (1)</b>	<b>89.57</b>		<b>17:11:25.923</b>	

P8 30 C		Alex PENRICE		Yamaha R1 - AP Motorcycles			
IDEAL LAP TIME : 2:00.222		BEST LAP TIME : 2:00.694		DIFFERENCE : 0.472			
LAP	SECTOR 1	SECTOR 2	LAP TIME	MPH	DIFF	TIME OF DAY	
1 -		41.131	2:08.458	83.20	7.764	16:59:20.353	
2 -	1:20.441	40.295	2:00.736 (3)	88.52	0.042	17:01:21.089	
3 -	1:20.426	40.268	<b>2:00.694 (1)</b>	<b>88.55</b>		<b>17:03:21.783</b>	
4 -	1:21.356	40.511	2:01.867	87.70	1.173	17:05:23.650	
5 -	1:20.685	<b>40.118</b>	2:00.803	88.47	0.109	17:07:24.453	
6 -	1:20.389	40.315	2:00.704 (2)	88.54	0.010	17:09:25.157	
7 -	<b>1:20.104</b>	40.677	2:00.781	88.49	0.087	17:11:25.938	

P9 100 C		Antony HUNTER		Kawasaki ZX10R - Uncletoms motoring centre			
IDEAL LAP TIME : 1:59.777		BEST LAP TIME : 1:59.777		DIFFERENCE : 0.000			
LAP	SECTOR 1	SECTOR 2	LAP TIME	MPH	DIFF	TIME OF DAY	
1 -		41.115	2:10.375	81.97	10.598	16:59:22.270	
2 -	1:20.620	40.522	2:01.142 (3)	88.22	1.365	17:01:23.412	
3 -	1:21.229	40.370	2:01.599	87.89	1.822	17:03:25.011	
4 -	1:21.547	40.832	2:02.379	87.33	2.602	17:05:27.390	
5 -	1:21.476	40.505	2:01.981	87.62	2.204	17:07:29.371	
6 -	1:20.494	40.150	2:00.644 (2)	88.59	0.867	17:09:30.015	
7 -	<b>1:20.129</b>	<b>39.648</b>	<b>1:59.777 (1)</b>	<b>89.23</b>		<b>17:11:29.792</b>	

P10 91 C		Chris TAYLOR		BMW S1000RR - Cam Civils and Landscaping LTD			
IDEAL LAP TIME : 2:01.616		BEST LAP TIME : 2:01.678		DIFFERENCE : 0.062			
LAP	SECTOR 1	SECTOR 2	LAP TIME	MPH	DIFF	TIME OF DAY	
1 -		43.925	2:11.599	81.21	9.921	16:59:23.494	
2 -	1:22.752	41.098	2:03.850	86.29	2.172	17:01:27.344	
3 -	1:21.365	<b>40.778</b>	2:02.143 (3)	87.50	0.465	17:03:29.487	
4 -	<b>1:20.838</b>	40.840	<b>2:01.678 (1)</b>	<b>87.83</b>		<b>17:05:31.165</b>	
5 -	1:20.963	41.005	2:01.968 (2)	87.63	0.290	17:07:33.133	
6 -	1:21.694	42.029	2:03.723	86.38	2.045	17:09:36.856	
7 -	1:21.895	41.011	2:02.906	86.96	1.228	17:11:39.762	

# BMCRC - MRO Championships 2023 - Rnd 7 @ Snetterton

## Reactive Parts MRO Powerbikes inc Clubman 1000

### RACE 20 - SECTOR ANALYSIS



SECTOR 1 = FL to I1, SECTOR 2 = I1 to FL, DIFF = Difference To Personal Best Lap, P = Crossed Finish Line in Pit Lane, D = Time Disallowed

P11 39		Austen WEBSTER		Kawasaki ZX10R - Ace Motorcycles			
IDEAL LAP TIME : 2:02.139		BEST LAP TIME : 2:02.304		DIFFERENCE : 0.165			
LAP	SECTOR 1	SECTOR 2	LAP TIME	MPH	DIFF	TIME OF DAY	
1 -		41.854	2:11.734	81.13	9.430	16:59:23.629	
2 -	1:22.214	41.030	2:03.244	86.72	0.940	17:01:26.873	
3 -	1:21.709	<b>40.721</b>	2:02.430 (2)	87.29	0.126	17:03:29.303	
4 -	1:21.448	40.856	<b>2:02.304 (1)</b>	<b>87.38</b>		<b>17:05:31.607</b>	
5 -	<b>1:21.418</b>	41.591	2:03.009	86.88	0.705	17:07:34.616	
6 -	1:21.901	41.089	2:02.990	86.90	0.686	17:09:37.606	
7 -	1:21.840	40.818	2:02.658 (3)	87.13	0.354	17:11:40.264	

P12 52 C		Scott FORBES-COWDRY		Kawasaki ZX10R - Lincolnshire landscaping services			
IDEAL LAP TIME : 2:02.236		BEST LAP TIME : 2:02.386		DIFFERENCE : 0.150			
LAP	SECTOR 1	SECTOR 2	LAP TIME	MPH	DIFF	TIME OF DAY	
1 -		41.810	2:12.742	80.51	10.356	16:59:24.637	
2 -	1:22.338	41.229	2:03.567	86.49	1.181	17:01:28.204	
3 -	1:21.938	41.587	2:03.525	86.52	1.139	17:03:31.729	
4 -	1:21.946	41.416	2:03.362	86.63	0.976	17:05:35.091	
5 -	<b>1:21.328</b>	41.058	<b>2:02.386 (1)</b>	<b>87.33</b>		<b>17:07:37.477</b>	
6 -	1:21.545	<b>40.908</b>	2:02.453 (2)	87.28	0.067	17:09:39.930	
7 -	1:22.034	41.033	2:03.067 (3)	86.84	0.681	17:11:42.997	

P13 46 C		Simon GATES		Yamaha YZF R1 - T.A Roden LTD / Canine Plus Hydro			
IDEAL LAP TIME : 2:02.283		BEST LAP TIME : 2:02.575		DIFFERENCE : 0.292			
LAP	SECTOR 1	SECTOR 2	LAP TIME	MPH	DIFF	TIME OF DAY	
1 -		41.665	2:11.255	81.42	8.680	16:59:23.150	
2 -	1:21.972	41.533	2:03.505	86.53	0.930	17:01:26.655	
3 -	1:23.786	41.762	2:05.548	85.13	2.973	17:03:32.203	
4 -	1:22.597	41.297	2:03.894	86.26	1.319	17:05:36.097	
5 -	1:21.805	41.121	2:02.926 (3)	86.94	0.351	17:07:39.023	
6 -	<b>1:21.502</b>	41.073	<b>2:02.575 (1)</b>	<b>87.19</b>		<b>17:09:41.598</b>	
7 -	1:21.841	<b>40.781</b>	2:02.622 (2)	87.16	0.047	17:11:44.220	

P14 333		Andrew HOUGHTON		BMW S1000RR - Bahnstomer BMW			
IDEAL LAP TIME : 2:03.331		BEST LAP TIME : 2:03.389		DIFFERENCE : 0.058			
LAP	SECTOR 1	SECTOR 2	LAP TIME	MPH	DIFF	TIME OF DAY	
1 -		41.893	2:14.193	79.64	10.804	16:59:26.088	
2 -	1:23.075	41.715	2:04.790	85.64	1.401	17:01:30.878	
3 -	1:23.102	41.545	2:04.647	85.74	1.258	17:03:35.525	
4 -	1:22.493	<b>40.896</b>	<b>2:03.389 (1)</b>	<b>86.62</b>		<b>17:05:38.914</b>	
5 -	<b>1:22.435</b>	41.014	2:03.449 (2)	86.57	0.060	17:07:42.363	
6 -	1:22.445	41.228	2:03.673 (3)	86.42	0.284	17:09:46.036	
7 -	1:23.274	41.664	2:04.938	85.54	1.549	17:11:50.974	

P15 10 C		Daniel MERCER		Honda CBR1000RR - Merc&Co Racing			
IDEAL LAP TIME : 2:03.602		BEST LAP TIME : 2:03.640		DIFFERENCE : 0.038			
LAP	SECTOR 1	SECTOR 2	LAP TIME	MPH	DIFF	TIME OF DAY	
1 -		44.147	2:16.443	78.33	12.803	16:59:28.338	
2 -	1:24.025	42.131	2:06.156	84.72	2.516	17:01:34.494	
3 -	1:23.296	41.905	2:05.201	85.36	1.561	17:03:39.695	
4 -	1:22.654	42.108	2:04.762	85.66	1.122	17:05:44.457	
5 -	1:22.833	41.601	2:04.434 (3)	85.89	0.794	17:07:48.891	
6 -	1:22.453	<b>41.452</b>	2:03.905 (2)	86.26	0.265	17:09:52.796	
7 -	<b>1:22.150</b>	41.490	<b>2:03.640 (1)</b>	<b>86.44</b>		<b>17:11:56.436</b>	

# BMCRC - MRO Championships 2023 - Rnd 7 @ Snetterton

## Reactive Parts MRO Powerbikes inc Clubman 1000

### RACE 20 - SECTOR ANALYSIS



SECTOR 1 = FL to I1, SECTOR 2 = I1 to FL, DIFF = Difference To Personal Best Lap, P = Crossed Finish Line in Pit Lane, D = Time Disallowed

P16 75 C		Bradley WILLIAMS		Yamaha R1 - Bears pool and snooker			
IDEAL LAP TIME : 2:01.798		BEST LAP TIME : 2:02.152		DIFFERENCE : 0.354			
LAP	SECTOR 1	SECTOR 2	LAP TIME	MPH	DIFF	TIME OF DAY	
1 -		42.143	2:13.723	79.92	11.571	16:59:25.618	
2 -	1:31.698	41.899	2:13.597	80.00	11.445	17:01:39.215	
3 -	1:23.515	41.923	2:05.438	85.20	3.286	17:03:44.653	
4 -	1:21.900	41.401	2:03.301 (3)	86.68	1.149	17:05:47.954	
5 -	<b>1:21.348</b>	41.877	2:03.225 (2)	86.73	1.073	17:07:51.179	
6 -	1:21.997	41.483	2:03.480	86.55	1.328	17:09:54.659	
7 -	1:21.702	<b>40.450</b>	<b>2:02.152 (1)</b>	<b>87.49</b>		<b>17:11:56.811</b>	

P17 229 C		David JAMES		Yamaha R1 -			
IDEAL LAP TIME : 2:04.790		BEST LAP TIME : 2:04.790		DIFFERENCE : 0.000			
LAP	SECTOR 1	SECTOR 2	LAP TIME	MPH	DIFF	TIME OF DAY	
1 -		42.725	2:14.087	79.70	9.297	16:59:25.982	
2 -	<b>1:22.685</b>	<b>42.105</b>	<b>2:04.790 (1)</b>	<b>85.64</b>		<b>17:01:30.772</b>	
3 -	1:23.296	42.706	2:06.002	84.82	1.212	17:03:36.774	
4 -	1:22.974	42.109	2:05.083 (2)	85.44	0.293	17:05:41.857	
5 -	1:23.410	42.230	2:05.640 (3)	85.06	0.850	17:07:47.497	
6 -	1:24.105	42.446	2:06.551	84.45	1.761	17:09:54.048	
7 -	1:23.817	42.482	2:06.299	84.62	1.509	17:12:00.347	

P18 261 C		Roberto Di GREGORIO		Ducati 899 PANIGALE - Physio Healthy			
IDEAL LAP TIME : 2:06.788		BEST LAP TIME : 2:06.788		DIFFERENCE : 0.000			
LAP	SECTOR 1	SECTOR 2	LAP TIME	MPH	DIFF	TIME OF DAY	
1 -		43.511	2:17.679	77.63	10.891	16:59:29.574	
2 -	<b>1:24.540</b>	<b>42.248</b>	<b>2:06.788 (1)</b>	<b>84.29</b>		<b>17:01:36.362</b>	

# BMCRC - MRO Championships 2023 - Rnd 7 @ Snetterton

## Reactive Parts MRO Powerbikes inc Clubman 1000

### RACE 20 - BEST SECTORS

SECTOR 1			SECTOR 2			IDEAL / BEST COMPARISON						
POS	NO	NAME	TIME	NO	NAME	TIME	POS	NO	NAME	IDEAL	BEST	DIFF
									<b>PERFECT LAP</b>	<b>1:53.659</b>		
1	26	WAINWRIGHT	1:15.750	26	WAINWRIGHT	37.909	1	26	WAINWRIGHT	1:53.659	1:54.016	0.357
2	48	WILSON	1:16.243	48	WILSON	38.244	2	48	WILSON	1:54.487	1:54.487	0.000
3	29	GALLINGTON	1:17.381	29	GALLINGTON	38.534	3	29	GALLINGTON	1:55.915	1:56.114	0.199
4	37	GROVER	1:17.862	2	BAKER	39.180	4	2	BAKER	1:57.125	1:57.282	0.157
5	2	BAKER	1:17.945	37	GROVER	39.282	5	37	GROVER	1:57.144	1:57.144	0.000
6	77	BENSTED	1:19.249	224	HEALEY	39.538	6	77	BENSTED	1:59.064	1:59.317	0.253
7	224	HEALEY	1:20.096	100	HUNTER	39.648	7	224	HEALEY	1:59.634	1:59.865	0.231
8	30	PENRICE	1:20.104	77	BENSTED	39.815	8	100	HUNTER	1:59.777	1:59.777	0.000
9	100	HUNTER	1:20.129	30	PENRICE	40.118	9	30	PENRICE	2:00.222	2:00.694	0.472
10	91	TAYLOR	1:20.838	75	WILLIAMS	40.450	10	91	TAYLOR	2:01.616	2:01.678	0.062
11	52	FORBES-COWDRY	1:21.328	39	WEBSTER	40.721	11	75	WILLIAMS	2:01.798	2:02.152	0.354
12	75	WILLIAMS	1:21.348	91	TAYLOR	40.778	12	39	WEBSTER	2:02.139	2:02.304	0.165
13	39	WEBSTER	1:21.418	46	GATES	40.781	13	52	FORBES-COWDRY	2:02.236	2:02.386	0.150
14	46	GATES	1:21.502	333	HOUGHTON	40.896	14	46	GATES	2:02.283	2:02.575	0.292
15	10	MERCER	1:22.150	52	FORBES-COWDRY	40.908	15	333	HOUGHTON	2:03.331	2:03.389	0.058
16	333	HOUGHTON	1:22.435	10	MERCER	41.452	16	10	MERCER	2:03.602	2:03.640	0.038
17	229	JAMES	1:22.685	229	JAMES	42.105	17	229	JAMES	2:04.790	2:04.790	0.000
18	261	GREGORIO	1:24.540	261	GREGORIO	42.248	18	261	GREGORIO	2:06.788	2:06.788	0.000
19												
20												
21												



# BMCRC - MRO Championships 2023 - Rnd 7 @ Snetterton

## Reactive Parts MRO Powerbikes inc Clubman 1000

### RACE 20 - STATISTICS

**Competitors Started** 21  
**Planned Start** 2023-09-03 @ 16:40:00.000  
**Actual Start** 2023-09-03 @ 16:57:11.894  
**Finish Time** 2023-09-03 @ 17:10:43.213  
**Track Length** 2.9689mi.  
**Total Laps** 121  
**Total Distance Covered** 359.2382mi.

#### Session Fastest Lap History

NO	CL	NAME	LAP TIME	TIME OF DAY	LAP	VEHICLE
26		Josh WAINWRIGHT	<b>1:54.027</b>	17:01:05.461	2	Honda CBR1000
26		Josh WAINWRIGHT	<b>1:54.016</b>	17:02:59.476	3	Honda CBR1000

#### Session Leader History

NO	CL	NAME	FROM LAP	LAPS LED	DISTANCE	VEHICLE
26		Josh WAINWRIGHT	1	7	20.78 miles	Honda CBR1000

#### Flag History

TYPE	TIME OF DAY
GREEN	16:57:11.894
FINISH	17:10:43.213

#### Flag Statistics

TYPE	COUNT	TOTAL LAPS	TOTAL TIME
Green	1	7	15:07.876
Red	0	0	0.000
Safety Car	0	0	0.000
FCY	0	0	0.000

# BMCRC - MRO Championships 2023 - Rnd 7 @ Snetterton

Reactive Parts MRO Powerbikes inc Clubman 1000

## RACE 20 - STATISTICS

CLASS :

7 Starters

### Fastest Lap History

NO	NAME	LAP TIME	TIME OF DAY	LAP	VEHICLE
26	Josh WAINWRIGHT	1:54.027	17:01:05.461	2	Honda CBR1000
26	Josh WAINWRIGHT	1:54.016	17:02:59.476	3	Honda CBR1000

### Leader History

NO	NAME	FROM LAP	LAPS LED	DISTANCE	VEHICLE
26	Josh WAINWRIGHT	1	7	20.78 miles	Honda CBR1000

# BMCRC - MRO Championships 2023 - Rnd 7 @ Snetterton

Reactive Parts MRO Powerbikes inc Clubman 1000

## RACE 20 - STATISTICS

CLASS : C

14 Starters

### Fastest Lap History

NO	NAME	LAP TIME	TIME OF DAY	LAP	VEHICLE
37	Clayton GROVER	1:57.649	17:01:16.282	2	Yamaha R1
37	Clayton GROVER	1:57.294	17:03:13.575	3	Yamaha R1
37	Clayton GROVER	1:57.144	17:05:10.720	4	Yamaha R1

### Leader History

NO	NAME	FROM LAP	LAPS LED	DISTANCE	VEHICLE
37	Clayton GROVER	1	7	20.78 miles	Yamaha R1



# L & W CONTRACTORS

## BMCRC ROOKIE 600 & 1000



BMCRC-MRO Championships - Round 7  
Snetterton 300  
2<sup>nd</sup> / 3<sup>rd</sup> September 2023



Timing & Results Provided by Timing Solutions Ltd

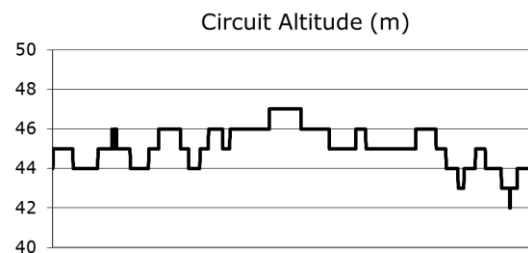
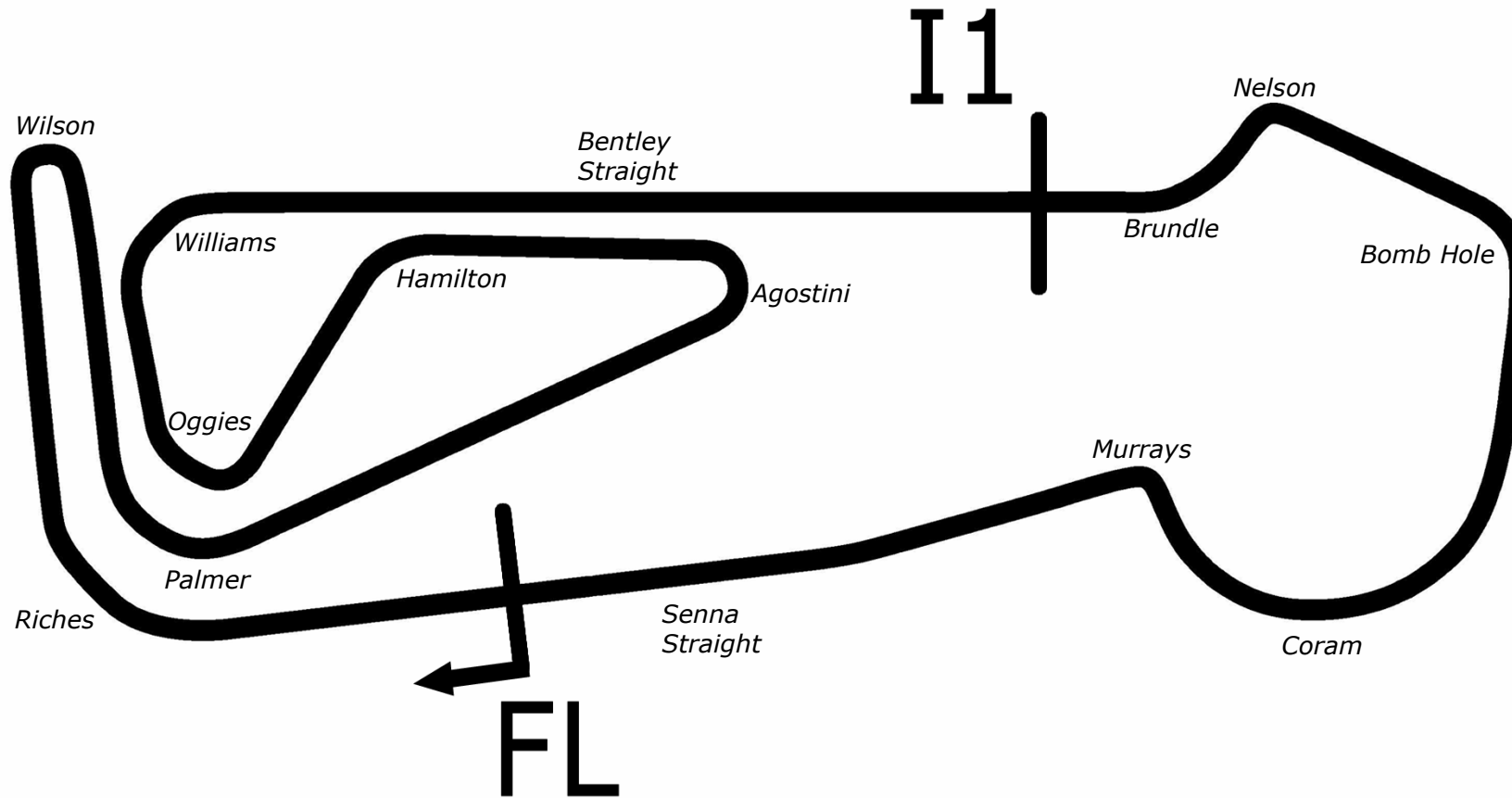
[www.tsl-timing.com](http://www.tsl-timing.com)

# Snetterton 300



SPORTS TIMING

TIMING SOLUTIONS LTD



Length	2.9689 miles	4778.0 m	
FL		52.46340 N	0.94476 E
I1	3198m	52.46617 N	0.94964 E
Pit Entry	4572m	52.46364 N	0.94774 E
Pit Exit	40m after FL	52.46338 N	0.94420 E
Pit Entry-Pit Exit	246m, 17.7s @50kph, 14.7s @60kph		

All results available at [www.tsl-timing.com](http://www.tsl-timing.com)

# BMCRC - MRO Championships 2023 - Rnd 7 @ Snetterton

## L&W Contractors BMCRC Rookie 600 & Rookie 1000

### QUALIFYING - CLASSIFICATION



CONTRACTORS LTD

POS	NO	CL	PIC NAME	ENTRY	TIME	ON	LAPS	GAP	DIFF	MPH
1	100	1000	1 Sam CRANSTONE	Bmw S1000RR - Fortis racing	2:01.468	2	5			87.99
2	87	1000	2 Karl THOMPSON	Yamaha R1 - #Teamrace	2:01.941	5	5	0.473	0.473	87.64
3	24	600	1 Callum MANLEY	Honda CBR600 RR - Bec's Sweets	2:02.527	4	4	1.059	0.586	87.23
4	555	1000	3 Dominic HUGGETT	Yamaha R1 - A1COFFEE.NET	2:03.620	5	5	2.152	1.093	86.45
5	123	1000	4 James VINCER	Kawasaki ZX 10 - A W RACING LTD	2:06.747	5	5	5.279	3.127	84.32
6	116	600	2 Jack ALLAN	Kawasaki ZX6R - Blackwidow exhausts	2:08.391	3	5	6.923	1.644	83.24
7	187	1000	5 Scott DERMOTT	Yamaha R1 - TwoClicksOut Racing	2:08.631	4	5	7.163	0.240	83.09
8	320	600	3 Will HOPKINS	Kawasaki ZX6R - WH RACING	2:08.661	5	5	7.193	0.030	83.07
9	65*	600	4 Frank MONTINI	Triumph DAYTONA 675R - Sara Johnson	2:09.149	5	5	7.681	0.488	82.75
10	28	600	5 Tom WALKER	Honda CBR600RR - TRW Racing	2:09.284	5	5	7.816	0.135	82.67
11	23	1000	6 Jason PAES	Aprilia RSV4 - J&R Electrical Ltd	2:09.285	2	5	7.817	0.001	82.67
12	21	600	6 Toby FINNIS	Kawasaki ZX6R - NOKA RACING - PRIME/TWT	2:09.286	5	5	7.818	0.001	82.67
13	14	1000	7 Alex YIANNI	BMW S1000 RR - Airpack 2000 Racing	2:09.479	3	4	8.011	0.193	82.54
14	36	1000	8 Alan MORGAN	Suzuki GSXR 1000 - Little Duck Racing	2:09.595	4	5	8.127	0.116	82.47
15	128	1000	9 Paul HOWDLE	Kawasaki ZX10R -	2:09.635	4	4	8.167	0.040	82.44
16	149	1000	10 David WILKINS	Yamaha R1 - TwoClicksOut Racing	2:09.679	5	5	8.211	0.044	82.41
17	191	1000	11 Maurice DAVEY	Suzuki GSXR 1000 - M D racing	2:10.657	4	5	9.189	0.978	81.80
18	825	600	7 Cody OWENS	Suzuki GSXR 600 - Crippling debt	2:10.796	4	4	9.328	0.139	81.71
19	81	600	8 Dan HARTLE	Triumph DAYTONA 675 - #Teamrace	2:11.588	5	5	10.120	0.792	81.22
20	115	600	9 Brian MAHER	Yamaha R6 -	2:11.724	4	5	10.256	0.136	81.13
21	49	600	10 Tony PEACE	Kawasaki ZX6R - Green Boilers and Heating	2:13.640	4	5	12.172	1.916	79.97
22	89	600	11 Marco STRILLOZZI	Yamaha R6 - KLUAPP.COM	2:14.558	4	5	13.090	0.918	79.43
23	29	600	12 Adrian FALINSKI	Kawasaki ZX6R -	2:14.901	4	5	13.433	0.343	79.22
24	201	600	13 Ian KIRKBY	Yamaha YZF R6 -	2:15.886	4	4	14.418	0.985	78.65
25	4	600	14 Kallum BEDWELL	Yamaha R6 - CTHL-Connected to homes ltd	2:17.950	1	1	16.482	2.064	77.47
26	124	600	15 Mark STRUTT	Yamaha R6 - MPS Developments LTD	2:18.070	4	5	16.602	0.120	77.41
27	916	600	16 Adam FREWIN	Yamaha R6 - Dickens cider	2:26.906	3	3	25.438	8.836	72.75
28	395	600	17 William NICHOLLS	Yamaha R6 - Will Nicholls Farriery	2:27.587	3	4	26.119	0.681	72.41
29	127	600	18 Rhys QUANTRALL	Kawasaki ZX6R -	2:30.064	3	3	28.596	2.477	71.22

\* Bike 65 - Please fit a working transponder

Weather / Track : Cloudy / Damp

These results are provisional until the conclusion of any judicial and technical matters.

Snetterton 300: 2.9689 miles

Date: 02/09/2023 Start: 09:00 Finish: 09:10

Clerk Of Course :	Stewards :	Timekeeper : <i>Craig Smith</i>
-------------------	------------	------------------------------------

Results can be found at [www.tsl-timing.com](http://www.tsl-timing.com)

Printed - 09:13 Saturday, 02 September 2023



# BMCRC - MRO Championships 2023 - Rnd 7 @ Snetterton

## L&W Contractors BMCRC Rookie 600 & Rookie 1000

### QUALIFYING - SECTOR ANALYSIS



SECTOR 1 = FL to I1, SECTOR 2 = I1 to FL, DIFF = Difference To Personal Best Lap, P = Crossed Finish Line in Pit Lane, D = Time Disallowed

P1		100	1000	Sam CRANSTONE	Bmw S1000RR - Fortis racing						
IDEAL LAP TIME :		2:01.266		BEST LAP TIME :		2:01.468		DIFFERENCE :		0.202	
LAP	SECTOR 1	SECTOR 2		LAP TIME	MPH	DIFF	TIME OF DAY				
1 -	1:26.382	40.705		2:07.087	84.10	5.619	09:02:37.630				
2 -	<b>1:20.699</b>	40.769		<b>2:01.468 (1)</b>	<b>87.99</b>		<b>09:04:39.098</b>				
3 -	1:21.478	40.656		2:02.134 (3)	87.51	0.666	09:06:41.232				
4 -	1:21.132	41.258		2:02.390	87.32	0.922	09:08:43.622				
5 -	1:21.541	<b>40.567</b>		2:02.108 (2)	87.52	0.640	09:10:45.730				

P2		87	1000	Karl THOMPSON	Yamaha R1 - #Teamrace						
IDEAL LAP TIME :		2:01.941		BEST LAP TIME :		2:01.941		DIFFERENCE :		0.000	
LAP	SECTOR 1	SECTOR 2		LAP TIME	MPH	DIFF	TIME OF DAY				
1 -	1:29.955	43.780		2:13.735	79.91	11.794	09:02:44.146				
2 -	1:22.901	41.931		2:04.832	85.61	2.891	09:04:48.978				
3 -	1:21.598	41.210		2:02.808 (3)	87.03	0.867	09:06:51.786				
4 -	1:21.732	40.910		2:02.642 (2)	87.14	0.701	09:08:54.428				
5 -	<b>1:21.278</b>	<b>40.663</b>		<b>2:01.941 (1)</b>	<b>87.64</b>		<b>09:10:56.369</b>				

P3		24	600	Callum MANLEY	Honda CBR600 RR - Bec's Sweets						
IDEAL LAP TIME :		2:02.510		BEST LAP TIME :		2:02.527		DIFFERENCE :		0.017	
LAP	SECTOR 1	SECTOR 2		LAP TIME	MPH	DIFF	TIME OF DAY				
1 -	1:29.145	42.562		2:11.707	81.15	9.180	09:02:37.902				
2 -	1:22.584	40.987		2:03.571 (3)	86.49	1.044	09:04:41.473				
3 -	1:22.313	<b>40.807</b>		2:03.120 (2)	86.81	0.593	09:06:44.593				
4 -	<b>1:21.703</b>	40.824		<b>2:02.527 (1)</b>	<b>87.23</b>		<b>09:08:47.120</b>				

P4		555	1000	Dominic HUGGETT	Yamaha R1 - A1COFFEE.NET						
IDEAL LAP TIME :		2:03.109		BEST LAP TIME :		2:03.620		DIFFERENCE :		0.511	
LAP	SECTOR 1	SECTOR 2		LAP TIME	MPH	DIFF	TIME OF DAY				
1 -	1:29.792	43.547		2:13.339	80.15	9.719	09:02:42.657				
2 -	1:24.029	41.698		2:05.727	85.01	2.107	09:04:48.384				
3 -	1:23.229	<b>41.511</b>		2:04.740 (3)	85.68	1.120	09:06:53.124				
4 -	<b>1:21.598</b>	42.246		2:03.844 (2)	86.30	0.224	09:08:56.968				
5 -	1:21.709	41.911		<b>2:03.620 (1)</b>	<b>86.45</b>		<b>09:11:00.588</b>				

P5		123	1000	James VINCER	Kawasaki ZX 10 - A W RACING LTD						
IDEAL LAP TIME :		2:06.648		BEST LAP TIME :		2:06.747		DIFFERENCE :		0.099	
LAP	SECTOR 1	SECTOR 2		LAP TIME	MPH	DIFF	TIME OF DAY				
1 -	1:35.914	45.376		2:21.290	75.64	14.543	09:02:54.980				
2 -	1:26.502	43.265		2:09.767	82.36	3.020	09:05:04.747				
3 -	1:25.276	43.064		2:08.340 (3)	83.27	1.593	09:07:13.087				
4 -	1:25.818	<b>42.367</b>		2:08.185 (2)	83.38	1.438	09:09:21.272				
5 -	<b>1:24.281</b>	42.466		<b>2:06.747 (1)</b>	<b>84.32</b>		<b>09:11:28.019</b>				

P6		116	600	Jack ALLAN	Kawasaki ZX6R - Blackwidow exhausts						
IDEAL LAP TIME :		2:07.757		BEST LAP TIME :		2:08.391		DIFFERENCE :		0.634	
LAP	SECTOR 1	SECTOR 2		LAP TIME	MPH	DIFF	TIME OF DAY				
1 -	1:38.724	47.121		2:25.845	73.28	17.454	09:02:56.870				
2 -	1:27.647	42.994		2:10.641	81.81	2.250	09:05:07.511				
3 -	1:25.551	<b>42.840</b>		<b>2:08.391 (1)</b>	<b>83.24</b>		<b>09:07:15.902</b>				
4 -	1:25.548	42.904		2:08.452 (2)	83.20	0.061	09:09:24.354				
5 -	<b>1:24.917</b>	44.508		2:09.425 (3)	82.58	1.034	09:11:33.779				

# BMCRC - MRO Championships 2023 - Rnd 7 @ Snetterton

## L&W Contractors BMCRC Rookie 600 & Rookie 1000

### QUALIFYING - SECTOR ANALYSIS



SECTOR 1 = FL to I1, SECTOR 2 = I1 to FL, DIFF = Difference To Personal Best Lap, P = Crossed Finish Line in Pit Lane, D = Time Disallowed

P7 187 1000 Scott DERMOTT		Yamaha R1 - TwoClicksOut Racing				
IDEAL LAP TIME : 2:07.584		BEST LAP TIME : 2:08.631		DIFFERENCE : 1.047		
LAP	SECTOR 1	SECTOR 2	LAP TIME	MPH	DIFF	TIME OF DAY
1 -	1:42.171	47.803	2:29.974	71.26	21.343	09:03:11.199
2 -	1:30.896	45.332	2:16.228	78.45	7.597	09:05:27.427
3 -	1:26.762	43.222	2:09.984 (3)	82.22	1.353	09:07:37.411
4 -	1:25.848	<b>42.783</b>	<b>2:08.631 (1)</b>	<b>83.09</b>		<b>09:09:46.042</b>
5 -	<b>1:24.801</b>	44.620	2:09.421 (2)	82.58	0.790	09:11:55.463

P8 320 600 Will HOPKINS		Kawasaki ZX6R - WH RACING				
IDEAL LAP TIME : 2:08.661		BEST LAP TIME : 2:08.661		DIFFERENCE : 0.000		
LAP	SECTOR 1	SECTOR 2	LAP TIME	MPH	DIFF	TIME OF DAY
1 -	1:41.011	48.478	2:29.489	71.49	20.828	09:03:01.340
2 -	1:31.073	44.773	2:15.846	78.67	7.185	09:05:17.186
3 -	1:28.889	43.673	2:12.562 (3)	80.62	3.901	09:07:29.748
4 -	1:27.037	43.235	2:10.272 (2)	82.04	1.611	09:09:40.020
5 -	<b>1:25.686</b>	<b>42.975</b>	<b>2:08.661 (1)</b>	<b>83.07</b>		<b>09:11:48.681</b>

P9 65 600 Frank MONTINI		Triumph DAYTONA 675R - Sara Johnson				
IDEAL LAP TIME :		BEST LAP TIME : 2:09.149		DIFFERENCE :		
LAP	SECTOR 1	SECTOR 2	LAP TIME	MPH	DIFF	TIME OF DAY
1 -			2:26.689	72.86	17.540	09:03:02.396
2 -			2:13.317	80.17	4.168	09:05:15.713
3 -			2:09.247 (2)	82.69	0.098	09:07:24.961
4 -			2:09.985 (3)	82.22	0.836	09:09:34.946
5 -			<b>2:09.149 (1)</b>	<b>82.75</b>		<b>09:11:44.095</b>

P10 28 600 Tom WALKER		Honda CBR600RR - TRW Racing				
IDEAL LAP TIME : 2:09.016		BEST LAP TIME : 2:09.284		DIFFERENCE : 0.268		
LAP	SECTOR 1	SECTOR 2	LAP TIME	MPH	DIFF	TIME OF DAY
1 -	1:31.294	45.110	2:16.404	78.35	7.120	09:02:43.860
2 -	1:26.748	43.617	2:10.365 (3)	81.98	1.081	09:04:54.225
3 -	<b>1:25.590</b>	44.095	2:09.685 (2)	82.41	0.401	09:07:03.910
4 -	1:26.027	45.148	2:11.175	81.47	1.891	09:09:15.085
5 -	1:25.858	<b>43.426</b>	<b>2:09.284 (1)</b>	<b>82.67</b>		<b>09:11:24.369</b>

P11 23 1000 Jason PAES		Aprilia RSV4 - J&R Electrical Ltd				
IDEAL LAP TIME : 2:09.285		BEST LAP TIME : 2:09.285		DIFFERENCE : 0.000		
LAP	SECTOR 1	SECTOR 2	LAP TIME	MPH	DIFF	TIME OF DAY
1 -	1:32.852	43.753	2:16.605	78.24	7.320	09:02:49.199
2 -	<b>1:26.328</b>	<b>42.957</b>	<b>2:09.285 (1)</b>	<b>82.67</b>		<b>09:04:58.484</b>
3 -	1:26.946	43.707	2:10.653 (2)	81.80	1.368	09:07:09.137
4 -	1:28.081	43.686	2:11.767	81.11	2.482	09:09:20.904
5 -	1:27.561	44.086	2:11.647 (3)	81.18	2.362	09:11:32.551

P12 21 600 Toby FINNIS		Kawasaki ZX6R - NOKA RACING - PRIME/TWT				
IDEAL LAP TIME : 2:09.286		BEST LAP TIME : 2:09.286		DIFFERENCE : 0.000		
LAP	SECTOR 1	SECTOR 2	LAP TIME	MPH	DIFF	TIME OF DAY
1 -	1:39.117	47.671	2:26.788	72.81	17.502	09:03:01.097
2 -	1:28.086	44.992	2:13.078	80.31	3.792	09:05:14.175
3 -	1:26.115	44.014	2:10.129 (3)	82.13	0.843	09:07:24.304
4 -	1:26.108	43.449	2:09.557 (2)	82.49	0.271	09:09:33.861
5 -	<b>1:25.986</b>	<b>43.300</b>	<b>2:09.286 (1)</b>	<b>82.67</b>		<b>09:11:43.147</b>



# BMCRC - MRO Championships 2023 - Rnd 7 @ Snetterton

## L&W Contractors BMCRC Rookie 600 & Rookie 1000

### QUALIFYING - SECTOR ANALYSIS



SECTOR 1 = FL to I1, SECTOR 2 = I1 to FL, DIFF = Difference To Personal Best Lap, P = Crossed Finish Line in Pit Lane, D = Time Disallowed

P13		14 1000		Alex YIANNI		BMW S1000 RR - Airpack 2000 Racing	
IDEAL LAP TIME : 2:09.479		BEST LAP TIME : 2:09.479		DIFFERENCE : 0.000			
LAP	SECTOR 1	SECTOR 2	LAP TIME	MPH	DIFF	TIME OF DAY	
1 -	1:39.207	46.354	2:25.561	73.42	16.082	09:02:59.220	
2 -	1:28.804	43.400	2:12.204 (3)	80.84	2.725	09:05:11.424	
3 -	<b>1:26.305</b>	<b>43.174</b>	<b>2:09.479 (1)</b>	<b>82.54</b>		<b>09:07:20.903</b>	
4 -	1:28.263	43.356	2:11.619 (2)	81.20	2.140	09:09:32.522	

P14		36 1000		Alan MORGAN		Suzuki GSXR 1000 - Little Duck Racing	
IDEAL LAP TIME : 2:08.443		BEST LAP TIME : 2:09.595		DIFFERENCE : 1.152			
LAP	SECTOR 1	SECTOR 2	LAP TIME	MPH	DIFF	TIME OF DAY	
1 -	1:45.115	45.805	2:30.920	70.81	21.325	09:03:06.367	
2 -	1:28.207	53.835	2:22.042	75.24	12.447	09:05:28.409	
3 -	1:26.991	43.331	2:10.322 (3)	82.01	0.727	09:07:38.731	
4 -	1:26.860	<b>42.735</b>	<b>2:09.595 (1)</b>	<b>82.47</b>		<b>09:09:48.326</b>	
5 -	<b>1:25.708</b>	44.157	2:09.865 (2)	82.30	0.270	09:11:58.191	

P15		128 1000		Paul HOWDLE		Kawasaki ZX10R -	
IDEAL LAP TIME : 2:09.142		BEST LAP TIME : 2:09.635		DIFFERENCE : 0.493			
LAP	SECTOR 1	SECTOR 2	LAP TIME	MPH	DIFF	TIME OF DAY	
1 -	1:43.559	49.324	2:32.883	69.91	23.248	09:03:05.533	
2 -	1:28.267	43.863	2:12.130 (2)	80.89	2.495	09:05:17.663	
3 -	1:29.980	<b>43.314</b>	2:13.294 (3)	80.18	3.659	09:07:30.957	
4 -	<b>1:25.828</b>	43.807	<b>2:09.635 (1)</b>	<b>82.44</b>		<b>09:09:40.592</b>	

P16		149 1000		David WILKINS		Yamaha R1 - TwoClicksOut Racing	
IDEAL LAP TIME : 2:08.691		BEST LAP TIME : 2:09.679		DIFFERENCE : 0.988			
LAP	SECTOR 1	SECTOR 2	LAP TIME	MPH	DIFF	TIME OF DAY	
1 -	1:41.319	49.136	2:30.455	71.03	20.776	09:03:11.869	
2 -	1:29.564	45.387	2:14.951	79.19	5.272	09:05:26.820	
3 -	1:26.876	44.243	2:11.119 (3)	81.51	1.440	09:07:37.939	
4 -	1:26.269	<b>43.660</b>	2:09.929 (2)	82.26	0.250	09:09:47.868	
5 -	<b>1:25.031</b>	44.648	<b>2:09.679 (1)</b>	<b>82.41</b>		<b>09:11:57.547</b>	

P17		191 1000		Maurice DAVEY		Suzuki GSXR 1000 - M D racing	
IDEAL LAP TIME : 2:10.625		BEST LAP TIME : 2:10.657		DIFFERENCE : 0.032			
LAP	SECTOR 1	SECTOR 2	LAP TIME	MPH	DIFF	TIME OF DAY	
1 -	1:38.804	46.963	2:25.767	73.32	15.110	09:02:58.629	
2 -	1:28.852	<b>43.199</b>	2:12.051 (3)	80.93	1.394	09:05:10.680	
3 -	1:28.181	43.390	2:11.571 (2)	81.23	0.914	09:07:22.251	
4 -	<b>1:27.426</b>	43.231	<b>2:10.657 (1)</b>	<b>81.80</b>		<b>09:09:32.908</b>	
5 -	1:29.327	43.826	2:13.153	80.26	2.496	09:11:46.061	

P18		825 600		Cody OWENS		Suzuki GSXR 600 - Crippling debt	
IDEAL LAP TIME : 2:10.796		BEST LAP TIME : 2:10.796		DIFFERENCE : 0.000			
LAP	SECTOR 1	SECTOR 2	LAP TIME	MPH	DIFF	TIME OF DAY	
1 -	1:39.197	47.446	2:26.643	72.88	15.847	09:03:03.191	
2 -	1:29.981	44.737	2:14.718 (3)	79.33	3.922	09:05:17.909	
3 -	1:30.521	44.021	2:14.542 (2)	79.44	3.746	09:07:32.451	
4 -	<b>1:27.129</b>	<b>43.667</b>	<b>2:10.796 (1)</b>	<b>81.71</b>		<b>09:09:43.247</b>	

# BMCRC - MRO Championships 2023 - Rnd 7 @ Snetterton

## L&W Contractors BMCRC Rookie 600 & Rookie 1000

### QUALIFYING - SECTOR ANALYSIS



SECTOR 1 = FL to I1, SECTOR 2 = I1 to FL, DIFF = Difference To Personal Best Lap, P = Crossed Finish Line in Pit Lane, D = Time Disallowed

P19 81 600 Dan HARTLE		Triumph DAYTONA 675 - #Teamrace				
IDEAL LAP TIME : 2:11.205		BEST LAP TIME : 2:11.588		DIFFERENCE : 0.383		
LAP	SECTOR 1	SECTOR 2	LAP TIME	MPH	DIFF	TIME OF DAY
1 -	1:38.960	46.331	2:25.291	73.56	13.703	09:02:57.772
2 -	1:30.890	44.266	2:15.156	79.07	3.568	09:05:12.928
3 -	1:27.638	44.275	2:11.913 (3)	81.02	0.325	09:07:24.841
4 -	1:28.052	<b>43.592</b>	2:11.644 (2)	81.18	0.056	09:09:36.485
5 -	<b>1:27.613</b>	43.975	<b>2:11.588 (1)</b>	<b>81.22</b>		<b>09:11:48.073</b>

P20 115 600 Brian MAHER		Yamaha R6 -				
IDEAL LAP TIME : 2:11.280		BEST LAP TIME : 2:11.724		DIFFERENCE : 0.444		
LAP	SECTOR 1	SECTOR 2	LAP TIME	MPH	DIFF	TIME OF DAY
1 -	1:40.653	47.929	2:28.582	71.93	16.858	09:03:01.705
2 -	1:30.948	44.626	2:15.574	78.83	3.850	09:05:17.279
3 -	1:29.682	<b>44.053</b>	2:13.735 (3)	79.91	2.011	09:07:31.014
4 -	<b>1:27.227</b>	44.497	<b>2:11.724 (1)</b>	<b>81.13</b>		<b>09:09:42.738</b>
5 -	1:28.376	44.653	2:13.029 (2)	80.34	1.305	09:11:55.767

P21 49 600 Tony PEACE		Kawasaki ZX6R - Green Boilers and Heating				
IDEAL LAP TIME : 2:13.640		BEST LAP TIME : 2:13.640		DIFFERENCE : 0.000		
LAP	SECTOR 1	SECTOR 2	LAP TIME	MPH	DIFF	TIME OF DAY
1 -	1:39.507	47.664	2:27.171	72.62	13.531	09:02:58.995
2 -	1:29.968	46.809	2:16.777 (3)	78.14	3.137	09:05:15.772
3 -	1:32.671	46.160	2:18.831	76.98	5.191	09:07:34.603
4 -	<b>1:28.011</b>	<b>45.629</b>	<b>2:13.640 (1)</b>	<b>79.97</b>		<b>09:09:48.243</b>
5 -	1:29.541	45.780	2:15.321 (2)	78.98	1.681	09:12:03.564

P22 89 600 Marco STRILLOZZI		Yamaha R6 - KLUAPP.COM				
IDEAL LAP TIME : 2:14.558		BEST LAP TIME : 2:14.558		DIFFERENCE : 0.000		
LAP	SECTOR 1	SECTOR 2	LAP TIME	MPH	DIFF	TIME OF DAY
1 -	1:46.589	49.864	2:36.453	68.31	21.895	09:03:16.913
2 -	1:33.121	46.592	2:19.713	76.50	5.155	09:05:36.626
3 -	1:29.799	45.948	2:15.747 (2)	78.73	1.189	09:07:52.373
4 -	<b>1:29.197</b>	<b>45.361</b>	<b>2:14.558 (1)</b>	<b>79.43</b>		<b>09:10:06.931</b>
5 -	1:32.990	46.462	2:19.452 (3)	76.64	4.894	09:12:26.383

P23 29 600 Adrian FALINSKI		Kawasaki ZX6R -				
IDEAL LAP TIME : 2:14.374		BEST LAP TIME : 2:14.901		DIFFERENCE : 0.527		
LAP	SECTOR 1	SECTOR 2	LAP TIME	MPH	DIFF	TIME OF DAY
1 -	1:38.607	47.243	2:25.850	73.28	10.949	09:02:56.671
2 -	1:30.856	<b>45.235</b>	2:16.091 (3)	78.53	1.190	09:05:12.762
3 -	1:29.884	45.286	2:15.170 (2)	79.07	0.269	09:07:27.932
4 -	<b>1:29.139</b>	45.762	<b>2:14.901 (1)</b>	<b>79.22</b>		<b>09:09:42.833</b>
5 -	1:30.788	46.282	2:17.070	77.97	2.169	09:11:59.903

P24 201 600 Ian KIRKBY		Yamaha YZF R6 -				
IDEAL LAP TIME : 2:15.886		BEST LAP TIME : 2:15.886		DIFFERENCE : 0.000		
LAP	SECTOR 1	SECTOR 2	LAP TIME	MPH	DIFF	TIME OF DAY
1 -	1:45.365	50.634	2:35.999	68.51	20.113	09:03:13.897
2 -	1:31.094	46.004	2:17.098 (2)	77.95	1.212	09:05:30.995
3 -	1:44.485	47.575	2:32.060 (3)	70.28	16.174	09:08:03.055
4 -	<b>1:30.665</b>	<b>45.221</b>	<b>2:15.886 (1)</b>	<b>78.65</b>		<b>09:10:18.941</b>

P25 4 600 Kallum BEDWELL		Yamaha R6 - CTHL-Connected to homes ltd				
IDEAL LAP TIME : 2:17.950		BEST LAP TIME : 2:17.950		DIFFERENCE : 0.000		
LAP	SECTOR 1	SECTOR 2	LAP TIME	MPH	DIFF	TIME OF DAY
1 -	<b>1:32.161</b>	<b>45.789</b>	<b>2:17.950 (1)</b>	<b>77.47</b>		<b>09:02:46.051</b>

# BMCRC - MRO Championships 2023 - Rnd 7 @ Snetterton

## L&W Contractors BMCRC Rookie 600 & Rookie 1000

### QUALIFYING - SECTOR ANALYSIS



SECTOR 1 = FL to I1, SECTOR 2 = I1 to FL, DIFF = Difference To Personal Best Lap, P = Crossed Finish Line in Pit Lane, D = Time Disallowed

P26		124 600		Mark STRUTT		Yamaha R6 - MPS Developments LTD	
IDEAL LAP TIME : 2:17.463		BEST LAP TIME : 2:18.070		DIFFERENCE : 0.607			
LAP	SECTOR 1	SECTOR 2	LAP TIME	MPH	DIFF	TIME OF DAY	
1 -	1:38.173	47.507	2:25.680	73.36	7.610	09:02:55.461	
2 -	1:32.609	47.094	2:19.703 (3)	76.50	1.633	09:05:15.164	
3 -	1:32.949	48.477	2:21.426	75.57	3.356	09:07:36.590	
4 -	1:31.345	<b>46.725</b>	<b>2:18.070 (1)</b>	<b>77.41</b>		<b>09:09:54.660</b>	
5 -	<b>1:30.738</b>	48.223	2:18.961 (2)	76.91	0.891	09:12:13.621	

P27		916 600		Adam FREWIN		Yamaha R6 - Dickens cider	
IDEAL LAP TIME : 2:26.906		BEST LAP TIME : 2:26.906		DIFFERENCE : 0.000			
LAP	SECTOR 1	SECTOR 2	LAP TIME	MPH	DIFF	TIME OF DAY	
1 -	1:40.812	51.836	2:32.648 (3)	70.01	5.742	09:04:37.045	
2 -	1:37.635	50.903	2:28.538 (2)	71.95	1.632	09:07:05.583	
3 -	<b>1:37.269</b>	<b>49.637</b>	<b>2:26.906 (1)</b>	<b>72.75</b>		<b>09:09:32.489</b>	

P28		395 600		William NICHOLLS		Yamaha R6 - Will Nicholls Farriery	
IDEAL LAP TIME : 2:27.587		BEST LAP TIME : 2:27.587		DIFFERENCE : 0.000			
LAP	SECTOR 1	SECTOR 2	LAP TIME	MPH	DIFF	TIME OF DAY	
1 -	1:46.125	51.113	2:37.238	67.97	9.651	09:03:14.887	
2 -	1:37.607	51.081	2:28.688 (2)	71.88	1.101	09:05:43.575	
3 -	<b>1:37.429</b>	<b>50.158</b>	<b>2:27.587 (1)</b>	<b>72.41</b>		<b>09:08:11.162</b>	
4 -	1:37.498	51.320	2:28.818 (3)	71.81	1.231	09:10:39.980	

P29		127 600		Rhys QUANTRALL		Kawasaki ZX6R -	
IDEAL LAP TIME : 2:30.064		BEST LAP TIME : 2:30.064		DIFFERENCE : 0.000			
LAP	SECTOR 1	SECTOR 2	LAP TIME	MPH	DIFF	TIME OF DAY	
1 -	OUTLAP	58.202	3:05.195	57.71	35.131	09:06:10.031	
2 -	1:48.564	52.262	2:40.826 (2)	66.45	10.762	09:08:50.857	
3 -	<b>1:40.354</b>	<b>49.710</b>	<b>2:30.064 (1)</b>	<b>71.22</b>		<b>09:11:20.921</b>	

# BMCRC - MRO Championships 2023 - Rnd 7 @ Snetterton

## L&W Contractors BMCRC Rookie 600 & Rookie 1000

### QUALIFYING - BEST SECTORS

SECTOR 1				SECTOR 2				IDEAL / BEST COMPARISON				
POS	NO	NAME	TIME	NO	NAME	TIME	POS	NO	NAME	IDEAL	BEST	DIFF
									<b>PERFECT LAP</b>	<b>2:01.266</b>		
1	100	CRANSTONE	1:20.699	100	CRANSTONE	40.567	1	100	CRANSTONE	2:01.266	2:01.468	0.202
2	87	THOMPSON	1:21.278	87	THOMPSON	40.663	2	87	THOMPSON	2:01.941	2:01.941	0.000
3	555	HUGGETT	1:21.598	24	MANLEY	40.807	3	24	MANLEY	2:02.510	2:02.527	0.017
4	24	MANLEY	1:21.703	555	HUGGETT	41.511	4	555	HUGGETT	2:03.109	2:03.620	0.511
5	123	VINCER	1:24.281	123	VINCER	42.367	5	123	VINCER	2:06.648	2:06.747	0.099
6	187	DERMOTT	1:24.801	36	MORGAN	42.735	6	187	DERMOTT	2:07.584	2:08.631	1.047
7	116	ALLAN	1:24.917	187	DERMOTT	42.783	7	116	ALLAN	2:07.757	2:08.391	0.634
8	149	WILKINS	1:25.031	116	ALLAN	42.840	8	36	MORGAN	2:08.443	2:09.595	1.152
9	28	WALKER	1:25.590	23	PAES	42.957	9	320	HOPKINS	2:08.661	2:08.661	0.000
10	320	HOPKINS	1:25.686	320	HOPKINS	42.975	10	149	WILKINS	2:08.691	2:09.679	0.988
11	36	MORGAN	1:25.708	14	YIANNI	43.174	11	28	WALKER	2:09.016	2:09.284	0.268
12	128	HOWDLE	1:25.828	191	DAVEY	43.199	12	128	HOWDLE	2:09.142	2:09.635	0.493
13	21	FINNIS	1:25.986	21	FINNIS	43.300	13	23	PAES	2:09.285	2:09.285	0.000
14	14	YIANNI	1:26.305	128	HOWDLE	43.314	14	21	FINNIS	2:09.286	2:09.286	0.000
15	23	PAES	1:26.328	28	WALKER	43.426	15	14	YIANNI	2:09.479	2:09.479	0.000
16	825	OWENS	1:27.129	81	HARTLE	43.592	16	191	DAVEY	2:10.625	2:10.657	0.032
17	115	MAHER	1:27.227	149	WILKINS	43.660	17	825	OWENS	2:10.796	2:10.796	0.000
18	191	DAVEY	1:27.426	825	OWENS	43.667	18	81	HARTLE	2:11.205	2:11.588	0.383
19	81	HARTLE	1:27.613	115	MAHER	44.053	19	115	MAHER	2:11.280	2:11.724	0.444
20	49	PEACE	1:28.011	201	KIRKBY	45.221	20	49	PEACE	2:13.640	2:13.640	0.000
21	29	FALINSKI	1:29.139	29	FALINSKI	45.235	21	29	FALINSKI	2:14.374	2:14.901	0.527
22	89	STRILLOZZI	1:29.197	89	STRILLOZZI	45.361	22	89	STRILLOZZI	2:14.558	2:14.558	0.000
23	201	KIRKBY	1:30.665	49	PEACE	45.629	23	201	KIRKBY	2:15.886	2:15.886	0.000
24	124	STRUTT	1:30.738	4	BEDWELL	45.789	24	124	STRUTT	2:17.463	2:18.070	0.607
25	4	BEDWELL	1:32.161	124	STRUTT	46.725	25	4	BEDWELL	2:17.950	2:17.950	0.000
26	916	FREWIN	1:37.269	916	FREWIN	49.637	26	916	FREWIN	2:26.906	2:26.906	0.000
27	395	NICHOLLS	1:37.429	127	QUANTRALL	49.710	27	395	NICHOLLS	2:27.587	2:27.587	0.000
28	127	QUANTRALL	1:40.354	395	NICHOLLS	50.158	28	127	QUANTRALL	2:30.064	2:30.064	0.000
29							29	65	MONTINI		2:09.149	

# BMCRC - MRO Championships 2023 - Rnd 7 @ Snetterton

## L&W Contractors BMCRC Rookie 600 & Rookie 1000

### QUALIFYING - STATISTICS

**Competitors Started** 29  
**Planned Start** 2023-09-02 @ 09:00:00.000  
**Actual Start** 2023-09-02 @ 09:00:20.552  
**Finish Time** 2023-09-02 @ 09:10:18.807  
**Track Length** 2.9689mi.  
**Total Laps** 131  
**Total Distance Covered** 388.9274mi.

### Session Fastest Lap History

NO	CL	NAME	LAP TIME	TIME OF DAY	LAP	VEHICLE
100	1000	Sam CRANSTONE	2:07.087	09:02:37.645	1	Bmw S1000RR
100	1000	Sam CRANSTONE	2:01.468	09:04:39.113	2	Bmw S1000RR

### Flag History

TYPE	TIME OF DAY
GREEN	09:00:20.552
FINISH	09:10:18.807

### Flag Statistics

TYPE	COUNT	TOTAL LAPS	TOTAL TIME
Green	1	5	12:18.883
Red	0	0	0.000
Safety Car	0	0	0.000
FCY	0	0	0.000

# BMCRC - MRO Championships 2023 - Rnd 7 @ Snetterton

## L&W Contractors BMCRC Rookie 600 & Rookie 1000

### QUALIFYING - STATISTICS

**CLASS : 1000**

11 Starters

#### Fastest Lap History

NO	NAME	LAP TIME	TIME OF DAY	LAP	VEHICLE
100	Sam CRANSTONE	<b>2:07.087</b>	09:02:37.645	1	Bmw S1000RR
100	Sam CRANSTONE	<b>2:01.468</b>	09:04:39.113	2	Bmw S1000RR

# BMCRC - MRO Championships 2023 - Rnd 7 @ Snetterton

## L&W Contractors BMCRC Rookie 600 & Rookie 1000

### QUALIFYING - STATISTICS

**CLASS : 600**

18 Starters

#### Fastest Lap History

NO	NAME	LAP TIME	TIME OF DAY	LAP	VEHICLE
24	Callum MANLEY	<b>2:11.707</b>	09:02:37.901	1	Honda CBR600 RR
24	Callum MANLEY	<b>2:03.571</b>	09:04:41.473	2	Honda CBR600 RR
24	Callum MANLEY	<b>2:03.120</b>	09:06:44.592	3	Honda CBR600 RR
24	Callum MANLEY	<b>2:02.527</b>	09:08:47.120	4	Honda CBR600 RR

# BMCRC - MRO Championships 2023 - Rnd 7 @ Snetterton

## L&W Contractors BMCRC Rookie 600 & Rookie 1000

### RACE 1 - GRID (5 Laps)



CONTRACTORS LTD

ROW 11	33	2:30.064	127 Rhys QUANTRALL	32	2:27.587	395 William NICHOLLS	31	2:26.906	916 Adam FREWIN
ROW 10	30	2:18.070	124 Mark STRUTT	29	2:17.950	4 Kallum BEDWELL	28	2:15.886	201 Ian KIRKBY
ROW 9	27	2:14.901	29 Adrian FALINSKI	26	2:14.558	89 Marco STRILLOZZI	25	2:13.640	49 Tony PEACE
ROW 8	24	2:11.724	115 Brian MAHER	23	2:11.588	81 Dan HARTLE	22	2:10.796	825 Cody OWENS
ROW 7	21	2:09.286	21 Toby FINNIS	20	2:09.284	28 Tom WALKER	19	2:09.149	65 Frank MONTINI
ROW 6	18	2:08.661	320 Will HOPKINS	17	2:08.391	116 Jack ALLAN	16	2:02.527	24 Callum MANLEY
ROW 5	15			14			13		
ROW 4	12			11	2:10.657	191 Maurice DAVEY	10	2:09.679	149 David WILKINS
ROW 3	9	2:09.635	128 Paul HOWDLE	8	2:09.595	36 Alan MORGAN	7	2:09.479	14 Alex YIANNI
ROW 2	6	2:09.285	23 Jason PAES	5	2:08.631	187 Scott DERMOTT	4	2:06.747	123 James VINCER
ROW 1	3	2:03.620	555 Dominic HUGGETT	2	2:01.941	87 Karl THOMPSON	1	2:01.468	100 Sam CRANSTONE
<b>Pole</b>									

Snetterton 300: 2.9689 miles

These results are provisional until the conclusion of any judicial and technical matters.

Clerk Of Course :	Stewards :	Timekeeper : Craig Smith
-------------------	------------	--------------------------

Results can be found at [www.tsl-timing.com](http://www.tsl-timing.com)

Printed - 09:15 Saturday, 02 September 2023





# BMCRC - MRO Championships 2023 - Rnd 7 @ Snetterton

## L&W Contractors BMCRC Rookie 600 & Rookie 1000

### RACE 1 - CLASSIFICATION



CONTRACTORS LTD

POS	NO	CL	PIC	NAME	ENTRY	LAPS	TIME	GAP	DIFF	MPH	BEST	ON
1	100	1000	1	Sam CRANSTONE	Bmw S1000RR - Fortis racing	5	10:08.269			87.85	1:58.514	2
2	87	1000	2	Karl THOMPSON	Yamaha R1 - #Teamrace	5	10:15.268	6.999	6.999	86.85	2:01.189	5
3	149	1000	3	David WILKINS	Yamaha R1 - TwoClicksOut Racing	5	10:31.835	23.566	16.567	84.57	2:04.051	5
4	187	1000	4	Scott DERMOTT	Yamaha R1 - TwoClicksOut Racing	5	10:36.967	28.698	5.132	83.89	2:04.613	5
5	123	1000	5	James VINCER	Kawasaki ZX 10 - A W RACING LTD	5	10:37.999	29.730	1.032	83.76	2:04.664	5
6	36	1000	6	Alan MORGAN	Suzuki GSXR 1000 - Little Duck Racing	5	10:38.649	30.380	0.650	83.67	2:05.800	5
7	14	1000	7	Alex YIANNI	BMW S1000 RR - Airpack 2000 Racing	5	10:49.494	41.225	10.845	82.27	2:06.510	2
8	128*	1000	8	Paul HOWDLE	Kawasaki ZX10R -	5	10:49.860	41.591	0.366	82.23	2:04.860	4
9	23	1000	9	Jason PAES	Aprilia RSV4 - J&R Electrical Ltd	5	10:49.938	41.669	0.078	82.22	2:06.996	2
10	24	600	1	Callum MANLEY	Honda CBR600 RR - Bec's Sweets	5	11:07.684	59.415	17.746	80.03	2:04.025	4
11	191	1000	10	Maurice DAVEY	Suzuki GSXR 1000 - M D racing	5	11:08.154	59.885	0.470	79.98	2:10.390	2
12	320	600	2	Will HOPKINS	Kawasaki ZX6R - WH RACING	5	11:20.373	1:12.104	12.219	78.54	2:06.265	3
13	28	600	3	Tom WALKER	Honda CBR600RR - TRW Racing	5	11:20.464	1:12.195	0.091	78.53	2:05.400	3
14	116	600	4	Jack ALLAN	Kawasaki ZX6R - Blackwidow exhausts	5	11:23.705	1:15.436	3.241	78.16	2:05.888	3
15	21	600	5	Toby FINNIS	Kawasaki ZX6R - NOKA RACING - PRIME/TWT	5	11:24.156	1:15.887	0.451	78.11	2:06.475	5
16	65	600	6	Frank MONTINI	Triumph DAYTONA 675R - Sara Johnson	5	11:25.072	1:16.803	0.916	78.00	2:05.990	5
17	4	600	7	Kallum BEDWELL	Yamaha R6 - CTHL-Connected to homes ltd	5	11:32.777	1:24.508	7.705	77.13	2:07.661	4
18	115	600	8	Brian MAHER	Yamaha R6 -	5	11:39.046	1:30.777	6.269	76.44	2:09.626	3
19	81	600	9	Dan HARTLE	Triumph DAYTONA 675 - #Teamrace	5	11:42.004	1:33.735	2.958	76.12	2:10.052	2
20	124	600	10	Mark STRUTT	Yamaha R6 - MPS Developments LTD	5	11:42.323	1:34.054	0.319	76.09	2:09.319	4
21	825	600	11	Cody OWENS	Suzuki GSXR 600 - Crippling debt	5	11:46.270	1:38.001	3.947	75.66	2:10.368	2
22	29	600	12	Adrian FALINSKI	Kawasaki ZX6R -	5	11:48.093	1:39.824	1.823	75.47	2:10.770	4
23	49	600	13	Tony PEACE	Kawasaki ZX6R - Green Boilers and Heating	5	11:51.028	1:42.759	2.935	75.15	2:11.549	4
24	201	600	14	Ian KIRKBY	Yamaha YZF R6 -	5	11:57.356	1:49.087	6.328	74.49	2:12.422	5
25	916	600	15	Adam FREWIN	Yamaha R6 - Dickens cider	4	10:12.585	1 Lap	1 Lap	69.78	2:21.186	3
26	395	600	16	William NICHOLLS	Yamaha R6 - Will Nicholls Farriery	4	10:13.191	1 Lap	0.606	69.72	2:19.286	4

#### NOT CLASSIFIED

DNF	555	1000		Dominic HUGGETT	Yamaha R1 - A1COFFEE.NET	4	8:14.209	1 Lap		86.50	2:00.418	4
DNF	127	600		Rhys QUANTRALL	Kawasaki ZX6R -	4	10:07.269	1 Lap	1:53.060	70.40	2:17.067	4

#### FASTEST LAP

	100	1000		Sam CRANSTONE	Bmw S1000RR - Fortis racing	2	1:58.514			90.18 mph	145.13 kph	
	24	600		Callum MANLEY	Honda CBR600 RR - Bec's Sweets	4	2:04.025			86.17 mph	138.68 kph	

\* Bike 128 - 10 second penalty - jump start  
 Class 1000 - 92.5% of Race Speed = 81.26 mph  
 Class 600 - 92.5% of Race Speed = 74.02 mph

Weather / Track : Cloudy / Dry

These results are provisional until the conclusion of any judicial and technical matters.

Race Distance: 5 Laps / 14.84 miles

Snetterton 300: 2.9689 miles

Date: 02/09/2023 Start: 11:39 Finish: 11:49

Clerk Of Course :

Stewards :

Timekeeper :

*Craig Smith*

Results can be found at [www.tsl-timing.com](http://www.tsl-timing.com)

Printed - 11:54 Saturday, 02 September 2023



# BMCRC - MRO Championships 2023 - Rnd 7 @ Snetterton

## L&W Contractors BMCRC Rookie 600 & Rookie 1000

### RACE 1 - LAP CHART

LAP 1 @ 11:41:48.378			LAP 2 @ 11:43:46.892			LAP 3 @ 11:45:46.595			LAP 4 @ 11:47:46.942			LAP 5 @ 11:49:50.238		
NO	BEHIND	LAP TIME	NO	BEHIND	LAP TIME	NO	BEHIND	LAP TIME	NO	BEHIND	LAP TIME	NO	BEHIND	LAP TIME
<b>100</b>		2:06.409	<b>100</b>		1:58.514	<b>100</b>		1:59.703	<b>100</b>		2:00.347	<b>100</b>		2:03.296
<b>87</b>	2.559	2:08.968	<b>87</b>	5.452	2:01.407	<b>87</b>	7.321	2:01.572	<b>87</b>	9.106	2:02.132	<b>916</b>	1 Lap	2:21.254
<b>555</b>	4.150	2:10.559	<b>555</b>	7.747	2:02.111	<b>555</b>	9.165	2:01.121	<b>555</b>	9.236	2:00.418	<b>395</b>	1 Lap	2:19.286
<b>149</b>	5.488	2:11.897	<b>149</b>	12.101	2:05.127	<b>149</b>	17.895	2:05.497	<b>149</b>	22.811	2:05.263	<b>87</b>	6.999	2:01.189
<b>36</b>	8.517	2:14.926	<b>36</b>	16.134	2:06.131	<b>36</b>	22.307	2:05.876	<b>187</b>	27.381	2:05.012	<b>149</b>	23.566	2:04.051
<b>187</b>	8.879	2:15.288	<b>187</b>	16.588	2:06.223	<b>187</b>	22.716	2:05.831	<b>36</b>	27.876	2:05.916	<b>187</b>	28.698	2:04.613
<b>123</b>	10.004	2:16.413	<b>123</b>	17.768	2:06.278	<b>123</b>	24.002	2:05.937	<b>123</b>	28.362	2:04.707	<b>123</b>	29.730	2:04.664
<b>14</b>	10.563	2:16.972	<b>14</b>	18.559	2:06.510	<b>128</b>	24.955	2:05.300	<b>128</b>	29.468	2:04.860	<b>36</b>	30.380	2:05.800
<b>128</b>	11.166	2:17.575	<b>128</b>	19.358	2:06.706	<b>14</b>	27.110	2:08.254	<b>14</b>	35.358	2:08.595	<b>128</b>	31.591	2:05.419
<b>23</b>	11.452	2:17.861	<b>23</b>	19.934	2:06.996	<b>23</b>	27.642	2:07.411	<b>23</b>	36.257	2:08.962	<b>14</b>	41.225	2:09.163
<b>191</b>	14.169	2:20.578	<b>191</b>	26.045	2:10.390	<b>191</b>	38.414	2:12.072	<b>191</b>	49.610	2:11.543	<b>23</b>	41.669	2:08.708
<b>24</b>	42.672	2:49.081	<b>24</b>	48.371	2:04.213	<b>24</b>	53.584	2:04.916	<b>24</b>	57.262	2:04.025	<b>24</b>	59.415	2:05.449
<b>28</b>	47.701	2:54.110	<b>28</b>	55.960	2:06.773	<b>28</b>	1:01.657	2:05.400	<b>28</b>	1:08.289	2:06.979	<b>191</b>	59.885	2:13.571
<b>116</b>	48.160	2:54.569	<b>320</b>	56.552	2:06.419	<b>320</b>	1:03.114	2:06.265	<b>320</b>	1:09.058	2:06.291	<b>320</b>	1:12.104	2:06.342
<b>320</b>	48.647	2:55.056	<b>116</b>	57.432	2:07.786	<b>116</b>	1:03.617	2:05.888	<b>116</b>	1:10.112	2:06.842	<b>28</b>	1:12.195	2:07.202
<b>21</b>	49.033	2:55.442	<b>21</b>	58.245	2:07.726	<b>21</b>	1:05.698	2:07.156	<b>21</b>	1:12.708	2:07.357	<b>116</b>	1:15.436	2:08.620
<b>65</b>	50.183	2:56.592	<b>65</b>	59.471	2:07.802	<b>65</b>	1:07.063	2:07.295	<b>65</b>	1:14.109	2:07.393	<b>21</b>	1:15.887	2:06.475
<b>115</b>	50.611	2:57.020	<b>115</b>	1:02.459	2:10.362	<b>4</b>	1:11.681	2:08.254	<b>4</b>	1:18.995	2:07.661	<b>65</b>	1:16.803	2:05.990
<b>4</b>	52.401	2:58.810	<b>4</b>	1:03.130	2:09.243	<b>115</b>	1:12.382	2:09.626	<b>115</b>	1:22.642	2:10.607	<b>4</b>	1:24.508	2:08.809
<b>29</b>	53.672	3:00.081	<b>81</b>	1:05.598	2:10.052	<b>81</b>	1:16.162	2:10.267	<b>81</b>	1:26.475	2:10.660	<b>115</b>	1:30.777	2:11.431
<b>81</b>	54.060	3:00.469	<b>825</b>	1:05.931	2:10.368	<b>825</b>	1:16.770	2:10.542	<b>124</b>	1:26.981	2:09.319	<b>81</b>	1:33.735	2:10.556
<b>825</b>	54.077	3:00.486	<b>124</b>	1:08.013	2:12.323	<b>124</b>	1:18.009	2:09.699	<b>825</b>	1:30.657	2:14.234	<b>124</b>	1:34.054	2:10.369
<b>124</b>	54.204	3:00.613	<b>29</b>	1:08.301	2:13.143	<b>29</b>	1:21.394	2:12.796	<b>29</b>	1:31.817	2:10.770	<b>825</b>	1:38.001	2:10.640
<b>49</b>	55.395	3:01.804	<b>49</b>	1:08.905	2:12.024	<b>49</b>	1:21.990	2:12.788	<b>49</b>	1:33.192	2:11.549	<b>29</b>	1:39.824	2:11.303
<b>201</b>	57.023	3:03.432	<b>201</b>	1:12.747	2:14.238	<b>201</b>	1:26.495	2:13.451	<b>201</b>	1:39.961	2:13.813	<b>49</b>	1:42.759	2:12.863
<b>916</b>	1:01.819	3:08.228	<b>916</b>	1:25.222	2:21.917	<b>127</b>	1:45.576	2:17.078	<b>127</b>	2:02.296	2:17.067	<b>201</b>	1:49.087	2:12.422
<b>395</b>	1:06.759	3:13.168	<b>127</b>	1:28.201	2:19.144	<b>916</b>	1:46.705	2:21.186						
<b>127</b>	1:07.571	3:13.980	<b>395</b>	1:29.255	2:21.010	<b>395</b>	1:49.279	2:19.727						

# BMCRC - MRO Championships 2023 - Rnd 7 @ Snetterton

## L&W Contractors BMCRC Rookie 600 & Rookie 1000

### RACE 1 - POSITION CHART

No	Name	Lap Pos	Lap				
			1	2	3	4	5
100	CRANSTONE	1	100	100	100	100	100
87	THOMPSON	2	87	87	87	87	87
555	HUGGETT	3	555	555	555	555	149
123	VINCER	4	149	149	149	149	187
187	DERMOTT	5	36	36	36	187	123
23	PAES	6	187	187	187	36	36
14	YIANNI	7	123	123	123	123	128
36	MORGAN	8	14	14	128	128	14
128	HOWDLE	9	128	128	14	14	23
149	WILKINS	10	23	23	23	23	24
191	DAVEY	11	191	191	191	191	191
24	MANLEY	12	24	24	24	24	320
116	ALLAN	13	28	28	28	28	28
320	HOPKINS	14	116	320	320	320	116
65	MONTINI	15	320	116	116	116	21
28	WALKER	16	21	21	21	21	65
21	FINNIS	17	65	65	65	65	4
825	OWENS	18	115	115	4	4	115
81	HARTLE	19	4	4	115	115	81
115	MAHER	20	29	81	81	81	124
49	PEACE	21	81	825	825	124	825
29	FALINSKI	22	825	124	124	825	29
201	KIRKBY	23	124	29	29	29	49
4	BEDWELL	24	49	49	49	49	201
124	STRUTT	25	201	201	201	201	
916	FREWIN	26	916	916	127	127	
395	NICHOLLS	27	395	127	916	916	
127	QUANTRALL	28	127	395	395	395	

# BMCRC - MRO Championships 2023 - Rnd 7 @ Snetterton

## L&W Contractors BMCRC Rookie 600 & Rookie 1000

### RACE 1 - SECTOR ANALYSIS



SECTOR 1 = FL to I1, SECTOR 2 = I1 to FL, DIFF = Difference To Personal Best Lap, P = Crossed Finish Line in Pit Lane, D = Time Disallowed

P1		100	1000	Sam CRANSTONE	Bmw S1000RR - Fortis racing						
IDEAL LAP TIME :		1:58.420		BEST LAP TIME :		1:58.514		DIFFERENCE :		0.094	
LAP	SECTOR 1	SECTOR 2		LAP TIME	MPH	DIFF	TIME OF DAY				
1 -		<b>39.751</b>		2:06.409	84.55	7.895	11:41:48.378				
2 -	<b>1:18.669</b>	39.845		<b>1:58.514 (1)</b>	<b>90.18</b>		<b>11:43:46.892</b>				
3 -	1:19.752	39.951		1:59.703 (2)	89.28	1.189	11:45:46.595				
4 -	1:20.296	40.051		2:00.347 (3)	88.81	1.833	11:47:46.942				
5 -	1:21.104	42.192		2:03.296	86.68	4.782	11:49:50.238				

P2		87	1000	Karl THOMPSON	Yamaha R1 - #Teamrace						
IDEAL LAP TIME :		2:00.815		BEST LAP TIME :		2:01.189		DIFFERENCE :		0.374	
LAP	SECTOR 1	SECTOR 2		LAP TIME	MPH	DIFF	TIME OF DAY				
1 -		40.733		2:08.968	82.87	7.779	11:41:50.937				
2 -	<b>1:20.288</b>	41.119		2:01.407 (2)	88.03	0.218	11:43:52.344				
3 -	1:21.033	40.539		2:01.572 (3)	87.91	0.383	11:45:53.916				
4 -	1:21.340	40.792		2:02.132	87.51	0.943	11:47:56.048				
5 -	1:20.662	<b>40.527</b>		<b>2:01.189 (1)</b>	<b>88.19</b>		<b>11:49:57.237</b>				

P3		149	1000	David WILKINS	Yamaha R1 - TwoClicksOut Racing						
IDEAL LAP TIME :		2:04.051		BEST LAP TIME :		2:04.051		DIFFERENCE :		0.000	
LAP	SECTOR 1	SECTOR 2		LAP TIME	MPH	DIFF	TIME OF DAY				
1 -		41.411		2:11.897	81.03	7.846	11:41:53.866				
2 -	1:23.079	42.048		2:05.127 (2)	85.41	1.076	11:43:58.993				
3 -	1:23.387	42.110		2:05.497	85.16	1.446	11:46:04.490				
4 -	1:23.239	42.024		2:05.263 (3)	85.32	1.212	11:48:09.753				
5 -	<b>1:22.795</b>	<b>41.256</b>		<b>2:04.051 (1)</b>	<b>86.15</b>		<b>11:50:13.804</b>				

P4		187	1000	Scott DERMOTT	Yamaha R1 - TwoClicksOut Racing						
IDEAL LAP TIME :		2:04.613		BEST LAP TIME :		2:04.613		DIFFERENCE :		0.000	
LAP	SECTOR 1	SECTOR 2		LAP TIME	MPH	DIFF	TIME OF DAY				
1 -		42.416		2:15.288	79.00	10.675	11:41:57.257				
2 -	1:23.855	42.368		2:06.223	84.67	1.610	11:44:03.480				
3 -	1:23.640	42.191		2:05.831 (3)	84.93	1.218	11:46:09.311				
4 -	1:23.584	41.428		2:05.012 (2)	85.49	0.399	11:48:14.323				
5 -	<b>1:23.192</b>	<b>41.421</b>		<b>2:04.613 (1)</b>	<b>85.77</b>		<b>11:50:18.936</b>				

P5		123	1000	James VINCER	Kawasaki ZX 10 - A W RACING LTD						
IDEAL LAP TIME :		2:04.515		BEST LAP TIME :		2:04.664		DIFFERENCE :		0.149	
LAP	SECTOR 1	SECTOR 2		LAP TIME	MPH	DIFF	TIME OF DAY				
1 -		42.165		2:16.413	78.35	11.749	11:41:58.382				
2 -	1:24.746	41.532		2:06.278	84.63	1.614	11:44:04.660				
3 -	1:24.116	41.821		2:05.937 (3)	84.86	1.273	11:46:10.597				
4 -	<b>1:23.406</b>	41.301		2:04.707 (2)	85.70	0.043	11:48:15.304				
5 -	1:23.555	<b>41.109</b>		<b>2:04.664 (1)</b>	<b>85.73</b>		<b>11:50:19.968</b>				

P6		36	1000	Alan MORGAN	Suzuki GSXR 1000 - Little Duck Racing						
IDEAL LAP TIME :		2:05.109		BEST LAP TIME :		2:05.800		DIFFERENCE :		0.691	
LAP	SECTOR 1	SECTOR 2		LAP TIME	MPH	DIFF	TIME OF DAY				
1 -		42.550		2:14.926	79.21	9.126	11:41:56.895				
2 -	1:23.768	42.363		2:06.131	84.73	0.331	11:44:03.026				
3 -	1:23.761	42.115		2:05.876 (2)	84.90	0.076	11:46:08.902				
4 -	<b>1:23.601</b>	42.315		2:05.916 (3)	84.88	0.116	11:48:14.818				
5 -	1:24.292	<b>41.508</b>		<b>2:05.800 (1)</b>	<b>84.96</b>		<b>11:50:20.618</b>				

# BMCRC - MRO Championships 2023 - Rnd 7 @ Snetterton

## L&W Contractors BMCRC Rookie 600 & Rookie 1000

### RACE 1 - SECTOR ANALYSIS



SECTOR 1 = FL to I1, SECTOR 2 = I1 to FL, DIFF = Difference To Personal Best Lap, P = Crossed Finish Line in Pit Lane, D = Time Disallowed

P7		14 1000		Alex YIANNI		BMW S1000 RR - Airpack 2000 Racing	
IDEAL LAP TIME : 2:06.510		BEST LAP TIME : 2:06.510		DIFFERENCE : 0.000			
LAP	SECTOR 1	SECTOR 2	LAP TIME	MPH	DIFF	TIME OF DAY	
1 -		42.405	2:16.972	78.03	10.462	11:41:58.941	
2 -	<b>1:24.465</b>	<b>42.045</b>	<b>2:06.510 (1)</b>	<b>84.48</b>		<b>11:44:05.451</b>	
3 -	1:24.952	43.302	2:08.254 (2)	83.33	1.744	11:46:13.705	
4 -	1:26.045	42.550	2:08.595 (3)	83.11	2.085	11:48:22.300	
5 -	1:26.323	42.840	2:09.163	82.74	2.653	11:50:31.463	

P8		128 1000		Paul HOWDLE		Kawasaki ZX10R -	
IDEAL LAP TIME : 2:04.860		BEST LAP TIME : 2:04.860		DIFFERENCE : 0.000			
LAP	SECTOR 1	SECTOR 2	LAP TIME	MPH	DIFF	TIME OF DAY	
1 -		42.535	2:17.575	77.68	12.715	11:41:59.544	
2 -	1:24.330	42.376	2:06.706	84.35	1.846	11:44:06.250	
3 -	1:23.538	41.762	2:05.300 (2)	85.29	0.440	11:46:11.550	
4 -	<b>1:23.114</b>	<b>41.746</b>	<b>2:04.860 (1)</b>	<b>85.60</b>		<b>11:48:16.410</b>	
5 -	1:23.321	42.098	2:05.419 (3)	85.21	0.559	11:50:21.829	

P9		23 1000		Jason PAES		Aprilia RSV4 - J&R Electrical Ltd	
IDEAL LAP TIME : 2:06.996		BEST LAP TIME : 2:06.996		DIFFERENCE : 0.000			
LAP	SECTOR 1	SECTOR 2	LAP TIME	MPH	DIFF	TIME OF DAY	
1 -		42.873	2:17.861	77.52	10.865	11:41:59.830	
2 -	<b>1:24.609</b>	<b>42.387</b>	<b>2:06.996 (1)</b>	<b>84.16</b>		<b>11:44:06.826</b>	
3 -	1:24.996	42.415	2:07.411 (2)	83.88	0.415	11:46:14.237	
4 -	1:26.054	42.908	2:08.962	82.87	1.966	11:48:23.199	
5 -	1:26.108	42.600	2:08.708 (3)	83.04	1.712	11:50:31.907	

P10		24 600		Callum MANLEY		Honda CBR600 RR - Bec's Sweets	
IDEAL LAP TIME : 2:04.025		BEST LAP TIME : 2:04.025		DIFFERENCE : 0.000			
LAP	SECTOR 1	SECTOR 2	LAP TIME	MPH	DIFF	TIME OF DAY	
1 -		41.626	2:49.081	63.21	45.056	11:42:31.050	
2 -	1:22.710	41.503	2:04.213 (2)	86.04	0.188	11:44:35.263	
3 -	1:23.011	41.905	2:04.916 (3)	85.56	0.891	11:46:40.179	
4 -	<b>1:22.672</b>	<b>41.353</b>	<b>2:04.025 (1)</b>	<b>86.17</b>		<b>11:48:44.204</b>	
5 -	1:23.369	42.080	2:05.449	85.19	1.424	11:50:49.653	

P11		191 1000		Maurice DAVEY		Suzuki GSXR 1000 - M D racing	
IDEAL LAP TIME : 2:10.390		BEST LAP TIME : 2:10.390		DIFFERENCE : 0.000			
LAP	SECTOR 1	SECTOR 2	LAP TIME	MPH	DIFF	TIME OF DAY	
1 -		43.656	2:20.578	76.02	10.188	11:42:02.547	
2 -	<b>1:27.075</b>	<b>43.315</b>	<b>2:10.390 (1)</b>	<b>81.97</b>		<b>11:44:12.937</b>	
3 -	1:28.077	43.995	2:12.072 (3)	80.92	1.682	11:46:25.009	
4 -	1:27.770	43.773	2:11.543 (2)	81.25	1.153	11:48:36.552	
5 -	1:29.739	43.832	2:13.571	80.01	3.181	11:50:50.123	

P12		320 600		Will HOPKINS		Kawasaki ZX6R - WH RACING	
IDEAL LAP TIME : 2:06.087		BEST LAP TIME : 2:06.265		DIFFERENCE : 0.178			
LAP	SECTOR 1	SECTOR 2	LAP TIME	MPH	DIFF	TIME OF DAY	
1 -		42.961	2:55.056	61.05	48.791	11:42:37.025	
2 -	<b>1:23.992</b>	42.427	2:06.419	84.54	0.154	11:44:43.444	
3 -	1:24.129	42.136	<b>2:06.265 (1)</b>	<b>84.64</b>		<b>11:46:49.709</b>	
4 -	1:24.196	<b>42.095</b>	2:06.291 (2)	84.63	0.026	11:48:56.000	
5 -	1:24.112	42.230	2:06.342 (3)	84.59	0.077	11:51:02.342	

# BMCRC - MRO Championships 2023 - Rnd 7 @ Snetterton

## L&W Contractors BMCRC Rookie 600 & Rookie 1000

### RACE 1 - SECTOR ANALYSIS



SECTOR 1 = FL to I1, SECTOR 2 = I1 to FL, DIFF = Difference To Personal Best Lap, P = Crossed Finish Line in Pit Lane, D = Time Disallowed

P13 28 600 Tom WALKER		Honda CBR600RR - TRW Racing				
IDEAL LAP TIME : 2:05.400		BEST LAP TIME : 2:05.400		DIFFERENCE : 0.000		
LAP	SECTOR 1	SECTOR 2	LAP TIME	MPH	DIFF	TIME OF DAY
1 -		42.974	2:54.110	61.38	48.710	11:42:36.079
2 -	1:24.445	42.328	2:06.773 (2)	84.30	1.373	11:44:42.852
3 -	<b>1:23.323</b>	<b>42.077</b>	<b>2:05.400 (1)</b>	<b>85.23</b>		<b>11:46:48.252</b>
4 -	1:24.705	42.274	2:06.979 (3)	84.17	1.579	11:48:55.231
5 -	1:24.412	42.790	2:07.202	84.02	1.802	11:51:02.433

P14 116 600 Jack ALLAN		Kawasaki ZX6R - Blackwidow exhausts				
IDEAL LAP TIME : 2:05.888		BEST LAP TIME : 2:05.888		DIFFERENCE : 0.000		
LAP	SECTOR 1	SECTOR 2	LAP TIME	MPH	DIFF	TIME OF DAY
1 -		43.223	2:54.569	61.22	48.681	11:42:36.538
2 -	1:24.750	43.036	2:07.786 (3)	83.64	1.898	11:44:44.324
3 -	<b>1:24.053</b>	<b>41.835</b>	<b>2:05.888 (1)</b>	<b>84.90</b>		<b>11:46:50.212</b>
4 -	1:24.468	42.374	2:06.842 (2)	84.26	0.954	11:48:57.054
5 -	1:25.365	43.255	2:08.620	83.09	2.732	11:51:05.674

P15 21 600 Toby FINNIS		Kawasaki ZX6R - NOKA RACING - PRIME/TWT				
IDEAL LAP TIME : 2:06.475		BEST LAP TIME : 2:06.475		DIFFERENCE : 0.000		
LAP	SECTOR 1	SECTOR 2	LAP TIME	MPH	DIFF	TIME OF DAY
1 -		43.171	2:55.442	60.92	48.967	11:42:37.411
2 -	1:24.490	43.236	2:07.726	83.67	1.251	11:44:45.137
3 -	1:24.433	42.723	2:07.156 (2)	84.05	0.681	11:46:52.293
4 -	1:24.510	42.847	2:07.357 (3)	83.92	0.882	11:48:59.650
5 -	<b>1:24.341</b>	<b>42.134</b>	<b>2:06.475 (1)</b>	<b>84.50</b>		<b>11:51:06.125</b>

P16 65 600 Frank MONTINI		Triumph DAYTONA 675R - Sara Johnson				
IDEAL LAP TIME : 2:05.990		BEST LAP TIME : 2:05.990		DIFFERENCE : 0.000		
LAP	SECTOR 1	SECTOR 2	LAP TIME	MPH	DIFF	TIME OF DAY
1 -		43.714	2:56.592	60.52	50.602	11:42:38.561
2 -	1:24.682	43.120	2:07.802	83.63	1.812	11:44:46.363
3 -	1:25.007	42.288	2:07.295 (2)	83.96	1.305	11:46:53.658
4 -	1:24.523	42.870	2:07.393 (3)	83.89	1.403	11:49:01.051
5 -	<b>1:23.727</b>	<b>42.263</b>	<b>2:05.990 (1)</b>	<b>84.83</b>		<b>11:51:07.041</b>

P17 4 600 Kallum BEDWELL		Yamaha R6 - CTHL-Connected to homes ltd				
IDEAL LAP TIME : 2:07.512		BEST LAP TIME : 2:07.661		DIFFERENCE : 0.149		
LAP	SECTOR 1	SECTOR 2	LAP TIME	MPH	DIFF	TIME OF DAY
1 -		43.034	2:58.810	59.77	51.149	11:42:40.779
2 -	1:25.521	43.722	2:09.243	82.69	1.582	11:44:50.022
3 -	1:25.422	<b>42.832</b>	2:08.254 (2)	83.33	0.593	11:46:58.276
4 -	<b>1:24.680</b>	42.981	<b>2:07.661 (1)</b>	<b>83.72</b>		<b>11:49:05.937</b>
5 -	1:25.593	43.216	2:08.809 (3)	82.97	1.148	11:51:14.746

P18 115 600 Brian MAHER		Yamaha R6 -				
IDEAL LAP TIME : 2:09.626		BEST LAP TIME : 2:09.626		DIFFERENCE : 0.000		
LAP	SECTOR 1	SECTOR 2	LAP TIME	MPH	DIFF	TIME OF DAY
1 -		43.619	2:57.020	60.37	47.394	11:42:38.989
2 -	1:26.622	43.740	2:10.362 (2)	81.98	0.736	11:44:49.351
3 -	<b>1:26.072</b>	<b>43.554</b>	<b>2:09.626 (1)</b>	<b>82.45</b>		<b>11:46:58.977</b>
4 -	1:26.423	44.184	2:10.607 (3)	81.83	0.981	11:49:09.584
5 -	1:27.272	44.159	2:11.431	81.32	1.805	11:51:21.015

# BMCRC - MRO Championships 2023 - Rnd 7 @ Snetterton

## L&W Contractors BMCRC Rookie 600 & Rookie 1000

### RACE 1 - SECTOR ANALYSIS



SECTOR 1 = FL to I1, SECTOR 2 = I1 to FL, DIFF = Difference To Personal Best Lap, P = Crossed Finish Line in Pit Lane, D = Time Disallowed

P19 81 600 Dan HARTLE		Triumph DAYTONA 675 - #Teamrace				
IDEAL LAP TIME : 2:10.031		BEST LAP TIME : 2:10.052		DIFFERENCE : 0.021		
LAP	SECTOR 1	SECTOR 2	LAP TIME	MPH	DIFF	TIME OF DAY
1 -		44.670	3:00.469	59.22	50.417	11:42:42.438
2 -	1:26.874	<b>43.178</b>	<b>2:10.052 (1)</b>	<b>82.18</b>		<b>11:44:52.490</b>
3 -	<b>1:26.853</b>	43.414	2:10.267 (2)	82.04	0.215	11:47:02.757
4 -	1:27.033	43.627	2:10.660	81.80	0.608	11:49:13.417
5 -	1:27.085	43.471	2:10.556 (3)	81.86	0.504	11:51:23.973

P20 124 600 Mark STRUTT		Yamaha R6 - MPS Developments LTD				
IDEAL LAP TIME : 2:09.230		BEST LAP TIME : 2:09.319		DIFFERENCE : 0.089		
LAP	SECTOR 1	SECTOR 2	LAP TIME	MPH	DIFF	TIME OF DAY
1 -		43.819	3:00.613	59.17	51.294	11:42:42.582
2 -	1:28.178	44.145	2:12.323	80.77	3.004	11:44:54.905
3 -	1:26.504	<b>43.195</b>	2:09.699 (2)	82.40	0.380	11:47:04.604
4 -	<b>1:26.035</b>	43.284	<b>2:09.319 (1)</b>	<b>82.64</b>		<b>11:49:13.923</b>
5 -	1:27.080	43.289	2:10.369 (3)	81.98	1.050	11:51:24.292

P21 825 600 Cody OWENS		Suzuki GSXR 600 - Crippling debt				
IDEAL LAP TIME : 2:09.227		BEST LAP TIME : 2:10.368		DIFFERENCE : 1.141		
LAP	SECTOR 1	SECTOR 2	LAP TIME	MPH	DIFF	TIME OF DAY
1 -		44.077	3:00.486	59.21	50.118	11:42:42.455
2 -	1:27.217	43.151	<b>2:10.368 (1)</b>	<b>81.98</b>		<b>11:44:52.823</b>
3 -	1:26.819	43.723	2:10.542 (2)	81.87	0.174	11:47:03.365
4 -	<b>1:26.500</b>	47.734	2:14.234	79.62	3.866	11:49:17.599
5 -	1:27.913	<b>42.727</b>	2:10.640 (3)	81.81	0.272	11:51:28.239

P22 29 600 Adrian FALINSKI		Kawasaki ZX6R -				
IDEAL LAP TIME : 2:10.581		BEST LAP TIME : 2:10.770		DIFFERENCE : 0.189		
LAP	SECTOR 1	SECTOR 2	LAP TIME	MPH	DIFF	TIME OF DAY
1 -		44.597	3:00.081	59.35	49.311	11:42:42.050
2 -	1:28.703	44.440	2:13.143	80.27	2.373	11:44:55.193
3 -	1:28.334	44.462	2:12.796 (3)	80.48	2.026	11:47:07.989
4 -	<b>1:26.945</b>	43.825	<b>2:10.770 (1)</b>	<b>81.73</b>		<b>11:49:18.759</b>
5 -	1:27.667	<b>43.636</b>	2:11.303 (2)	81.40	0.533	11:51:30.062

P23 49 600 Tony PEACE		Kawasaki ZX6R - Green Boilers and Heating				
IDEAL LAP TIME : 2:11.368		BEST LAP TIME : 2:11.549		DIFFERENCE : 0.181		
LAP	SECTOR 1	SECTOR 2	LAP TIME	MPH	DIFF	TIME OF DAY
1 -		44.480	3:01.804	58.78	50.255	11:42:43.773
2 -	1:27.657	44.367	2:12.024 (2)	80.95	0.475	11:44:55.797
3 -	1:28.529	<b>44.259</b>	2:12.788 (3)	80.48	1.239	11:47:08.585
4 -	<b>1:27.109</b>	44.440	<b>2:11.549 (1)</b>	<b>81.24</b>		<b>11:49:20.134</b>
5 -	1:28.329	44.534	2:12.863	80.44	1.314	11:51:32.997

P24 201 600 Ian KIRKBY		Yamaha YZF R6 -				
IDEAL LAP TIME : 2:12.102		BEST LAP TIME : 2:12.422		DIFFERENCE : 0.320		
LAP	SECTOR 1	SECTOR 2	LAP TIME	MPH	DIFF	TIME OF DAY
1 -		45.275	3:03.432	58.26	51.010	11:42:45.401
2 -	1:29.038	45.200	2:14.238	79.62	1.816	11:44:59.639
3 -	1:28.518	44.933	2:13.451 (2)	80.08	1.029	11:47:13.090
4 -	1:29.395	<b>44.418</b>	2:13.813 (3)	79.87	1.391	11:49:26.903
5 -	<b>1:27.684</b>	44.738	<b>2:12.422 (1)</b>	<b>80.71</b>		<b>11:51:39.325</b>

# BMCRC - MRO Championships 2023 - Rnd 7 @ Snetterton

## L&W Contractors BMCRC Rookie 600 & Rookie 1000

### RACE 1 - SECTOR ANALYSIS



SECTOR 1 = FL to I1, SECTOR 2 = I1 to FL, DIFF = Difference To Personal Best Lap, P = Crossed Finish Line in Pit Lane, D = Time Disallowed

P25 916 600 Adam FREWIN		Yamaha R6 - Dickens cider				
IDEAL LAP TIME : 2:20.382		BEST LAP TIME : 2:21.186		DIFFERENCE : 0.804		
LAP	SECTOR 1	SECTOR 2	LAP TIME	MPH	DIFF	TIME OF DAY
1 -		<b>47.458</b>	3:08.228	56.78	47.042	11:42:50.197
2 -	1:33.650	48.267	2:21.917 (3)	75.31	0.731	11:45:12.114
3 -	<b>1:32.924</b>	48.262	<b>2:21.186 (1)</b>	<b>75.70</b>		<b>11:47:33.300</b>
4 -	1:33.269	47.985	2:21.254 (2)	75.66	0.068	11:49:54.554

P26 395 600 William NICHOLLS		Yamaha R6 - Will Nicholls Farriery				
IDEAL LAP TIME : 2:18.505		BEST LAP TIME : 2:19.286		DIFFERENCE : 0.781		
LAP	SECTOR 1	SECTOR 2	LAP TIME	MPH	DIFF	TIME OF DAY
1 -		48.697	3:13.168	55.33	53.882	11:42:55.137
2 -	1:32.562	48.448	2:21.010 (3)	75.79	1.724	11:45:16.147
3 -	1:32.290	<b>47.437</b>	2:19.727 (2)	76.49	0.441	11:47:35.874
4 -	<b>1:31.068</b>	48.218	<b>2:19.286 (1)</b>	<b>76.73</b>		<b>11:49:55.160</b>

P27 555 1000 Dominic HUGGETT		Yamaha R1 - A1COFFEE.NET				
IDEAL LAP TIME : 2:00.418		BEST LAP TIME : 2:00.418		DIFFERENCE : 0.000		
LAP	SECTOR 1	SECTOR 2	LAP TIME	MPH	DIFF	TIME OF DAY
1 -		41.009	2:10.559	81.86	10.141	11:41:52.528
2 -	1:21.389	40.722	2:02.111 (3)	87.52	1.693	11:43:54.639
3 -	1:20.470	40.651	2:01.121 (2)	88.24	0.703	11:45:55.760
4 -	<b>1:20.053</b>	<b>40.365</b>	<b>2:00.418 (1)</b>	<b>88.75</b>		<b>11:47:56.178</b>

P28 127 600 Rhys QUANTRALL		Kawasaki ZX6R -				
IDEAL LAP TIME : 2:16.222		BEST LAP TIME : 2:17.067		DIFFERENCE : 0.845		
LAP	SECTOR 1	SECTOR 2	LAP TIME	MPH	DIFF	TIME OF DAY
1 -		48.775	3:13.980	55.09	56.913	11:42:55.949
2 -	1:32.341	46.803	2:19.144 (3)	76.81	2.077	11:45:15.093
3 -	<b>1:30.528</b>	46.550	2:17.078 (2)	77.97	0.011	11:47:32.171
4 -	1:31.373	<b>45.694</b>	<b>2:17.067 (1)</b>	<b>77.97</b>		<b>11:49:49.238</b>



# BMCRC - MRO Championships 2023 - Rnd 7 @ Snetterton

## L&W Contractors BMCRC Rookie 600 & Rookie 1000

### RACE 1 - BEST SECTORS

SECTOR 1			SECTOR 2			IDEAL / BEST COMPARISON						
POS	NO	NAME	TIME	NO	NAME	TIME	POS	NO	NAME	IDEAL	BEST	DIFF
									<b>PERFECT LAP</b>	<b>1:58.420</b>		
1	100	CRANSTONE	1:18.669	100	CRANSTONE	39.751	1	100	CRANSTONE	1:58.420	1:58.514	0.094
2	555	HUGGETT	1:20.053	555	HUGGETT	40.365	2	555	HUGGETT	2:00.418	2:00.418	0.000
3	87	THOMPSON	1:20.288	87	THOMPSON	40.527	3	87	THOMPSON	2:00.815	2:01.189	0.374
4	24	MANLEY	1:22.672	123	VINCER	41.109	4	24	MANLEY	2:04.025	2:04.025	0.000
5	149	WILKINS	1:22.795	149	WILKINS	41.256	5	149	WILKINS	2:04.051	2:04.051	0.000
6	128	HOWDLE	1:23.114	24	MANLEY	41.353	6	123	VINCER	2:04.515	2:04.664	0.149
7	187	DERMOTT	1:23.192	187	DERMOTT	41.421	7	187	DERMOTT	2:04.613	2:04.613	0.000
8	28	WALKER	1:23.323	36	MORGAN	41.508	8	128	HOWDLE	2:04.860	2:04.860	0.000
9	123	VINCER	1:23.406	128	HOWDLE	41.746	9	36	MORGAN	2:05.109	2:05.800	0.691
10	36	MORGAN	1:23.601	116	ALLAN	41.835	10	28	WALKER	2:05.400	2:05.400	0.000
11	65	MONTINI	1:23.727	14	YIANNI	42.045	11	116	ALLAN	2:05.888	2:05.888	0.000
12	320	HOPKINS	1:23.992	28	WALKER	42.077	12	65	MONTINI	2:05.990	2:05.990	0.000
13	116	ALLAN	1:24.053	320	HOPKINS	42.095	13	320	HOPKINS	2:06.087	2:06.265	0.178
14	21	FINNIS	1:24.341	21	FINNIS	42.134	14	21	FINNIS	2:06.475	2:06.475	0.000
15	14	YIANNI	1:24.465	65	MONTINI	42.263	15	14	YIANNI	2:06.510	2:06.510	0.000
16	23	PAES	1:24.609	23	PAES	42.387	16	23	PAES	2:06.996	2:06.996	0.000
17	4	BEDWELL	1:24.680	825	OWENS	42.727	17	4	BEDWELL	2:07.512	2:07.661	0.149
18	124	STRUTT	1:26.035	4	BEDWELL	42.832	18	825	OWENS	2:09.227	2:10.368	1.141
19	115	MAHER	1:26.072	81	HARTLE	43.178	19	124	STRUTT	2:09.230	2:09.319	0.089
20	825	OWENS	1:26.500	124	STRUTT	43.195	20	115	MAHER	2:09.626	2:09.626	0.000
21	81	HARTLE	1:26.853	191	DAVEY	43.315	21	81	HARTLE	2:10.031	2:10.052	0.021
22	29	FALINSKI	1:26.945	115	MAHER	43.554	22	191	DAVEY	2:10.390	2:10.390	0.000
23	191	DAVEY	1:27.075	29	FALINSKI	43.636	23	29	FALINSKI	2:10.581	2:10.770	0.189
24	49	PEACE	1:27.109	49	PEACE	44.259	24	49	PEACE	2:11.368	2:11.549	0.181
25	201	KIRKBY	1:27.684	201	KIRKBY	44.418	25	201	KIRKBY	2:12.102	2:12.422	0.320
26	127	QUANTRALL	1:30.528	127	QUANTRALL	45.694	26	127	QUANTRALL	2:16.222	2:17.067	0.845
27	395	NICHOLLS	1:31.068	395	NICHOLLS	47.437	27	395	NICHOLLS	2:18.505	2:19.286	0.781
28	916	FREWIN	1:32.924	916	FREWIN	47.458	28	916	FREWIN	2:20.382	2:21.186	0.804

# BMCRC - MRO Championships 2023 - Rnd 7 @ Snetterton

## L&W Contractors BMCRC Rookie 600 & Rookie 1000

### RACE 1 - STATISTICS

**Competitors Started** 28  
**Planned Start** 2023-09-02 @ 11:15:00.000  
**Actual Start** 2023-09-02 @ 11:39:41.968  
**Finish Time** 2023-09-02 @ 11:49:50.237  
**Track Length** 2.9689mi.  
**Total Laps** 136  
**Total Distance Covered** 403.7719mi.

#### Session Fastest Lap History

NO	CL	NAME	LAP TIME	TIME OF DAY	LAP	VEHICLE
100	1000	Sam CRANSTONE	1:58.514	11:43:46.907	2	Bmw S1000RR

#### Session Leader History

NO	CL	NAME	FROM LAP	LAPS LED	DISTANCE	VEHICLE
100	1000	Sam CRANSTONE	1	5	14.84 miles	Bmw S1000RR

#### Flag History

TYPE	TIME OF DAY
GREEN	11:39:41.968
FINISH	11:49:50.237

#### Flag Statistics

TYPE	COUNT	TOTAL LAPS	TOTAL TIME
Green	1	5	12:32.619
Red	0	0	0.000
Safety Car	0	0	0.000
FCY	0	0	0.000

# BMCRC - MRO Championships 2023 - Rnd 7 @ Snetterton

## L&W Contractors BMCRC Rookie 600 & Rookie 1000

### RACE 1 - STATISTICS

**CLASS : 1000**

11 Starters

#### Fastest Lap History

NO	NAME	LAP TIME	TIME OF DAY	LAP	VEHICLE
100	Sam CRANSTONE	1:58.514	11:43:46.907	2	Bmw S1000RR

#### Leader History

NO	NAME	FROM LAP	LAPS LED	DISTANCE	VEHICLE
100	Sam CRANSTONE	1	5	14.84 miles	Bmw S1000RR

# BMCRC - MRO Championships 2023 - Rnd 7 @ Snetterton

## L&W Contractors BMCRC Rookie 600 & Rookie 1000

### RACE 1 - STATISTICS

**CLASS : 600**

17 Starters

#### Fastest Lap History

NO	NAME	LAP TIME	TIME OF DAY	LAP	VEHICLE
24	Callum MANLEY	2:04.213	11:44:35.263	2	Honda CBR600 RR
24	Callum MANLEY	2:04.025	11:48:44.204	4	Honda CBR600 RR

#### Leader History

NO	NAME	FROM LAP	LAPS LED	DISTANCE	VEHICLE
24	Callum MANLEY	1	5	14.84 miles	Honda CBR600 RR

# BMCRC - MRO Championships 2023 - Rnd 7 @ Snetterton

## L&W Contractors BMCRC Rookie 600 & Rookie 1000

### RACE 12 - GRID (5 Laps)



CONTRACTORS LTD

ROW 11	33	89	Marco STRILLOZZI	2:21.186	32	916	Adam FREWIN	2:19.286	31	395	William NICHOLLS
ROW 10	30	127	Rhys QUANTRALL	2:17.067	29	201	Ian KIRKBY	2:12.422	28	49	Tony PEACE
ROW 9	27	29	Adrian FALINSKI	2:10.770	26	825	Cody OWENS	2:10.368	25	81	Dan HARTLE
ROW 8	24	115	Brian MAHER	2:09.626	23	124	Mark STRUTT	2:09.319	22	4	Kallum BEDWELL
ROW 7	21	21	Toby FINNIS	2:06.475	20	320	Will HOPKINS	2:06.265	19	65	Frank MONTINI
ROW 6	18	116	Jack ALLAN	2:05.888	17	28	Tom WALKER	2:05.400	16	24	Callum MANLEY
ROW 5	15				14				13		
ROW 4	12				11	191	Maurice DAVEY	2:10.390	10	23	Jason PAES
ROW 3	9	14	Alex YIANNI	2:06.510	8	36	Alan MORGAN	2:05.800	7	128	Paul HOWDLE
ROW 2	6	123	James VINCER	2:04.664	5	187	Scott DERMOTT	2:04.613	4	149	David WILKINS
ROW 1	3	87	Karl THOMPSON	2:01.189	2	555	Dominic HUGGETT	2:00.418	1	100	Sam CRANSTONE
<b>Pole</b>											

Snetterton 300: 2.9689 miles

These results are provisional until the conclusion of any judicial and technical matters.

Clerk Of Course :	Stewards :	Timekeeper : <i>Craig Smith</i>
-------------------	------------	------------------------------------

Results can be found at [www.tsl-timing.com](http://www.tsl-timing.com)

Printed - 11:56 Saturday, 02 September 2023



# BMCRC - MRO Championships 2023 - Rnd 7 @ Snetterton

## L&W Contractors BMCRC Rookie 600 & Rookie 1000

### RACE 12 - CLASSIFICATION



CONTRACTORS LTD

POS	NO	CL	PIC NAME	ENTRY	LAPS	TIME	GAP	DIFF	MPH	BEST	ON
1	100	1000	1 Sam CRANSTONE	Bmw S1000RR - Fortis racing	5	10:08.142			87.87	1:59.703	3
2	87	1000	2 Karl THOMPSON	Yamaha R1 - #Teamrace	5	10:19.167	11.025	11.025	86.31	2:00.388	2
3	123	1000	3 James VINCER	Kawasaki ZX 10 - A W RACING LTD	5	10:27.515	19.373	8.348	85.16	2:02.914	4
4	149	1000	4 David WILKINS	Yamaha R1 - TwoClicksOut Racing	5	10:29.440	21.298	1.925	84.90	2:04.428	4
5	36	1000	5 Alan MORGAN	Suzuki GSXR 1000 - Little Duck Racing	5	10:32.836	24.694	3.396	84.44	2:04.827	5
6	187	1000	6 Scott DERMOTT	Yamaha R1 - TwoClicksOut Racing	5	10:35.404	27.262	2.568	84.10	2:04.087	5
7	128	1000	7 Paul HOWDLE	Kawasaki ZX10R -	5	10:39.429	31.287	4.025	83.57	2:05.755	4
8	23	1000	8 Jason PAES	Aprilia RSV4 - J&R Electrical Ltd	5	10:43.779	35.637	4.350	83.01	2:06.308	3
9	14	1000	9 Alex YIANNI	BMW S1000 RR - Airpack 2000 Racing	5	10:49.160	41.018	5.381	82.32	2:07.791	2
10	191	1000	10 Maurice DAVEY	Suzuki GSXR 1000 - M D racing	5	10:49.470	41.328	0.310	82.28	2:07.963	2
11	24	600	1 Callum MANLEY	Honda CBR600 RR - Bec's Sweets	5	11:04.581	56.439	15.111	80.41	2:04.176	3
12	28	600	2 Tom WALKER	Honda CBR600RR - TRW Racing	5	11:11.625	1:03.483	7.044	79.56	2:04.791	4
13	116	600	3 Jack ALLAN	Kawasaki ZX6R - Blackwidow exhusts	5	11:15.697	1:07.555	4.072	79.08	2:05.791	3
14	4	600	4 Kallum BEDWELL	Yamaha R6 - CTHL-Connected to homes ltd	5	11:18.998	1:10.856	3.301	78.70	2:05.921	5
15	320	600	5 Will HOPKINS	Kawasaki ZX6R - WH RACING	5	11:19.065	1:10.923	0.067	78.69	2:06.704	5
16	65	600	6 Frank MONTINI	Triumph DAYTONA 675R - Sara Johnson	5	11:23.367	1:15.225	4.302	78.20	2:07.159	3
17	21	600	7 Toby FINNIS	Kawasaki ZX6R - NOKA RACING - PRIME/TWT	5	11:26.649	1:18.507	3.282	77.82	2:07.458	3
18	124	600	8 Mark STRUTT	Yamaha R6 - MPS Developments LTD	5	11:30.018	1:21.876	3.369	77.44	2:08.541	3
19	115	600	9 Brian MAHER	Yamaha R6 -	5	11:34.587	1:26.445	4.569	76.93	2:08.664	5
20	825	600	10 Cody OWENS	Suzuki GSXR 600 - Crippling debt	5	11:36.098	1:27.956	1.511	76.77	2:08.438	5
21	81	600	11 Dan HARTLE	Triumph DAYTONA 675 - #Teamrace	5	11:36.573	1:28.431	0.475	76.71	2:09.461	5
22	29	600	12 Adrian FALINSKI	Kawasaki ZX6R -	5	11:48.402	1:40.260	11.829	75.43	2:11.529	4
23	49	600	13 Tony PEACE	Kawasaki ZX6R - Green Boilers and Heating	5	11:49.469	1:41.327	1.067	75.32	2:11.675	4
24	89	600	14 Marco STRILLOZZI	Yamaha R6 - KLUAPP.COM	5	12:19.757	2:11.615	30.288	72.24	2:16.232	4
25	127	600	15 Rhys QUANTRALL	Kawasaki ZX6R -	4	10:15.502	1 Lap	1 Lap	69.45	2:20.483	2
26	201	600	16 Ian KIRKBY	Yamaha YZF R6 -	4	10:28.429	1 Lap	12.927	68.03	2:14.004	2

#### NOT CLASSIFIED

DNF	395	600	William NICHOLLS	Yamaha R6 - Will Nicholls Farriery	3	7:51.364	2 Laps	1 Lap	68.02	2:21.345	3
DNF	916	600	Adam FREWIN	Yamaha R6 - Dickens cider	2	5:29.802	3 Laps	1 Lap	64.81	2:22.992	2

#### FASTEST LAP

100	1000	Sam CRANSTONE	Bmw S1000RR - Fortis racing	3	1:59.703	89.28 mph	143.69 kph
24	600	Callum MANLEY	Honda CBR600 RR - Bec's Sweets	3	2:04.176	86.07 mph	138.51 kph

Class 1000 - 92.5% of Race Speed = 81.27 mph

Class 600 - 92.5% of Race Speed = 74.37 mph

Weather / Track : Cloudy / Dry

These results are provisional until the conclusion of any judicial and technical matters.

Race Distance: 5 Laps / 14.84 miles

Snetterton 300: 2.9689 miles

Date: 02/09/2023 Start: 15:39 Finish: 15:49

Clerk Of Course :	Stewards :	Timekeeper : <i>Craig Smith</i>
-------------------	------------	------------------------------------

Results can be found at [www.tsl-timing.com](http://www.tsl-timing.com)

Printed - 15:52 Saturday, 02 September 2023



# BMCRC - MRO Championships 2023 - Rnd 7 @ Snetterton

## L&W Contractors BMCRC Rookie 600 & Rookie 1000

### RACE 12 - LAP CHART

LAP 1 @ 15:41:28.074			LAP 2 @ 15:43:28.429			LAP 3 @ 15:45:28.132			LAP 4 @ 15:47:28.506			LAP 5 @ 15:49:31.124		
NO	BEHIND	LAP TIME	NO	BEHIND	LAP TIME	NO	BEHIND	LAP TIME	NO	BEHIND	LAP TIME	NO	BEHIND	LAP TIME
100		2:05.092	100		2:00.355	100		1:59.703	100		2:00.374	100		2:02.618
87	0.969	2:06.061	87	1.002	2:00.388	87	6.203	2:04.904	201	1 Lap	2:54.434	127	1 Lap	2:22.795
149	3.645	2:08.737	149	8.416	2:05.126	149	14.445	2:05.732	87	8.534	2:02.705	87	11.025	2:05.109
123	6.077	2:11.169	123	9.838	2:04.116	123	14.510	2:04.375	123	17.050	2:02.914	123	19.373	2:04.941
36	6.913	2:12.005	36	11.689	2:05.131	36	17.608	2:05.622	149	18.499	2:04.428	201	1 Lap	2:19.659
128	8.501	2:13.593	128	15.413	2:07.267	128	21.624	2:05.914	36	22.485	2:05.251	149	21.298	2:05.417
187	8.642	2:13.734	187	15.656	2:07.369	187	21.764	2:05.811	187	25.793	2:04.403	36	24.694	2:04.827
23	8.867	2:13.959	23	15.985	2:07.473	23	22.590	2:06.308	128	27.005	2:05.755	187	27.262	2:04.087
14	10.908	2:16.000	14	18.344	2:07.791	14	26.514	2:07.873	23	28.986	2:06.770	128	31.287	2:06.900
191	11.147	2:16.239	191	18.755	2:07.963	191	27.786	2:08.734	14	34.144	2:08.004	23	35.637	2:09.269
24	40.650	2:45.742	24	44.986	2:04.691	24	49.459	2:04.176	191	35.416	2:08.004	14	41.018	2:09.492
116	44.150	2:49.242	28	48.741	2:04.817	28	53.995	2:04.957	24	53.591	2:04.506	191	41.328	2:08.530
28	44.279	2:49.371	116	50.004	2:06.209	116	56.092	2:05.791	28	58.412	2:04.791	24	56.439	2:05.466
320	44.979	2:50.071	320	52.442	2:07.818	320	1:00.078	2:07.339	116	1:02.586	2:06.868	28	1:03.483	2:07.689
21	45.641	2:50.733	21	52.819	2:07.533	21	1:00.574	2:07.458	320	1:06.837	2:07.133	116	1:07.555	2:07.587
65	47.200	2:52.292	4	54.042	2:06.395	4	1:01.196	2:06.857	4	1:07.553	2:06.731	4	1:10.856	2:05.921
4	48.002	2:53.094	65	54.879	2:08.034	65	1:02.335	2:07.159	65	1:10.606	2:08.645	320	1:10.923	2:06.704
115	48.856	2:53.948	124	58.436	2:09.465	124	1:07.274	2:08.541	21	1:12.481	2:12.281	65	1:15.225	2:07.237
124	49.326	2:54.418	115	1:00.505	2:12.004	115	1:11.077	2:10.275	124	1:15.637	2:08.737	21	1:18.507	2:08.644
825	49.892	2:54.984	825	1:00.846	2:11.309	825	1:11.402	2:10.259	115	1:20.399	2:09.696	124	1:21.876	2:08.857
81	51.020	2:56.112	81	1:01.569	2:10.904	81	1:11.954	2:10.088	81	1:21.588	2:10.008	115	1:26.445	2:08.664
29	52.355	2:57.447	29	1:06.074	2:14.074	29	1:19.421	2:13.050	825	1:22.136	2:11.108	825	1:27.956	2:08.438
49	53.706	2:58.798	49	1:06.994	2:13.643	49	1:19.951	2:12.660	29	1:30.576	2:11.529	81	1:28.431	2:09.461
201	55.240	3:00.332	201	1:08.889	2:14.004	89	1:42.032	2:16.653	49	1:31.252	2:11.675	29	1:40.260	2:12.302
916	1:01.718	3:06.810	916	1:24.355	2:22.992	395	1:46.214	2:21.345	89	1:57.890	2:16.232	49	1:41.327	2:12.693
395	1:02.096	3:07.188	395	1:24.572	2:22.831	127	1:47.557	2:21.529				89	2:11.615	2:16.343
127	1:05.603	3:10.695	89	1:25.082	2:17.051									
89	1:08.386	3:13.478	127	1:25.731	2:20.483									

# BMCRC - MRO Championships 2023 - Rnd 7 @ Snetterton

## L&W Contractors BMCRC Rookie 600 & Rookie 1000

### RACE 12 - POSITION CHART

No	Name	Lap Pos	Lap				
			1	2	3	4	5
100	CRANSTONE	1	100	100	100	100	100
87	THOMPSON	2	87	87	87	87	87
149	WILKINS	3	149	149	149	123	123
187	DERMOTT	4	123	123	123	149	149
123	VINCER	5	36	36	36	36	36
128	HOWDLE	6	128	128	128	187	187
36	MORGAN	7	187	187	187	128	128
14	YIANNI	8	23	23	23	23	23
23	PAES	9	14	14	14	14	14
191	DAVEY	10	191	191	191	191	191
24	MANLEY	11	24	24	24	24	24
28	WALKER	12	116	28	28	28	28
116	ALLAN	13	28	116	116	116	116
65	MONTINI	14	320	320	320	320	4
320	HOPKINS	15	21	21	21	4	320
21	FINNIS	16	65	4	4	65	65
4	BEDWELL	17	4	65	65	21	21
124	STRUTT	18	115	124	124	124	124
115	MAHER	19	124	115	115	115	115
81	HARTLE	20	825	825	825	81	825
825	OWENS	21	81	81	81	825	81
29	FALINSKI	22	29	29	29	29	29
49	PEACE	23	49	49	49	49	49
201	KIRKBY	24	201	201	89	89	89
127	QUANTRALL	25	916	916	395	127	
395	NICHOLLS	26	395	395	127	201	
916	FREWIN	27	127	89	201		
89	STRILLOZZI	28	89	127			



# BMCRC - MRO Championships 2023 - Rnd 7 @ Snetterton

## L&W Contractors BMCRC Rookie 600 & Rookie 1000

### RACE 12 - SECTOR ANALYSIS



SECTOR 1 = FL to I1, SECTOR 2 = I1 to FL, DIFF = Difference To Personal Best Lap, P = Crossed Finish Line in Pit Lane, D = Time Disallowed

P1		100	1000	Sam CRANSTONE	Bmw S1000RR - Fortis racing			
IDEAL LAP TIME :		1:59.685	BEST LAP TIME :		1:59.703	DIFFERENCE :		0.018
LAP	SECTOR 1	SECTOR 2		LAP TIME	MPH	DIFF	TIME OF DAY	
1 -		<b>40.072</b>		2:05.092	85.44	5.389	15:41:28.074	
2 -	1:20.089	40.266		2:00.355 (2)	88.80	0.652	15:43:28.429	
3 -	<b>1:19.613</b>	40.090		<b>1:59.703 (1)</b>	<b>89.28</b>		<b>15:45:28.132</b>	
4 -	1:19.870	40.504		2:00.374 (3)	88.79	0.671	15:47:28.506	
5 -	1:21.109	41.509		2:02.618	87.16	2.915	15:49:31.124	

P2		87	1000	Karl THOMPSON	Yamaha R1 - #Teamrace			
IDEAL LAP TIME :		1:59.964	BEST LAP TIME :		2:00.388	DIFFERENCE :		0.424
LAP	SECTOR 1	SECTOR 2		LAP TIME	MPH	DIFF	TIME OF DAY	
1 -		<b>39.855</b>		2:06.061	84.78	5.673	15:41:29.043	
2 -	<b>1:20.109</b>	40.279		<b>2:00.388 (1)</b>	<b>88.78</b>		<b>15:43:29.431</b>	
3 -	1:20.275	44.629		2:04.904 (3)	85.57	4.516	15:45:34.335	
4 -	1:21.104	41.601		2:02.705 (2)	87.10	2.317	15:47:37.040	
5 -	1:20.994	44.115		2:05.109	85.43	4.721	15:49:42.149	

P3		123	1000	James VINCER	Kawasaki ZX 10 - A W RACING LTD			
IDEAL LAP TIME :		2:02.914	BEST LAP TIME :		2:02.914	DIFFERENCE :		0.000
LAP	SECTOR 1	SECTOR 2		LAP TIME	MPH	DIFF	TIME OF DAY	
1 -		41.185		2:11.169	81.48	8.255	15:41:34.151	
2 -	1:22.986	41.130		2:04.116 (2)	86.11	1.202	15:43:38.267	
3 -	1:22.535	41.840		2:04.375 (3)	85.93	1.461	15:45:42.642	
4 -	<b>1:21.951</b>	<b>40.963</b>		<b>2:02.914 (1)</b>	<b>86.95</b>		<b>15:47:45.556</b>	
5 -	1:23.225	41.716		2:04.941	85.54	2.027	15:49:50.497	

P4		149	1000	David WILKINS	Yamaha R1 - TwoClicksOut Racing			
IDEAL LAP TIME :		2:03.867	BEST LAP TIME :		2:04.428	DIFFERENCE :		0.561
LAP	SECTOR 1	SECTOR 2		LAP TIME	MPH	DIFF	TIME OF DAY	
1 -		<b>41.215</b>		2:08.737	83.02	4.309	15:41:31.719	
2 -	1:22.959	42.167		2:05.126 (2)	85.41	0.698	15:43:36.845	
3 -	1:23.675	42.057		2:05.732	85.00	1.304	15:45:42.577	
4 -	<b>1:22.652</b>	41.776		<b>2:04.428 (1)</b>	<b>85.89</b>		<b>15:47:47.005</b>	
5 -	1:23.269	42.148		2:05.417 (3)	85.22	0.989	15:49:52.422	

P5		36	1000	Alan MORGAN	Suzuki GSXR 1000 - Little Duck Racing			
IDEAL LAP TIME :		2:04.287	BEST LAP TIME :		2:04.827	DIFFERENCE :		0.540
LAP	SECTOR 1	SECTOR 2		LAP TIME	MPH	DIFF	TIME OF DAY	
1 -		41.795		2:12.005	80.96	7.178	15:41:34.987	
2 -	1:23.647	<b>41.484</b>		2:05.131 (2)	85.41	0.304	15:43:40.118	
3 -	1:23.394	42.228		2:05.622	85.08	0.795	15:45:45.740	
4 -	1:23.529	41.722		2:05.251 (3)	85.33	0.424	15:47:50.991	
5 -	<b>1:22.803</b>	42.024		<b>2:04.827 (1)</b>	<b>85.62</b>		<b>15:49:55.818</b>	

P6		187	1000	Scott DERMOTT	Yamaha R1 - TwoClicksOut Racing			
IDEAL LAP TIME :		2:03.891	BEST LAP TIME :		2:04.087	DIFFERENCE :		0.196
LAP	SECTOR 1	SECTOR 2		LAP TIME	MPH	DIFF	TIME OF DAY	
1 -		42.490		2:13.734	79.91	9.647	15:41:36.716	
2 -	1:24.845	42.524		2:07.369	83.91	3.282	15:43:44.085	
3 -	1:23.973	41.838		2:05.811 (3)	84.95	1.724	15:45:49.896	
4 -	1:23.071	<b>41.332</b>		2:04.403 (2)	85.91	0.316	15:47:54.299	
5 -	<b>1:22.559</b>	41.528		<b>2:04.087 (1)</b>	<b>86.13</b>		<b>15:49:58.386</b>	

# BMCRC - MRO Championships 2023 - Rnd 7 @ Snetterton

## L&W Contractors BMCRC Rookie 600 & Rookie 1000

### RACE 12 - SECTOR ANALYSIS



SECTOR 1 = FL to I1, SECTOR 2 = I1 to FL, DIFF = Difference To Personal Best Lap, P = Crossed Finish Line in Pit Lane, D = Time Disallowed

P7 128 1000 Paul HOWDLE		Kawasaki ZX10R -				
IDEAL LAP TIME : 2:05.645		BEST LAP TIME : 2:05.755		DIFFERENCE : 0.110		
LAP	SECTOR 1	SECTOR 2	LAP TIME	MPH	DIFF	TIME OF DAY
1 -		42.585	2:13.593	80.00	7.838	15:41:36.575
2 -	1:24.121	43.146	2:07.267	83.98	1.512	15:43:43.842
3 -	<b>1:23.470</b>	42.444	2:05.914 (2)	84.88	0.159	15:45:49.756
4 -	1:23.580	<b>42.175</b>	<b>2:05.755 (1)</b>	<b>84.99</b>		<b>15:47:55.511</b>
5 -	1:23.772	43.128	2:06.900 (3)	84.22	1.145	15:50:02.411

P8 23 1000 Jason PAES		Aprilia RSV4 - J&R Electrical Ltd				
IDEAL LAP TIME : 2:06.308		BEST LAP TIME : 2:06.308		DIFFERENCE : 0.000		
LAP	SECTOR 1	SECTOR 2	LAP TIME	MPH	DIFF	TIME OF DAY
1 -		42.270	2:13.959	79.78	7.651	15:41:36.941
2 -	1:25.028	42.445	2:07.473 (3)	83.84	1.165	15:43:44.414
3 -	<b>1:24.532</b>	<b>41.776</b>	<b>2:06.308 (1)</b>	<b>84.61</b>		<b>15:45:50.722</b>
4 -	1:24.565	42.205	2:06.770 (2)	84.31	0.462	15:47:57.492
5 -	1:25.540	43.729	2:09.269	82.68	2.961	15:50:06.761

P9 14 1000 Alex YIANNI		BMW S1000 RR - Airpack 2000 Racing				
IDEAL LAP TIME : 2:07.367		BEST LAP TIME : 2:07.791		DIFFERENCE : 0.424		
LAP	SECTOR 1	SECTOR 2	LAP TIME	MPH	DIFF	TIME OF DAY
1 -		42.699	2:16.000	78.58	8.209	15:41:38.982
2 -	1:25.220	<b>42.571</b>	<b>2:07.791 (1)</b>	<b>83.63</b>		<b>15:43:46.773</b>
3 -	<b>1:24.796</b>	43.077	2:07.873 (2)	83.58	0.082	15:45:54.646
4 -	1:25.369	42.635	2:08.004 (3)	83.49	0.213	15:48:02.650
5 -	1:26.085	43.407	2:09.492	82.53	1.701	15:50:12.142

P10 191 1000 Maurice DAVEY		Suzuki GSXR 1000 - M D racing				
IDEAL LAP TIME : 2:07.629		BEST LAP TIME : 2:07.963		DIFFERENCE : 0.334		
LAP	SECTOR 1	SECTOR 2	LAP TIME	MPH	DIFF	TIME OF DAY
1 -		42.707	2:16.239	78.45	8.276	15:41:39.221
2 -	1:25.502	<b>42.461</b>	<b>2:07.963 (1)</b>	<b>83.52</b>		<b>15:43:47.184</b>
3 -	1:25.650	43.084	2:08.734	83.02	0.771	15:45:55.918
4 -	<b>1:25.168</b>	42.836	2:08.004 (2)	83.49	0.041	15:48:03.922
5 -	1:25.911	42.619	2:08.530 (3)	83.15	0.567	15:50:12.452

P11 24 600 Callum MANLEY		Honda CBR600 RR - Bec's Sweets				
IDEAL LAP TIME : 2:04.134		BEST LAP TIME : 2:04.176		DIFFERENCE : 0.042		
LAP	SECTOR 1	SECTOR 2	LAP TIME	MPH	DIFF	TIME OF DAY
1 -		41.633	2:45.742	64.48	41.566	15:42:08.724
2 -	1:22.940	41.751	2:04.691 (3)	85.71	0.515	15:44:13.415
3 -	<b>1:22.539</b>	41.637	<b>2:04.176 (1)</b>	<b>86.07</b>		<b>15:46:17.591</b>
4 -	1:22.911	<b>41.595</b>	2:04.506 (2)	85.84	0.330	15:48:22.097
5 -	1:22.881	42.585	2:05.466	85.18	1.290	15:50:27.563

P12 28 600 Tom WALKER		Honda CBR600RR - TRW Racing				
IDEAL LAP TIME : 2:04.625		BEST LAP TIME : 2:04.791		DIFFERENCE : 0.166		
LAP	SECTOR 1	SECTOR 2	LAP TIME	MPH	DIFF	TIME OF DAY
1 -		42.125	2:49.371	63.10	44.580	15:42:12.353
2 -	1:22.835	41.982	2:04.817 (2)	85.63	0.026	15:44:17.170
3 -	1:23.086	<b>41.871</b>	2:04.957 (3)	85.53	0.166	15:46:22.127
4 -	<b>1:22.754</b>	42.037	<b>2:04.791 (1)</b>	<b>85.64</b>		<b>15:48:26.918</b>
5 -	1:23.889	43.800	2:07.689	83.70	2.898	15:50:34.607

# BMCRC - MRO Championships 2023 - Rnd 7 @ Snetterton

## L&W Contractors BMCRC Rookie 600 & Rookie 1000

### RACE 12 - SECTOR ANALYSIS



SECTOR 1 = FL to I1, SECTOR 2 = I1 to FL, DIFF = Difference To Personal Best Lap, P = Crossed Finish Line in Pit Lane, D = Time Disallowed

<b>P13</b>	<b>116 600</b>	<b>Jack ALLAN</b>	Kawasaki ZX6R - Blackwidow exhausts			
IDEAL LAP TIME : 2:05.791		BEST LAP TIME : 2:05.791	DIFFERENCE : 0.000			

LAP	SECTOR 1	SECTOR 2	LAP TIME	MPH	DIFF	TIME OF DAY
1 -		42.322	2:49.242	63.15	43.451	15:42:12.224
2 -	1:24.098	<b>42.111</b>	2:06.209 (2)	84.68	0.418	15:44:18.433
3 -	<b>1:23.680</b>	<b>42.111</b>	<b>2:05.791 (1)</b>	<b>84.96</b>		<b>15:46:24.224</b>
4 -	1:24.480	42.388	2:06.868 (3)	84.24	1.077	15:48:31.092
5 -	1:25.040	42.547	2:07.587	83.77	1.796	15:50:38.679

<b>P14</b>	<b>4 600</b>	<b>Kallum BEDWELL</b>	Yamaha R6 - CTHL-Connected to homes ltd			
IDEAL LAP TIME : 2:05.690		BEST LAP TIME : 2:05.921	DIFFERENCE : 0.231			

LAP	SECTOR 1	SECTOR 2	LAP TIME	MPH	DIFF	TIME OF DAY
1 -		43.026	2:53.094	61.74	47.173	15:42:16.076
2 -	1:23.894	42.501	2:06.395 (2)	84.56	0.474	15:44:22.471
3 -	<b>1:23.581</b>	43.276	2:06.857	84.25	0.936	15:46:29.328
4 -	1:24.297	42.434	2:06.731 (3)	84.33	0.810	15:48:36.059
5 -	1:23.812	<b>42.109</b>	<b>2:05.921 (1)</b>	<b>84.87</b>		<b>15:50:41.980</b>

<b>P15</b>	<b>320 600</b>	<b>Will HOPKINS</b>	Kawasaki ZX6R - WH RACING			
IDEAL LAP TIME : 2:06.625		BEST LAP TIME : 2:06.704	DIFFERENCE : 0.079			

LAP	SECTOR 1	SECTOR 2	LAP TIME	MPH	DIFF	TIME OF DAY
1 -		<b>42.456</b>	2:50.071	62.84	43.367	15:42:13.053
2 -	1:24.826	42.992	2:07.818	83.61	1.114	15:44:20.871
3 -	1:24.601	42.738	2:07.339 (3)	83.93	0.635	15:46:28.210
4 -	1:24.334	42.799	2:07.133 (2)	84.07	0.429	15:48:35.343
5 -	<b>1:24.169</b>	42.535	<b>2:06.704 (1)</b>	<b>84.35</b>		<b>15:50:42.047</b>

<b>P16</b>	<b>65 600</b>	<b>Frank MONTINI</b>	Triumph DAYTONA 675R - Sara Johnson			
IDEAL LAP TIME : 2:06.639		BEST LAP TIME : 2:07.159	DIFFERENCE : 0.520			

LAP	SECTOR 1	SECTOR 2	LAP TIME	MPH	DIFF	TIME OF DAY
1 -		43.268	2:52.292	62.03	45.133	15:42:15.274
2 -	1:25.408	42.626	2:08.034 (3)	83.47	0.875	15:44:23.308
3 -	1:24.469	42.690	<b>2:07.159 (1)</b>	<b>84.05</b>		<b>15:46:30.467</b>
4 -	<b>1:24.187</b>	44.458	2:08.645	83.08	1.486	15:48:39.112
5 -	1:24.785	<b>42.452</b>	2:07.237 (2)	84.00	0.078	15:50:46.349

<b>P17</b>	<b>21 600</b>	<b>Toby FINNIS</b>	Kawasaki ZX6R - NOKA RACING - PRIME/TWT			
IDEAL LAP TIME : 2:06.392		BEST LAP TIME : 2:07.458	DIFFERENCE : 1.066			

LAP	SECTOR 1	SECTOR 2	LAP TIME	MPH	DIFF	TIME OF DAY
1 -		42.631	2:50.733	62.60	43.275	15:42:13.715
2 -	1:24.949	<b>42.584</b>	2:07.533 (2)	83.80	0.075	15:44:21.248
3 -	1:24.390	43.068	<b>2:07.458 (1)</b>	<b>83.85</b>		<b>15:46:28.706</b>
4 -	<b>1:23.808</b>	48.473	2:12.281	80.79	4.823	15:48:40.987
5 -	1:24.408	44.236	2:08.644 (3)	83.08	1.186	15:50:49.631

<b>P18</b>	<b>124 600</b>	<b>Mark STRUTT</b>	Yamaha R6 - MPS Developments LTD			
IDEAL LAP TIME : 2:08.186		BEST LAP TIME : 2:08.541	DIFFERENCE : 0.355			

LAP	SECTOR 1	SECTOR 2	LAP TIME	MPH	DIFF	TIME OF DAY
1 -		44.131	2:54.418	61.27	45.877	15:42:17.400
2 -	1:26.016	43.449	2:09.465	82.55	0.924	15:44:26.865
3 -	1:25.494	<b>43.047</b>	<b>2:08.541 (1)</b>	<b>83.14</b>		<b>15:46:35.406</b>
4 -	1:25.199	43.538	2:08.737 (2)	83.02	0.196	15:48:44.143
5 -	<b>1:25.139</b>	43.718	2:08.857 (3)	82.94	0.316	15:50:53.000

# BMCRC - MRO Championships 2023 - Rnd 7 @ Snetterton

## L&W Contractors BMCRC Rookie 600 & Rookie 1000

### RACE 12 - SECTOR ANALYSIS



SECTOR 1 = FL to I1, SECTOR 2 = I1 to FL, DIFF = Difference To Personal Best Lap, P = Crossed Finish Line in Pit Lane, D = Time Disallowed

P19 115 600		Brian MAHER		Yamaha R6 -		
IDEAL LAP TIME : 2:08.664		BEST LAP TIME : 2:08.664		DIFFERENCE : 0.000		
LAP	SECTOR 1	SECTOR 2	LAP TIME	MPH	DIFF	TIME OF DAY
1 -		44.150	2:53.948	61.44	45.284	15:42:16.930
2 -	1:27.950	44.054	2:12.004	80.96	3.340	15:44:28.934
3 -	1:26.554	43.721	2:10.275 (3)	82.04	1.611	15:46:39.209
4 -	1:26.059	43.637	2:09.696 (2)	82.40	1.032	15:48:48.905
5 -	<b>1:25.386</b>	<b>43.278</b>	<b>2:08.664 (1)</b>	<b>83.06</b>		<b>15:50:57.569</b>

P20 825 600		Cody OWENS		Suzuki GSXR 600 - Crippling debt		
IDEAL LAP TIME : 2:08.438		BEST LAP TIME : 2:08.438		DIFFERENCE : 0.000		
LAP	SECTOR 1	SECTOR 2	LAP TIME	MPH	DIFF	TIME OF DAY
1 -		43.943	2:54.984	61.08	46.546	15:42:17.966
2 -	1:27.476	43.833	2:11.309	81.39	2.871	15:44:29.275
3 -	1:26.692	43.567	2:10.259 (2)	82.05	1.821	15:46:39.534
4 -	1:27.260	43.848	2:11.108 (3)	81.52	2.670	15:48:50.642
5 -	<b>1:25.256</b>	<b>43.182</b>	<b>2:08.438 (1)</b>	<b>83.21</b>		<b>15:50:59.080</b>

P21 81 600		Dan HARTLE		Triumph DAYTONA 675 - #Teamrace		
IDEAL LAP TIME : 2:09.136		BEST LAP TIME : 2:09.461		DIFFERENCE : 0.325		
LAP	SECTOR 1	SECTOR 2	LAP TIME	MPH	DIFF	TIME OF DAY
1 -		43.315	2:56.112	60.68	46.651	15:42:19.094
2 -	1:27.223	43.681	2:10.904	81.64	1.443	15:44:29.998
3 -	1:26.813	<b>43.275</b>	2:10.088 (3)	82.16	0.627	15:46:40.086
4 -	1:26.583	43.425	2:10.008 (2)	82.21	0.547	15:48:50.094
5 -	<b>1:25.861</b>	43.600	<b>2:09.461 (1)</b>	<b>82.55</b>		<b>15:50:59.555</b>

P22 29 600		Adrian FALINSKI		Kawasaki ZX6R -		
IDEAL LAP TIME : 2:11.529		BEST LAP TIME : 2:11.529		DIFFERENCE : 0.000		
LAP	SECTOR 1	SECTOR 2	LAP TIME	MPH	DIFF	TIME OF DAY
1 -		44.591	2:57.447	60.23	45.918	15:42:20.429
2 -	1:29.267	44.807	2:14.074	79.71	2.545	15:44:34.503
3 -	1:28.537	44.513	2:13.050 (3)	80.33	1.521	15:46:47.553
4 -	<b>1:27.321</b>	<b>44.208</b>	<b>2:11.529 (1)</b>	<b>81.26</b>		<b>15:48:59.082</b>
5 -	1:27.505	44.797	2:12.302 (2)	80.78	0.773	15:51:11.384

P23 49 600		Tony PEACE		Kawasaki ZX6R - Green Boilers and Heating		
IDEAL LAP TIME : 2:11.675		BEST LAP TIME : 2:11.675		DIFFERENCE : 0.000		
LAP	SECTOR 1	SECTOR 2	LAP TIME	MPH	DIFF	TIME OF DAY
1 -		44.707	2:58.798	59.77	47.123	15:42:21.780
2 -	1:28.111	45.532	2:13.643	79.97	1.968	15:44:35.423
3 -	1:27.955	44.705	2:12.660 (2)	80.56	0.985	15:46:48.083
4 -	<b>1:27.227</b>	<b>44.448</b>	<b>2:11.675 (1)</b>	<b>81.17</b>		<b>15:48:59.758</b>
5 -	1:27.691	45.002	2:12.693 (3)	80.54	1.018	15:51:12.451

P24 89 600		Marco STRILLOZZI		Yamaha R6 - KLUAPP.COM		
IDEAL LAP TIME : 2:14.789		BEST LAP TIME : 2:16.232		DIFFERENCE : 1.443		
LAP	SECTOR 1	SECTOR 2	LAP TIME	MPH	DIFF	TIME OF DAY
1 -		45.796	3:13.478	55.24	57.246	15:42:36.460
2 -	1:30.627	46.424	2:17.051	77.98	0.819	15:44:53.511
3 -	1:31.292	45.361	2:16.653 (3)	78.21	0.421	15:47:10.164
4 -	1:31.006	<b>45.226</b>	<b>2:16.232 (1)</b>	<b>78.45</b>		<b>15:49:26.396</b>
5 -	<b>1:29.563</b>	46.780	2:16.343 (2)	78.39	0.111	15:51:42.739

# BMCRC - MRO Championships 2023 - Rnd 7 @ Snetterton

## L&W Contractors BMCRC Rookie 600 & Rookie 1000

### RACE 12 - SECTOR ANALYSIS



SECTOR 1 = FL to I1, SECTOR 2 = I1 to FL, DIFF = Difference To Personal Best Lap, P = Crossed Finish Line in Pit Lane, D = Time Disallowed

P25 127 600 Rhys QUANTRALL		Kawasaki ZX6R -				
IDEAL LAP TIME : 2:20.483		BEST LAP TIME : 2:20.483		DIFFERENCE : 0.000		
LAP	SECTOR 1	SECTOR 2	LAP TIME	MPH	DIFF	TIME OF DAY
1 -		49.140	3:10.695	56.04	50.212	15:42:33.677
2 -	<b>1:33.197</b>	<b>47.286</b>	<b>2:20.483 (1)</b>	<b>76.08</b>		<b>15:44:54.160</b>
3 -	1:33.924	47.605	2:21.529 (2)	75.51	1.046	15:47:15.689
4 -	1:34.231	48.564	2:22.795 (3)	74.84	2.312	15:49:38.484

P26 201 600 Ian KIRKBY		Yamaha YZF R6 -				
IDEAL LAP TIME : 2:13.522		BEST LAP TIME : 2:14.004		DIFFERENCE : 0.482		
LAP	SECTOR 1	SECTOR 2	LAP TIME	MPH	DIFF	TIME OF DAY
1 -		<b>45.221</b>	3:00.332	59.26	46.328	15:42:23.314
2 -	<b>1:28.301</b>	45.703	<b>2:14.004 (1)</b>	<b>79.75</b>		<b>15:44:37.318</b>
3 -	2:07.851	46.583	2:54.434 (3)	61.27	40.430	15:47:31.752
4 -	1:32.503	47.156	2:19.659 (2)	76.52	5.655	15:49:51.411

P27 395 600 William NICHOLLS		Yamaha R6 - Will Nicholls Farriery				
IDEAL LAP TIME : 2:18.797		BEST LAP TIME : 2:21.345		DIFFERENCE : 2.548		
LAP	SECTOR 1	SECTOR 2	LAP TIME	MPH	DIFF	TIME OF DAY
1 -		<b>47.306</b>	3:07.188	57.09	45.843	15:42:30.170
2 -	1:34.935	47.896	2:22.831 (2)	74.83	1.486	15:44:53.001
3 -	1:33.615	47.730	<b>2:21.345 (1)</b>	<b>75.61</b>		<b>15:47:14.346</b>

P28 916 600 Adam FREWIN		Yamaha R6 - Dickens cider				
IDEAL LAP TIME : 2:21.944		BEST LAP TIME : 2:22.992		DIFFERENCE : 1.048		
LAP	SECTOR 1	SECTOR 2	LAP TIME	MPH	DIFF	TIME OF DAY
1 -		<b>47.741</b>	3:06.810	57.21	43.818	15:42:29.792
2 -	1:34.866	48.126	<b>2:22.992 (1)</b>	<b>74.74</b>		<b>15:44:52.784</b>

# BMCRC - MRO Championships 2023 - Rnd 7 @ Snetterton

## L&W Contractors BMCRC Rookie 600 & Rookie 1000

### RACE 12 - BEST SECTORS

SECTOR 1				SECTOR 2				IDEAL / BEST COMPARISON				
POS	NO	NAME	TIME	NO	NAME	TIME	POS	NO	NAME	IDEAL	BEST	DIFF
									<b>PERFECT LAP</b>	<b>1:59.468</b>		
1	100	CRANSTONE	1:19.613	87	THOMPSON	39.855	1	100	CRANSTONE	1:59.685	1:59.703	0.018
2	87	THOMPSON	1:20.109	100	CRANSTONE	40.072	2	87	THOMPSON	1:59.964	2:00.388	0.424
3	123	VINCER	1:21.951	123	VINCER	40.963	3	123	VINCER	2:02.914	2:02.914	0.000
4	24	MANLEY	1:22.539	149	WILKINS	41.215	4	149	WILKINS	2:03.867	2:04.428	0.561
5	187	DERMOTT	1:22.559	187	DERMOTT	41.332	5	187	DERMOTT	2:03.891	2:04.087	0.196
6	149	WILKINS	1:22.652	36	MORGAN	41.484	6	24	MANLEY	2:04.134	2:04.176	0.042
7	28	WALKER	1:22.754	24	MANLEY	41.595	7	36	MORGAN	2:04.287	2:04.827	0.540
8	36	MORGAN	1:22.803	23	PAES	41.776	8	28	WALKER	2:04.625	2:04.791	0.166
9	128	HOWDLE	1:23.470	28	WALKER	41.871	9	128	HOWDLE	2:05.645	2:05.755	0.110
10	4	BEDWELL	1:23.581	4	BEDWELL	42.109	10	4	BEDWELL	2:05.690	2:05.921	0.231
11	116	ALLAN	1:23.680	116	ALLAN	42.111	11	116	ALLAN	2:05.791	2:05.791	0.000
12	21	FINNIS	1:23.808	128	HOWDLE	42.175	12	23	PAES	2:06.308	2:06.308	0.000
13	320	HOPKINS	1:24.169	65	MONTINI	42.452	13	21	FINNIS	2:06.392	2:07.458	1.066
14	65	MONTINI	1:24.187	320	HOPKINS	42.456	14	320	HOPKINS	2:06.625	2:06.704	0.079
15	23	PAES	1:24.532	191	DAVEY	42.461	15	65	MONTINI	2:06.639	2:07.159	0.520
16	14	YIANNI	1:24.796	14	YIANNI	42.571	16	14	YIANNI	2:07.367	2:07.791	0.424
17	124	STRUTT	1:25.139	21	FINNIS	42.584	17	191	DAVEY	2:07.629	2:07.963	0.334
18	191	DAVEY	1:25.168	124	STRUTT	43.047	18	124	STRUTT	2:08.186	2:08.541	0.355
19	825	OWENS	1:25.256	825	OWENS	43.182	19	825	OWENS	2:08.438	2:08.438	0.000
20	115	MAHER	1:25.386	81	HARTLE	43.275	20	115	MAHER	2:08.664	2:08.664	0.000
21	81	HARTLE	1:25.861	115	MAHER	43.278	21	81	HARTLE	2:09.136	2:09.461	0.325
22	49	PEACE	1:27.227	29	FALINSKI	44.208	22	29	FALINSKI	2:11.529	2:11.529	0.000
23	29	FALINSKI	1:27.321	49	PEACE	44.448	23	49	PEACE	2:11.675	2:11.675	0.000
24	201	KIRKBY	1:28.301	201	KIRKBY	45.221	24	201	KIRKBY	2:13.522	2:14.004	0.482
25	89	STRILLOZZI	1:29.563	89	STRILLOZZI	45.226	25	89	STRILLOZZI	2:14.789	2:16.232	1.443
26	395	NICHOLLS	1:31.491	127	QUANTRALL	47.286	26	395	NICHOLLS	2:18.797	2:21.345	2.548
27	127	QUANTRALL	1:33.197	395	NICHOLLS	47.306	27	127	QUANTRALL	2:20.483	2:20.483	0.000
28	916	FREWIN	1:34.203	916	FREWIN	47.741	28	916	FREWIN	2:21.944	2:22.992	1.048

# BMCRC - MRO Championships 2023 - Rnd 7 @ Snetterton

## L&W Contractors BMCRC Rookie 600 & Rookie 1000

### RACE 12 - STATISTICS

**Competitors Started** 28  
**Planned Start** 2023-09-02 @ 15:40:00.000  
**Actual Start** 2023-09-02 @ 15:39:22.981  
**Finish Time** 2023-09-02 @ 15:49:31.123  
**Track Length** 2.9689mi.  
**Total Laps** 133  
**Total Distance Covered** 394.8652mi.

#### Session Fastest Lap History

NO	CL	NAME	LAP TIME	TIME OF DAY	LAP	VEHICLE
100	1000	Sam CRANSTONE	2:00.355	15:43:28.444	2	Bmw S1000RR
100	1000	Sam CRANSTONE	1:59.703	15:45:28.147	3	Bmw S1000RR

#### Session Leader History

NO	CL	NAME	FROM LAP	LAPS LED	DISTANCE	VEHICLE
100	1000	Sam CRANSTONE	1	5	14.84 miles	Bmw S1000RR

#### Flag History

TYPE	TIME OF DAY
GREEN	15:39:22.981
FINISH	15:49:31.123

#### Flag Statistics

TYPE	COUNT	TOTAL LAPS	TOTAL TIME
Green	1	5	12:28.425
Red	0	0	0.000
Safety Car	0	0	0.000
FCY	0	0	0.000

# BMCRC - MRO Championships 2023 - Rnd 7 @ Snetterton

## L&W Contractors BMCRC Rookie 600 & Rookie 1000

### RACE 12 - STATISTICS

**CLASS : 1000**

10 Starters

#### Fastest Lap History

NO	NAME	LAP TIME	TIME OF DAY	LAP	VEHICLE
100	Sam CRANSTONE	2:00.355	15:43:28.444	2	Bmw S1000RR
100	Sam CRANSTONE	1:59.703	15:45:28.147	3	Bmw S1000RR

#### Leader History

NO	NAME	FROM LAP	LAPS LED	DISTANCE	VEHICLE
100	Sam CRANSTONE	1	5	14.84 miles	Bmw S1000RR



# BMCRC - MRO Championships 2023 - Rnd 7 @ Snetterton

## L&W Contractors BMCRC Rookie 600 & Rookie 1000

### RACE 12 - STATISTICS

**CLASS : 600**

18 Starters

#### Fastest Lap History

NO	NAME	LAP TIME	TIME OF DAY	LAP	VEHICLE
24	Callum MANLEY	<b>2:04.691</b>	15:44:13.414	2	Honda CBR600 RR
24	Callum MANLEY	<b>2:04.176</b>	15:46:17.590	3	Honda CBR600 RR

#### Leader History

NO	NAME	FROM LAP	LAPS LED	DISTANCE	VEHICLE
24	Callum MANLEY	1	5	14.84 miles	Honda CBR600 RR

# BMCRC - MRO Championships 2023 - Rnd 7 @ Snetterton

## L&W Contractors BMCRC Rookie 600 & Rookie 1000

### RACE 1 - GRID (7 Laps)



CONTRACTORS LTD

ROW 11	33	2:22.992	916 Adam FREWIN	32	2:21.345	395 William NICHOLLS	31	2:20.483	127 Rhys QUANTRALL
ROW 10	30	2:16.232	89 Marco STRILLOZZI	29	2:14.004	201 Ian KIRKBY	28	2:11.675	49 Tony PEACE
ROW 9	27	2:11.529	29 Adrian FALINSKI	26	2:09.461	81 Dan HARTLE	25	2:08.664	115 Brian MAHER
ROW 8	24	2:08.541	124 Mark STRUTT	23	2:08.438	825 Cody OWENS	22	2:07.458	21 Toby FINNIS
ROW 7	21	2:07.159	65 Frank MONTINI	20	2:06.704	320 Will HOPKINS	19	2:05.921	4 Kallum BEDWELL
ROW 6	18	2:05.791	116 Jack ALLAN	17	2:04.791	28 Tom WALKER	16	2:04.176	24 Callum MANLEY
ROW 5	15			14			13		
ROW 4	12			11	2:07.963	555 Dominic HUGGETT	10	2:07.963	191 Maurice DAVEY
ROW 3	9	2:07.791	14 Alex YIANNI	8	2:06.308	23 Jason PAES	7	2:05.755	128 Paul HOWDLE
ROW 2	6	2:04.827	36 Alan MORGAN	5	2:04.428	149 David WILKINS	4	2:04.087	187 Scott DERMOTT
ROW 1	3	2:02.914	123 James VINCER	2	2:00.388	87 Karl THOMPSON	1	1:59.703	100 Sam CRANSTONE
<b>Pole</b>									

Snetterton 300: 2.9689 miles

These results are provisional until the conclusion of any judicial and technical matters.

Clerk Of Course :	Stewards :	Timekeeper : <i>Craig Smith</i>
-------------------	------------	------------------------------------

Results can be found at [www.tsl-timing.com](http://www.tsl-timing.com)

Printed - 15:54 Saturday, 02 September 2023



# BMCRC - MRO Championships 2023 - Rnd 7 @ Snetterton

## L&W Contractors BMCRC Rookie 600 & Rookie 1000

### RACE 1 - CLASSIFICATION



CONTRACTORS LTD

POS	NO	CL	PIC NAME	ENTRY	LAPS	TIME	GAP	DIFF	MPH	BEST	ON
1	100	1000	1 Sam CRANSTONE	Bmw S1000RR - Fortis racing	7	14:07.165			88.31	1:58.697	7
2	87	1000	2 Karl THOMPSON	Yamaha R1 - #Teamrace	7	14:07.680	0.515	0.515	88.26	1:59.784	7
3	149	1000	3 David WILKINS	Yamaha R1 - TwoClicksOut Racing	7	14:33.375	26.210	25.695	85.66	2:02.990	7
4	187	1000	4 Scott DERMOTT	Yamaha R1 - TwoClicksOut Racing	7	14:34.028	26.863	0.653	85.59	2:03.188	7
5	123	1000	5 James VINCER	Kawasaki ZX 10 - A W RACING LTD	7	14:40.817	33.652	6.789	84.93	2:03.694	5
6	14	1000	6 Alex YIANNI	BMW S1000 RR - Airpack 2000 Racing	7	14:59.518	52.353	18.701	83.17	2:05.869	7
7	36	1000	7 Alan MORGAN	Suzuki GSXR 1000 - Little Duck Racing	7	14:59.676	52.511	0.158	83.15	2:04.843	7
8	23	1000	8 Jason PAES	Aprilia RSV4 - J&R Electrical Ltd	7	15:01.594	54.429	1.918	82.98	2:05.875	7
9	128	1000	9 Paul HOWDLE	Kawasaki ZX10R -	7	15:03.902	56.737	2.308	82.77	2:06.696	5
10	191	1000	10 Maurice DAVEY	Suzuki GSXR 1000 - M D racing	7	15:16.113	1:08.948	12.211	81.66	2:09.307	4
11	24	600	1 Callum MANLEY	Honda CBR600 RR - Bec's Sweets	7	15:16.922	1:09.757	0.809	81.59	2:03.411	4
12	28	600	2 Tom WALKER	Honda CBR600RR - TRW Racing	7	15:23.944	1:16.779	7.022	80.97	2:04.710	6
13	320	600	3 Will HOPKINS	Kawasaki ZX6R - WH RACING	7	15:24.206	1:17.041	0.262	80.95	2:04.476	7
14	4	600	4 Kallum BEDWELL	Yamaha R6 - CTHL-Connected to homes ltd	7	15:39.044	1:31.879	14.838	79.67	2:06.648	4
15	116	600	5 Jack ALLAN	Kawasaki ZX6R - Blackwidow exhausts	7	15:39.153	1:31.988	0.109	79.66	2:06.651	5
16	65	600	6 Frank MONTINI	Triumph DAYTONA 675R - Sara Johnson	7	15:39.651	1:32.486	0.498	79.62	2:06.244	2
17	115	600	7 Brian MAHER	Yamaha R6 -	7	15:41.273	1:34.108	1.622	79.48	2:06.265	7
18	81	600	8 Dan HARTLE	Triumph DAYTONA 675 - #Teamrace	7	15:43.014	1:35.849	1.741	79.33	2:06.748	6
19	825	600	9 Cody OWENS	Suzuki GSXR 600 - Crippling debt	7	15:59.415	1:52.250	16.401	77.98	2:09.520	2
20	29	600	10 Adrian FALINSKI	Kawasaki ZX6R -	7	16:14.660	2:07.495	15.245	76.76	2:10.975	7
21	49	600	11 Tony PEACE	Kawasaki ZX6R - Green Boilers and Heating	7	16:16.057	2:08.892	1.397	76.65	2:11.864	7
22	124	600	12 Mark STRUTT	Yamaha R6 - MPS Developments LTD	6	14:12.768	1 Lap	1 Lap	75.20	2:11.359	2
23	201	600	13 Ian KIRKBY	Yamaha YZF R6 -	6	14:21.453	1 Lap	8.685	74.44	2:10.906	6
24	127	600	14 Rhys QUANTRALL	Kawasaki ZX6R -	6	14:21.652	1 Lap	0.199	74.42	2:10.056	6
25	395	600	15 William NICHOLLS	Yamaha R6 - Will Nicholls Farriery	6	16:29.616	1 Lap	2:07.964	64.80	2:34.451	6

#### NOT CLASSIFIED

DNF	916	600	Adam FREWIN	Yamaha R6 - Dickens cider	4	10:19.837	3 Laps	2 Laps	68.97	2:22.198	2
-----	-----	-----	-------------	---------------------------	---	-----------	--------	--------	-------	----------	---

#### FASTEST LAP

	100	1000	Sam CRANSTONE	Bmw S1000RR - Fortis racing	7	1:58.697			90.04 mph	144.91 kph	
	24	600	Callum MANLEY	Honda CBR600 RR - Bec's Sweets	4	2:03.411			86.60 mph	139.37 kph	

Class 1000 - 92.5% of Race Speed = 81.68 mph

Class 600 - 92.5% of Race Speed = 75.47 mph

Weather / Track : Cloudy / Dry

These results are provisional until the conclusion of any judicial and technical matters.

Race Distance: 7 Laps / 20.78 miles

Snetterton 300: 2.9689 miles

Date: 03/09/2023 Start: 09:22 Finish: 09:36

Clerk Of Course :

Stewards :

Timekeeper :

*Craig Smith*

Results can be found at [www.tsl-timing.com](http://www.tsl-timing.com)

Printed - 09:42 Sunday, 03 September 2023



# BMCRC - MRO Championships 2023 - Rnd 7 @ Snetterton

## L&W Contractors BMCRC Rookie 600 & Rookie 1000

### RACE 1 - LAP CHART

#### LAP 1 @ 09:24:50.948

NO	BEHIND	LAP TIME
100		2:05.556
87	0.453	2:06.009
149	3.763	2:09.319
187	4.786	2:10.342
36	8.747	2:14.303
14	9.501	2:15.057
123	9.663	2:15.219
191	10.798	2:16.354
128	11.011	2:16.567
23	11.266	2:16.822
24	44.448	2:50.004
320	45.748	2:51.304
28	45.990	2:51.546
65	49.462	2:55.018
116	49.496	2:55.052
4	49.984	2:55.540
115	50.343	2:55.899
81	51.967	2:57.523
825	52.208	2:57.764
124	53.550	2:59.106
29	55.752	3:01.308
49	56.033	3:01.589
127	1:02.084	3:07.640
201	1:02.335	3:07.891
916	1:04.176	3:09.732
395	1:19.179	3:24.735

#### LAP 2 @ 09:26:51.117

NO	BEHIND	LAP TIME
100		2:00.169
87	0.332	2:00.048
149	7.501	2:03.907
187	8.941	2:04.324
123	14.002	2:04.508
36	16.532	2:07.954
14	17.286	2:07.954
128	18.110	2:07.268
23	19.837	2:08.740
191	20.622	2:09.993
24	48.722	2:04.443
320	51.099	2:05.520
28	51.740	2:05.919
65	55.537	2:06.244
116	57.289	2:07.962
4	57.668	2:07.853
115	58.396	2:08.222
81	1:00.283	2:08.485
825	1:01.559	2:09.520
124	1:04.740	2:11.359
29	1:08.327	2:12.744
49	1:08.586	2:12.722
127	1:19.114	2:17.199
201	1:19.330	2:17.164
916	1:26.205	2:22.198
395	1:59.401	2:40.391

#### LAP 3 @ 09:28:51.190

NO	BEHIND	LAP TIME
100		2:00.073
87	0.205	1:59.946
149	11.653	2:04.225
187	13.366	2:04.498

123	18.177	2:04.248
36	23.693	2:07.234
128	24.997	2:06.960
14	25.227	2:08.014
23	27.700	2:07.936
191	30.153	2:09.604
24	52.076	2:03.427
320	57.275	2:06.249
28	57.633	2:05.966
65	1:03.270	2:07.806
4	1:04.875	2:07.280
116	1:05.532	2:08.316
115	1:06.338	2:08.015
81	1:08.332	2:08.122
825	1:11.204	2:09.718
124	1:17.394	2:12.727
29	1:21.190	2:12.936
49	1:21.655	2:13.142
127	1:35.273	2:16.232
201	1:35.764	2:16.507
916	1:49.870	2:23.738

#### LAP 4 @ 09:30:51.519

NO	BEHIND	LAP TIME
87		2:00.124
100	0.144	2:00.473
149	16.008	2:04.684
187	17.226	2:04.189
123	21.625	2:03.777
14	32.844	2:07.946
36	33.099	2:09.735
128	34.001	2:09.333
23	35.382	2:08.011
395	1 Lap	2:37.732
191	39.131	2:09.307
24	55.158	2:03.411
320	1:02.715	2:05.769
28	1:02.967	2:05.663
65	1:10.218	2:07.277
4	1:11.194	2:06.648
116	1:12.226	2:07.023
115	1:13.929	2:07.920
81	1:15.698	2:07.695
825	1:21.000	2:10.125
124	1:30.188	2:13.123
29	1:32.780	2:11.919
49	1:33.583	2:12.257
127	1:50.547	2:15.603
201	1:50.810	2:15.375

#### LAP 5 @ 09:32:52.165

NO	BEHIND	LAP TIME
87		2:00.646
100	0.168	2:00.670
916	1 Lap	2:24.169
149	19.082	2:03.720
187	19.822	2:03.242
123	24.673	2:03.694
36	39.414	2:06.961
14	39.849	2:07.651
128	40.051	2:06.696
23	41.336	2:06.600
191	48.034	2:09.549
24	58.584	2:04.072
28	1:07.128	2:04.807

320	1:08.404	2:06.335
395	1 Lap	2:36.026
65	1:17.510	2:07.938
116	1:18.231	2:06.651
4	1:18.319	2:07.771
115	1:20.569	2:07.286
81	1:22.390	2:07.338
825	1:31.910	2:11.556
124	1:42.797	2:13.255
29	1:44.276	2:12.142
49	1:45.159	2:12.222

#### LAP 6 @ 09:34:53.288

NO	BEHIND	LAP TIME
87		2:01.123
100	0.572	2:01.527
201	1 Lap	2:13.610
127	1 Lap	2:14.922
149	22.489	2:04.530
187	22.944	2:04.245
123	28.147	2:04.597
14	45.753	2:07.027
36	46.937	2:08.646
23	47.823	2:07.610
128	48.664	2:09.736
191	57.042	2:10.131
24	1:01.836	2:04.375
28	1:10.715	2:04.710
320	1:11.834	2:04.553
116	1:24.026	2:06.918
4	1:24.081	2:06.885
65	1:24.109	2:07.722
115	1:27.112	2:07.666
81	1:28.015	2:06.748
825	1:41.373	2:10.586
395	1 Lap	2:36.281
29	1:55.789	2:12.636
49	1:56.297	2:12.261

#### LAP 7 @ 09:36:52.557

NO	BEHIND	LAP TIME
100		1:58.697
87	0.515	1:59.784
124	1 Lap	2:23.198
201	1 Lap	2:10.906
127	1 Lap	2:10.056
149	26.210	2:02.990
187	26.863	2:03.188
123	33.652	2:04.774
14	52.353	2:05.869
36	52.511	2:04.843
23	54.429	2:05.875
128	56.737	2:07.342
191	1:08.948	2:11.175
24	1:09.757	2:07.190
28	1:16.779	2:05.333
320	1:17.041	2:04.476
4	1:31.879	2:07.067
116	1:31.988	2:07.231
65	1:32.486	2:07.646
115	1:34.108	2:06.265
81	1:35.849	2:07.103
825	1:52.250	2:10.146
29	2:07.495	2:10.975
49	2:08.892	2:11.864

Weather / Track : Cloudy / Dry

Results can be found at [www.tsl-timing.com](http://www.tsl-timing.com)

Snetterton 300: 2.9689 miles  
Date: 03/09/2023 Start: 09:22 Finish: 09:36

Printed - 09:42 Sunday, 03 September 2023

# BMCRC - MRO Championships 2023 - Rnd 7 @ Snetterton

## L&W Contractors BMCRC Rookie 600 & Rookie 1000

### RACE 1 - POSITION CHART

No	Name	Lap Pos	Lap						
			1	2	3	4	5	6	7
100	CRANSTONE	1	100	100	100	87	87	87	100
87	THOMPSON	2	87	87	87	100	100	100	87
123	VINCER	3	149	149	149	149	149	149	149
187	DERMOTT	4	187	187	187	187	187	187	187
149	WILKINS	5	36	123	123	123	123	123	123
36	MORGAN	6	14	36	36	14	36	14	14
128	HOWDLE	7	123	14	128	36	14	36	36
23	PAES	8	191	128	14	128	128	23	23
14	YIANNI	9	128	23	23	23	23	128	128
191	DAVEY	10	23	191	191	191	191	191	191
24	MANLEY	11	24	24	24	24	24	24	24
28	WALKER	12	320	320	320	320	28	28	28
116	ALLAN	13	28	28	28	28	320	320	320
4	BEDWELL	14	65	65	65	65	65	116	4
320	HOPKINS	15	116	116	4	4	116	4	116
65	MONTINI	16	4	4	116	116	4	65	65
825	OWENS	17	115	115	115	115	115	115	115
124	STRUTT	18	81	81	81	81	81	81	81
115	MAHER	19	825	825	825	825	825	825	825
81	HARTLE	20	124	124	124	124	124	29	29
29	FALINSKI	21	29	29	29	29	29	49	49
49	PEACE	22	49	49	49	49	49	124	
201	KIRKBY	23	127	127	127	127	201	201	
127	QUANTRALL	24	201	201	201	201	127	127	
395	NICHOLLS	25	916	916	916	916	395	395	
916	FREWIN	26	395	395	395	395			

# BMCRC - MRO Championships 2023 - Rnd 7 @ Snetterton

## L&W Contractors BMCRC Rookie 600 & Rookie 1000

### RACE 1 - SECTOR ANALYSIS



SECTOR 1 = FL to I1, SECTOR 2 = I1 to FL, DIFF = Difference To Personal Best Lap, P = Crossed Finish Line in Pit Lane, D = Time Disallowed

P1		100	1000	Sam CRANSTONE	Bmw S1000RR - Fortis racing		
IDEAL LAP TIME :		1:58.697		BEST LAP TIME :	1:58.697		DIFFERENCE : 0.000
LAP	SECTOR 1	SECTOR 2		LAP TIME	MPH	DIFF	TIME OF DAY
1 -		40.290		2:05.556	85.12	6.859	09:24:50.948
2 -	1:19.993	40.176		2:00.169 (3)	88.94	1.472	09:26:51.117
3 -	1:19.826	40.247		2:00.073 (2)	89.01	1.376	09:28:51.190
4 -	1:20.353	40.120		2:00.473	88.71	1.776	09:30:51.663
5 -	1:20.135	40.535		2:00.670	88.57	1.973	09:32:52.333
6 -	1:19.489	42.038		2:01.527	87.94	2.830	09:34:53.860
7 -	<b>1:18.763</b>	<b>39.934</b>		<b>1:58.697 (1)</b>	<b>90.04</b>		<b>09:36:52.557</b>

P2		87	1000	Karl THOMPSON	Yamaha R1 - #Teamrace		
IDEAL LAP TIME :		1:59.572		BEST LAP TIME :	1:59.784		DIFFERENCE : 0.212
LAP	SECTOR 1	SECTOR 2		LAP TIME	MPH	DIFF	TIME OF DAY
1 -		40.341		2:06.009	84.81	6.225	09:24:51.401
2 -	1:19.887	<b>40.161</b>		2:00.048 (3)	89.03	0.264	09:26:51.449
3 -	1:19.683	40.263		1:59.946 (2)	89.10	0.162	09:28:51.395
4 -	1:19.626	40.498		2:00.124	88.97	0.340	09:30:51.519
5 -	1:19.991	40.655		2:00.646	88.59	0.862	09:32:52.165
6 -	1:19.854	41.269		2:01.123	88.24	1.339	09:34:53.288
7 -	<b>1:19.411</b>	40.373		<b>1:59.784 (1)</b>	<b>89.22</b>		<b>09:36:53.072</b>

P3		149	1000	David WILKINS	Yamaha R1 - TwoClicksOut Racing		
IDEAL LAP TIME :		2:02.990		BEST LAP TIME :	2:02.990		DIFFERENCE : 0.000
LAP	SECTOR 1	SECTOR 2		LAP TIME	MPH	DIFF	TIME OF DAY
1 -		41.657		2:09.319	82.64	6.329	09:24:54.711
2 -	1:22.313	41.594		2:03.907 (3)	86.25	0.917	09:26:58.618
3 -	1:22.513	41.712		2:04.225	86.03	1.235	09:29:02.843
4 -	1:23.192	41.492		2:04.684	85.72	1.694	09:31:07.527
5 -	1:22.045	41.675		2:03.720 (2)	86.38	0.730	09:33:11.247
6 -	1:22.817	41.713		2:04.530	85.82	1.540	09:35:15.777
7 -	<b>1:21.857</b>	<b>41.133</b>		<b>2:02.990 (1)</b>	<b>86.90</b>		<b>09:37:18.767</b>

P4		187	1000	Scott DERMOTT	Yamaha R1 - TwoClicksOut Racing		
IDEAL LAP TIME :		2:03.078		BEST LAP TIME :	2:03.188		DIFFERENCE : 0.110
LAP	SECTOR 1	SECTOR 2		LAP TIME	MPH	DIFF	TIME OF DAY
1 -		41.557		2:10.342	81.99	7.154	09:24:55.734
2 -	1:22.866	41.458		2:04.324	85.96	1.136	09:27:00.058
3 -	1:23.074	41.424		2:04.498	85.84	1.310	09:29:04.556
4 -	1:23.094	<b>41.095</b>		2:04.189 (3)	86.06	1.001	09:31:08.745
5 -	1:22.099	41.143		2:03.242 (2)	86.72	0.054	09:33:11.987
6 -	1:22.698	41.547		2:04.245	86.02	1.057	09:35:16.232
7 -	<b>1:21.983</b>	41.205		<b>2:03.188 (1)</b>	<b>86.76</b>		<b>09:37:19.420</b>

P5		123	1000	James VINCER	Kawasaki ZX 10 - A W RACING LTD		
IDEAL LAP TIME :		2:03.592		BEST LAP TIME :	2:03.694		DIFFERENCE : 0.102
LAP	SECTOR 1	SECTOR 2		LAP TIME	MPH	DIFF	TIME OF DAY
1 -		43.538		2:15.219	79.04	11.525	09:25:00.611
2 -	1:23.169	41.339		2:04.508	85.84	0.814	09:27:05.119
3 -	1:22.976	41.272		2:04.248 (3)	86.02	0.554	09:29:09.367
4 -	<b>1:22.396</b>	41.381		2:03.777 (2)	86.34	0.083	09:31:13.144
5 -	1:22.498	<b>41.196</b>		<b>2:03.694 (1)</b>	<b>86.40</b>		<b>09:33:16.838</b>
6 -	1:23.035	41.562		2:04.597	85.78	0.903	09:35:21.435
7 -	1:22.857	41.917		2:04.774	85.65	1.080	09:37:26.209

# BMCRC - MRO Championships 2023 - Rnd 7 @ Snetterton

## L&W Contractors BMCRC Rookie 600 & Rookie 1000

### RACE 1 - SECTOR ANALYSIS



SECTOR 1 = FL to I1, SECTOR 2 = I1 to FL, DIFF = Difference To Personal Best Lap, P = Crossed Finish Line in Pit Lane, D = Time Disallowed

<b>P6 14 1000 Alex YIANNI</b>			BMW S1000 RR - Airpack 2000 Racing			
IDEAL LAP TIME : 2:05.869			BEST LAP TIME : 2:05.869		DIFFERENCE : 0.000	
LAP	SECTOR 1	SECTOR 2	LAP TIME	MPH	DIFF	TIME OF DAY
1 -		43.384	2:15.057	79.13	9.188	09:25:00.449
2 -	1:25.537	42.417	2:07.954	83.53	2.085	09:27:08.403
3 -	1:25.625	42.389	2:08.014	83.49	2.145	09:29:16.417
4 -	1:24.651	43.295	2:07.946	83.53	2.077	09:31:24.363
5 -	1:24.393	43.258	2:07.651 (3)	83.72	1.782	09:33:32.014
6 -	1:24.036	42.991	2:07.027 (2)	84.14	1.158	09:35:39.041
7 -	<b>1:23.799</b>	<b>42.070</b>	<b>2:05.869 (1)</b>	<b>84.91</b>		<b>09:37:44.910</b>

<b>P7 36 1000 Alan MORGAN</b>			Suzuki GSXR 1000 - Little Duck Racing			
IDEAL LAP TIME : 2:04.843			BEST LAP TIME : 2:04.843		DIFFERENCE : 0.000	
LAP	SECTOR 1	SECTOR 2	LAP TIME	MPH	DIFF	TIME OF DAY
1 -		43.214	2:14.303	79.58	9.460	09:24:59.695
2 -	1:25.173	42.781	2:07.954	83.53	3.111	09:27:07.649
3 -	1:24.693	42.541	2:07.234 (3)	84.00	2.391	09:29:14.883
4 -	1:26.042	43.693	2:09.735	82.38	4.892	09:31:24.618
5 -	1:24.833	42.128	2:06.961 (2)	84.18	2.118	09:33:31.579
6 -	1:26.696	41.950	2:08.646	83.08	3.803	09:35:40.225
7 -	<b>1:23.321</b>	<b>41.522</b>	<b>2:04.843 (1)</b>	<b>85.61</b>		<b>09:37:45.068</b>

<b>P8 23 1000 Jason PAES</b>			Aprilia RSV4 - J&R Electrical Ltd			
IDEAL LAP TIME : 2:05.710			BEST LAP TIME : 2:05.875		DIFFERENCE : 0.165	
LAP	SECTOR 1	SECTOR 2	LAP TIME	MPH	DIFF	TIME OF DAY
1 -		43.096	2:16.822	78.11	10.947	09:25:02.214
2 -	1:25.997	42.743	2:08.740	83.02	2.865	09:27:10.954
3 -	1:25.399	42.537	2:07.936	83.54	2.061	09:29:18.890
4 -	1:24.868	43.143	2:08.011	83.49	2.136	09:31:26.901
5 -	1:24.588	<b>42.012</b>	2:06.600 (2)	84.42	0.725	09:33:33.501
6 -	1:24.752	42.858	2:07.610 (3)	83.75	1.735	09:35:41.111
7 -	<b>1:23.698</b>	42.177	<b>2:05.875 (1)</b>	<b>84.91</b>		<b>09:37:46.986</b>

<b>P9 128 1000 Paul HOWDLE</b>			Kawasaki ZX10R -			
IDEAL LAP TIME : 2:06.418			BEST LAP TIME : 2:06.696		DIFFERENCE : 0.278	
LAP	SECTOR 1	SECTOR 2	LAP TIME	MPH	DIFF	TIME OF DAY
1 -		43.117	2:16.567	78.26	9.871	09:25:01.959
2 -	<b>1:24.345</b>	42.923	2:07.268 (3)	83.98	0.572	09:27:09.227
3 -	1:24.887	<b>42.073</b>	2:06.960 (2)	84.18	0.264	09:29:16.187
4 -	1:25.225	44.108	2:09.333	82.64	2.637	09:31:25.520
5 -	1:24.385	42.311	<b>2:06.696 (1)</b>	<b>84.36</b>		<b>09:33:32.216</b>
6 -	1:26.959	42.777	2:09.736	82.38	3.040	09:35:41.952
7 -	1:24.632	42.710	2:07.342	83.93	0.646	09:37:49.294

<b>P10 191 1000 Maurice DAVEY</b>			Suzuki GSXR 1000 - M D racing			
IDEAL LAP TIME : 2:08.699			BEST LAP TIME : 2:09.307		DIFFERENCE : 0.608	
LAP	SECTOR 1	SECTOR 2	LAP TIME	MPH	DIFF	TIME OF DAY
1 -		43.344	2:16.354	78.38	7.047	09:25:01.746
2 -	1:26.701	43.292	2:09.993	82.22	0.686	09:27:11.739
3 -	1:26.435	43.169	2:09.604 (3)	82.46	0.297	09:29:21.343
4 -	1:26.031	43.276	<b>2:09.307 (1)</b>	<b>82.65</b>		<b>09:31:30.650</b>
5 -	1:26.821	<b>42.728</b>	2:09.549 (2)	82.50	0.242	09:33:40.199
6 -	<b>1:25.971</b>	44.160	2:10.131	82.13	0.824	09:35:50.330
7 -	1:26.779	44.396	2:11.175	81.47	1.868	09:38:01.505

# BMCRC - MRO Championships 2023 - Rnd 7 @ Snetterton

## L&W Contractors BMCRC Rookie 600 & Rookie 1000

### RACE 1 - SECTOR ANALYSIS



SECTOR 1 = FL to I1, SECTOR 2 = I1 to FL, DIFF = Difference To Personal Best Lap, P = Crossed Finish Line in Pit Lane, D = Time Disallowed

P11 24 600 Callum MANLEY			Honda CBR600 RR - Bec's Sweets			
IDEAL LAP TIME : 2:03.242		BEST LAP TIME : 2:03.411		DIFFERENCE : 0.169		
LAP	SECTOR 1	SECTOR 2	LAP TIME	MPH	DIFF	TIME OF DAY
1 -		41.751	2:50.004	62.86	46.593	09:25:35.396
2 -	1:23.116	41.327	2:04.443	85.88	1.032	09:27:39.839
3 -	1:22.090	41.337	2:03.427 (2)	86.59	0.016	09:29:43.266
4 -	<b>1:22.027</b>	41.384	<b>2:03.411 (1)</b>	<b>86.60</b>		<b>09:31:46.677</b>
5 -	1:22.857	<b>41.215</b>	2:04.072 (3)	86.14	0.661	09:33:50.749
6 -	1:22.847	41.528	2:04.375	85.93	0.964	09:35:55.124
7 -	1:23.791	43.399	2:07.190	84.03	3.779	09:38:02.314

P12 28 600 Tom WALKER			Honda CBR600RR - TRW Racing			
IDEAL LAP TIME : 2:03.980		BEST LAP TIME : 2:04.710		DIFFERENCE : 0.730		
LAP	SECTOR 1	SECTOR 2	LAP TIME	MPH	DIFF	TIME OF DAY
1 -		42.146	2:51.546	62.30	46.836	09:25:36.938
2 -	1:23.610	42.309	2:05.919	84.88	1.209	09:27:42.857
3 -	1:23.690	42.276	2:05.966	84.84	1.256	09:29:48.823
4 -	1:23.664	41.999	2:05.663	85.05	0.953	09:31:54.486
5 -	1:22.615	42.192	2:04.807 (2)	85.63	0.097	09:33:59.293
6 -	<b>1:22.071</b>	42.639	<b>2:04.710 (1)</b>	<b>85.70</b>		<b>09:36:04.003</b>
7 -	1:23.424	<b>41.909</b>	2:05.333 (3)	85.27	0.623	09:38:09.336

P13 320 600 Will HOPKINS			Kawasaki ZX6R - WH RACING			
IDEAL LAP TIME : 2:04.210		BEST LAP TIME : 2:04.476		DIFFERENCE : 0.266		
LAP	SECTOR 1	SECTOR 2	LAP TIME	MPH	DIFF	TIME OF DAY
1 -		42.136	2:51.304	62.39	46.828	09:25:36.696
2 -	1:23.740	41.780	2:05.520 (3)	85.15	1.044	09:27:42.216
3 -	1:23.834	42.415	2:06.249	84.65	1.773	09:29:48.465
4 -	1:23.546	42.223	2:05.769	84.98	1.293	09:31:54.234
5 -	1:23.464	42.871	2:06.335	84.60	1.859	09:34:00.569
6 -	<b>1:22.583</b>	41.970	2:04.553 (2)	85.81	0.077	09:36:05.122
7 -	1:22.849	<b>41.627</b>	<b>2:04.476 (1)</b>	<b>85.86</b>		<b>09:38:09.598</b>

P14 4 600 Kallum BEDWELL			Yamaha R6 - CTHL-Connected to homes ltd			
IDEAL LAP TIME : 2:05.663		BEST LAP TIME : 2:06.648		DIFFERENCE : 0.985		
LAP	SECTOR 1	SECTOR 2	LAP TIME	MPH	DIFF	TIME OF DAY
1 -		43.719	2:55.540	60.88	48.892	09:25:40.932
2 -	1:24.944	42.909	2:07.853	83.59	1.205	09:27:48.785
3 -	1:24.247	43.033	2:07.280	83.97	0.632	09:29:56.065
4 -	1:24.180	<b>42.468</b>	<b>2:06.648 (1)</b>	<b>84.39</b>		<b>09:32:02.713</b>
5 -	1:24.197	43.574	2:07.771	83.65	1.123	09:34:10.484
6 -	<b>1:23.195</b>	43.690	2:06.885 (2)	84.23	0.237	09:36:17.369
7 -	1:23.906	43.161	2:07.067 (3)	84.11	0.419	09:38:24.436

P15 116 600 Jack ALLAN			Kawasaki ZX6R - Blackwidow exhausts			
IDEAL LAP TIME : 2:05.932		BEST LAP TIME : 2:06.651		DIFFERENCE : 0.719		
LAP	SECTOR 1	SECTOR 2	LAP TIME	MPH	DIFF	TIME OF DAY
1 -		43.415	2:55.052	61.05	48.401	09:25:40.444
2 -	1:25.151	42.811	2:07.962	83.52	1.311	09:27:48.406
3 -	1:25.468	42.848	2:08.316	83.29	1.665	09:29:56.722
4 -	1:24.852	<b>42.171</b>	2:07.023 (3)	84.14	0.372	09:32:03.745
5 -	<b>1:23.761</b>	42.890	<b>2:06.651 (1)</b>	<b>84.39</b>		<b>09:34:10.396</b>
6 -	1:23.900	43.018	2:06.918 (2)	84.21	0.267	09:36:17.314
7 -	1:24.342	42.889	2:07.231	84.00	0.580	09:38:24.545



# BMCRC - MRO Championships 2023 - Rnd 7 @ Snetterton

## L&W Contractors BMCRC Rookie 600 & Rookie 1000

### RACE 1 - SECTOR ANALYSIS



SECTOR 1 = FL to I1, SECTOR 2 = I1 to FL, DIFF = Difference To Personal Best Lap, P = Crossed Finish Line in Pit Lane, D = Time Disallowed

P16 65 600 Frank MONTINI			Triumph DAYTONA 675R - Sara Johnson			
IDEAL LAP TIME : 2:05.607			BEST LAP TIME : 2:06.244		DIFFERENCE : 0.637	
LAP	SECTOR 1	SECTOR 2	LAP TIME	MPH	DIFF	TIME OF DAY
1 -		43.541	2:55.018	61.06	48.774	09:25:40.410
2 -	1:24.274	<b>41.970</b>	<b>2:06.244 (1)</b>	<b>84.66</b>		<b>09:27:46.654</b>
3 -	1:23.752	44.054	2:07.806	83.62	1.562	09:29:54.460
4 -	1:24.338	42.939	2:07.277 (2)	83.97	1.033	09:32:01.737
5 -	1:25.164	42.774	2:07.938	83.54	1.694	09:34:09.675
6 -	<b>1:23.637</b>	44.085	2:07.722	83.68	1.478	09:36:17.397
7 -	1:25.161	42.485	2:07.646 (3)	83.73	1.402	09:38:25.043

P17 115 600 Brian MAHER			Yamaha R6 -			
IDEAL LAP TIME : 2:06.210			BEST LAP TIME : 2:06.265		DIFFERENCE : 0.055	
LAP	SECTOR 1	SECTOR 2	LAP TIME	MPH	DIFF	TIME OF DAY
1 -		43.622	2:55.899	60.76	49.634	09:25:41.291
2 -	1:25.423	42.799	2:08.222	83.35	1.957	09:27:49.513
3 -	1:25.003	43.012	2:08.015	83.49	1.750	09:29:57.528
4 -	1:24.994	42.926	2:07.920	83.55	1.655	09:32:05.448
5 -	1:24.538	<b>42.748</b>	2:07.286 (2)	83.96	1.021	09:34:12.734
6 -	1:24.781	42.885	2:07.666 (3)	83.71	1.401	09:36:20.400
7 -	<b>1:23.462</b>	42.803	<b>2:06.265 (1)</b>	<b>84.64</b>		<b>09:38:26.665</b>

P18 81 600 Dan HARTLE			Triumph DAYTONA 675 - #Teamrace			
IDEAL LAP TIME : 2:06.748			BEST LAP TIME : 2:06.748		DIFFERENCE : 0.000	
LAP	SECTOR 1	SECTOR 2	LAP TIME	MPH	DIFF	TIME OF DAY
1 -		43.938	2:57.523	60.20	50.775	09:25:42.915
2 -	1:25.642	42.843	2:08.485	83.18	1.737	09:27:51.400
3 -	1:25.477	42.645	2:08.122	83.42	1.374	09:29:59.522
4 -	1:24.815	42.880	2:07.695	83.70	0.947	09:32:07.217
5 -	1:24.670	42.668	2:07.338 (3)	83.93	0.590	09:34:14.555
6 -	<b>1:24.425</b>	<b>42.323</b>	<b>2:06.748 (1)</b>	<b>84.32</b>		<b>09:36:21.303</b>
7 -	1:24.464	42.639	2:07.103 (2)	84.08	0.355	09:38:28.406

P19 825 600 Cody OWENS			Suzuki GSXR 600 - Crippling debt			
IDEAL LAP TIME : 2:09.465			BEST LAP TIME : 2:09.520		DIFFERENCE : 0.055	
LAP	SECTOR 1	SECTOR 2	LAP TIME	MPH	DIFF	TIME OF DAY
1 -		44.237	2:57.764	60.12	48.244	09:25:43.156
2 -	1:26.246	<b>43.274</b>	<b>2:09.520 (1)</b>	<b>82.52</b>		<b>09:27:52.676</b>
3 -	<b>1:26.191</b>	43.527	2:09.718 (2)	82.39	0.198	09:30:02.394
4 -	1:26.251	43.874	2:10.125 (3)	82.13	0.605	09:32:12.519
5 -	1:26.985	44.571	2:11.556	81.24	2.036	09:34:24.075
6 -	1:26.492	44.094	2:10.586	81.84	1.066	09:36:34.661
7 -	1:26.549	43.597	2:10.146	82.12	0.626	09:38:44.807

P20 29 600 Adrian FALINSKI			Kawasaki ZX6R -			
IDEAL LAP TIME : 2:10.621			BEST LAP TIME : 2:10.975		DIFFERENCE : 0.354	
LAP	SECTOR 1	SECTOR 2	LAP TIME	MPH	DIFF	TIME OF DAY
1 -		44.991	3:01.308	58.94	50.333	09:25:46.700
2 -	1:28.099	44.645	2:12.744	80.51	1.769	09:27:59.444
3 -	1:28.284	44.652	2:12.936	80.40	1.961	09:30:12.380
4 -	1:27.947	<b>43.972</b>	2:11.919 (2)	81.02	0.944	09:32:24.299
5 -	1:27.823	44.319	2:12.142 (3)	80.88	1.167	09:34:36.441
6 -	1:27.758	44.878	2:12.636	80.58	1.661	09:36:49.077
7 -	<b>1:26.649</b>	44.326	<b>2:10.975 (1)</b>	<b>81.60</b>		<b>09:39:00.052</b>

# BMCRC - MRO Championships 2023 - Rnd 7 @ Snetterton

## L&W Contractors BMCRC Rookie 600 & Rookie 1000

### RACE 1 - SECTOR ANALYSIS



SECTOR 1 = FL to I1, SECTOR 2 = I1 to FL, DIFF = Difference To Personal Best Lap, P = Crossed Finish Line in Pit Lane, D = Time Disallowed

P21 49 600		Tony PEACE		Kawasaki ZX6R - Green Boilers and Heating		
IDEAL LAP TIME : 2:11.179		BEST LAP TIME : 2:11.864		DIFFERENCE : 0.685		
LAP	SECTOR 1	SECTOR 2	LAP TIME	MPH	DIFF	TIME OF DAY
1 -		45.267	3:01.589	58.85	49.725	09:25:46.981
2 -	1:27.952	44.770	2:12.722	80.52	0.858	09:27:59.703
3 -	1:28.512	44.630	2:13.142	80.27	1.278	09:30:12.845
4 -	1:27.693	44.564	2:12.257 (3)	80.81	0.393	09:32:25.102
5 -	1:27.824	44.398	2:12.222 (2)	80.83	0.358	09:34:37.324
6 -	<b>1:27.005</b>	45.256	2:12.261	80.81	0.397	09:36:49.585
7 -	1:27.690	<b>44.174</b>	<b>2:11.864 (1)</b>	<b>81.05</b>		<b>09:39:01.449</b>

P22 124 600		Mark STRUTT		Yamaha R6 - MPS Developments LTD		
IDEAL LAP TIME : 2:11.267		BEST LAP TIME : 2:11.359		DIFFERENCE : 0.092		
LAP	SECTOR 1	SECTOR 2	LAP TIME	MPH	DIFF	TIME OF DAY
1 -		45.001	2:59.106	59.67	47.747	09:25:44.498
2 -	<b>1:26.366</b>	44.993	<b>2:11.359 (1)</b>	<b>81.36</b>		<b>09:27:55.857</b>
3 -	1:27.129	45.598	2:12.727 (2)	80.52	1.368	09:30:08.584
4 -	1:28.002	45.121	2:13.123 (3)	80.28	1.764	09:32:21.707
5 -	1:28.354	<b>44.901</b>	2:13.255	80.20	1.896	09:34:34.962
6 -	1:28.492	54.706	2:23.198	74.63	11.839	09:36:58.160

P23 201 600		Ian KIRKBY		Yamaha YZF R6 -		
IDEAL LAP TIME : 2:10.906		BEST LAP TIME : 2:10.906		DIFFERENCE : 0.000		
LAP	SECTOR 1	SECTOR 2	LAP TIME	MPH	DIFF	TIME OF DAY
1 -		47.328	3:07.891	56.88	56.985	09:25:53.283
2 -	1:31.594	45.570	2:17.164	77.92	6.258	09:28:10.447
3 -	1:31.077	45.430	2:16.507	78.29	5.601	09:30:26.954
4 -	1:30.025	45.350	2:15.375 (3)	78.95	4.469	09:32:42.329
5 -	1:28.633	44.977	2:13.610 (2)	79.99	2.704	09:34:55.939
6 -	<b>1:26.200</b>	<b>44.706</b>	<b>2:10.906 (1)</b>	<b>81.64</b>		<b>09:37:06.845</b>

P24 127 600		Rhys QUANTRALL		Kawasaki ZX6R -		
IDEAL LAP TIME : 2:10.056		BEST LAP TIME : 2:10.056		DIFFERENCE : 0.000		
LAP	SECTOR 1	SECTOR 2	LAP TIME	MPH	DIFF	TIME OF DAY
1 -		47.453	3:07.640	56.96	57.584	09:25:53.032
2 -	1:31.412	45.787	2:17.199	77.90	7.143	09:28:10.231
3 -	1:30.708	45.524	2:16.232	78.45	6.176	09:30:26.463
4 -	1:30.215	45.388	2:15.603 (3)	78.81	5.547	09:32:42.066
5 -	1:29.452	45.470	2:14.922 (2)	79.21	4.866	09:34:56.988
6 -	<b>1:26.055</b>	<b>44.001</b>	<b>2:10.056 (1)</b>	<b>82.18</b>		<b>09:37:07.044</b>

P25 395 600		William NICHOLLS		Yamaha R6 - Will Nicholls Farriery		
IDEAL LAP TIME : 2:34.451		BEST LAP TIME : 2:34.451		DIFFERENCE : 0.000		
LAP	SECTOR 1	SECTOR 2	LAP TIME	MPH	DIFF	TIME OF DAY
1 -		53.456	3:24.735	52.20	50.284	09:26:10.127
2 -	1:45.814	54.577	2:40.391	66.63	5.940	09:28:50.518
3 -	1:44.969	52.763	2:37.732	67.76	3.281	09:31:28.250
4 -	1:42.748	53.278	2:36.026 (2)	68.50	1.575	09:34:04.276
5 -	1:43.226	53.055	2:36.281 (3)	68.39	1.830	09:36:40.557
6 -	<b>1:42.157</b>	<b>52.294</b>	<b>2:34.451 (1)</b>	<b>69.20</b>		<b>09:39:15.008</b>

P26 916 600		Adam FREWIN		Yamaha R6 - Dickens cider		
IDEAL LAP TIME : 2:21.538		BEST LAP TIME : 2:22.198		DIFFERENCE : 0.660		
LAP	SECTOR 1	SECTOR 2	LAP TIME	MPH	DIFF	TIME OF DAY
1 -		<b>47.878</b>	3:09.732	56.33	47.534	09:25:55.124
2 -	<b>1:33.660</b>	48.538	<b>2:22.198 (1)</b>	<b>75.16</b>		<b>09:28:17.322</b>
3 -	1:35.348	48.390	2:23.738 (2)	74.35	1.540	09:30:41.060
4 -	1:34.936	49.233	2:24.169 (3)	74.13	1.971	09:33:05.229

# BMCRC - MRO Championships 2023 - Rnd 7 @ Snetterton

## L&W Contractors BMCRC Rookie 600 & Rookie 1000

### RACE 1 - BEST SECTORS

SECTOR 1			SECTOR 2			IDEAL / BEST COMPARISON						
POS	NO	NAME	TIME	NO	NAME	TIME	POS	NO	NAME	IDEAL	BEST	DIFF
									<b>PERFECT LAP</b>	<b>1:58.697</b>		
1	100	CRANSTONE	1:18.763	100	CRANSTONE	39.934	1	100	CRANSTONE	1:58.697	1:58.697	0.000
2	87	THOMPSON	1:19.411	87	THOMPSON	40.161	2	87	THOMPSON	1:59.572	1:59.784	0.212
3	149	WILKINS	1:21.857	187	DERMOTT	41.095	3	149	WILKINS	2:02.990	2:02.990	0.000
4	187	DERMOTT	1:21.983	149	WILKINS	41.133	4	187	DERMOTT	2:03.078	2:03.188	0.110
5	24	MANLEY	1:22.027	123	VINCER	41.196	5	24	MANLEY	2:03.242	2:03.411	0.169
6	28	WALKER	1:22.071	24	MANLEY	41.215	6	123	VINCER	2:03.592	2:03.694	0.102
7	123	VINCER	1:22.396	36	MORGAN	41.522	7	28	WALKER	2:03.980	2:04.710	0.730
8	320	HOPKINS	1:22.583	320	HOPKINS	41.627	8	320	HOPKINS	2:04.210	2:04.476	0.266
9	4	BEDWELL	1:23.195	28	WALKER	41.909	9	36	MORGAN	2:04.843	2:04.843	0.000
10	36	MORGAN	1:23.321	65	MONTINI	41.970	10	65	MONTINI	2:05.607	2:06.244	0.637
11	115	MAHER	1:23.462	23	PAES	42.012	11	4	BEDWELL	2:05.663	2:06.648	0.985
12	65	MONTINI	1:23.637	14	YIANNI	42.070	12	23	PAES	2:05.710	2:05.875	0.165
13	23	PAES	1:23.698	128	HOWDLE	42.073	13	14	YIANNI	2:05.869	2:05.869	0.000
14	116	ALLAN	1:23.761	116	ALLAN	42.171	14	116	ALLAN	2:05.932	2:06.651	0.719
15	14	YIANNI	1:23.799	81	HARTLE	42.323	15	115	MAHER	2:06.210	2:06.265	0.055
16	128	HOWDLE	1:24.345	4	BEDWELL	42.468	16	128	HOWDLE	2:06.418	2:06.696	0.278
17	81	HARTLE	1:24.425	191	DAVEY	42.728	17	81	HARTLE	2:06.748	2:06.748	0.000
18	191	DAVEY	1:25.971	115	MAHER	42.748	18	191	DAVEY	2:08.699	2:09.307	0.608
19	127	QUANTRALL	1:26.055	825	OWENS	43.274	19	825	OWENS	2:09.465	2:09.520	0.055
20	825	OWENS	1:26.191	29	FALINSKI	43.972	20	127	QUANTRALL	2:10.056	2:10.056	0.000
21	201	KIRKBY	1:26.200	127	QUANTRALL	44.001	21	29	FALINSKI	2:10.621	2:10.975	0.354
22	124	STRUTT	1:26.366	49	PEACE	44.174	22	201	KIRKBY	2:10.906	2:10.906	0.000
23	29	FALINSKI	1:26.649	201	KIRKBY	44.706	23	49	PEACE	2:11.179	2:11.864	0.685
24	49	PEACE	1:27.005	124	STRUTT	44.901	24	124	STRUTT	2:11.267	2:11.359	0.092
25	916	FREWIN	1:33.660	916	FREWIN	47.878	25	916	FREWIN	2:21.538	2:22.198	0.660
26	395	NICHOLLS	1:42.157	395	NICHOLLS	52.294	26	395	NICHOLLS	2:34.451	2:34.451	0.000

# BMCRC - MRO Championships 2023 - Rnd 7 @ Snetterton

## L&W Contractors BMCRC Rookie 600 & Rookie 1000

### RACE 1 - STATISTICS

<b>Competitors Started</b>	26
<b>Planned Start</b>	2023-09-03 @ 09:20:00.000
<b>Actual Start</b>	2023-09-03 @ 09:22:45.391
<b>Finish Time</b>	2023-09-03 @ 09:36:52.556
<b>Track Length</b>	2.9689mi.
<b>Total Laps</b>	175
<b>Total Distance Covered</b>	519.5595mi.

### Session Fastest Lap History

NO	CL	NAME	LAP TIME	TIME OF DAY	LAP	VEHICLE
100	1000	Sam CRANSTONE	2:00.169	09:26:51.133	2	Bmw S1000RR
87	1000	Karl THOMPSON	2:00.048	09:26:51.453	2	Yamaha R1
87	1000	Karl THOMPSON	1:59.946	09:28:51.399	3	Yamaha R1
100	1000	Sam CRANSTONE	1:58.697	09:36:52.572	7	Bmw S1000RR

### Session Leader History

NO	CL	NAME	FROM LAP	LAPS LED	DISTANCE	VEHICLE
100	1000	Sam CRANSTONE	1	3	8.90 miles	Bmw S1000RR
87	1000	Karl THOMPSON	4	3	8.90 miles	Yamaha R1
100	1000	Sam CRANSTONE	7	1	2.96 miles	Bmw S1000RR

### Flag History

TYPE	TIME OF DAY
GREEN	09:22:45.391
FINISH	09:36:52.556

### Flag Statistics

TYPE	COUNT	TOTAL LAPS	TOTAL TIME
Green	1	7	16:37.005
Red	0	0	0.000
Safety Car	0	0	0.000
FCY	0	0	0.000

# BMCRC - MRO Championships 2023 - Rnd 7 @ Snetterton

## L&W Contractors BMCRC Rookie 600 & Rookie 1000

### RACE 1 - STATISTICS

CLASS : 1000

10 Starters

#### Fastest Lap History

NO	NAME	LAP TIME	TIME OF DAY	LAP	VEHICLE
100	Sam CRANSTONE	<b>2:00.169</b>	09:26:51.133	2	Bmw S1000RR
87	Karl THOMPSON	<b>2:00.048</b>	09:26:51.453	2	Yamaha R1
87	Karl THOMPSON	<b>1:59.946</b>	09:28:51.399	3	Yamaha R1
100	Sam CRANSTONE	<b>1:58.697</b>	09:36:52.572	7	Bmw S1000RR

#### Leader History

NO	NAME	FROM LAP	LAPS LED	DISTANCE	VEHICLE
100	Sam CRANSTONE	1	3	8.90 miles	Bmw S1000RR
87	Karl THOMPSON	4	3	8.90 miles	Yamaha R1
100	Sam CRANSTONE	7	1	2.96 miles	Bmw S1000RR

# BMCRC - MRO Championships 2023 - Rnd 7 @ Snetterton

## L&W Contractors BMCRC Rookie 600 & Rookie 1000

### RACE 1 - STATISTICS

**CLASS : 600**

16 Starters

#### Fastest Lap History

NO	NAME	LAP TIME	TIME OF DAY	LAP	VEHICLE
24	Callum MANLEY	<b>2:04.443</b>	09:27:39.839	2	Honda CBR600 RR
24	Callum MANLEY	<b>2:03.427</b>	09:29:43.265	3	Honda CBR600 RR
24	Callum MANLEY	<b>2:03.411</b>	09:31:46.677	4	Honda CBR600 RR

#### Leader History

NO	NAME	FROM LAP	LAPS LED	DISTANCE	VEHICLE
24	Callum MANLEY	1	7	20.78 miles	Honda CBR600 RR

# BMCRC - MRO Championships 2023 - Rnd 7 @ Snetterton

## L&W Contractors BMCRC Rookie 600 & Rookie 1000

### RACE 12 - GRID (6 Laps)



CONTRACTORS LTD

ROW 11	33	89	Marco STRILLOZZI	32	21	Toby FINNIS	31	395	William NICHOLLS	2:34.451
ROW 10	30	916	Adam FREWIN	29	49	Tony PEACE	28	124	Mark STRUTT	2:22.198 2:11.864 2:11.359
ROW 9	27	29	Adrian FALINSKI	26	201	Ian KIRKBY	25	127	Rhys QUANTRALL	2:10.975 2:10.906 2:10.056
ROW 8	24	825	Cody OWENS	23	81	Dan HARTLE	22	116	Jack ALLAN	2:09.520 2:06.748 2:06.651
ROW 7	21	4	Kallum BEDWELL	20	115	Brian MAHER	19	65	Frank MONTINI	2:06.648 2:06.265 2:06.244
ROW 6	18	28	Tom WALKER	17	320	Will HOPKINS	16	24	Callum MANLEY	2:04.710 2:04.476 2:03.411
ROW 5	15			14			13			
ROW 4	12			11			10	191	Maurice DAVEY	2:09.307
ROW 3	9	128	Paul HOWDLE	8	23	Jason PAES	7	14	Alex YIANNI	2:06.696 2:05.875 2:05.869
ROW 2	6	36	Alan MORGAN	5	123	James VINCER	4	187	Scott DERMOTT	2:04.843 2:03.694 2:03.188
ROW 1	3	149	David WILKINS	2	87	Karl THOMPSON	1	100	Sam CRANSTONE	2:02.990 1:59.784 1:58.697
<b>Pole</b>										

Snetterton 300: 2.9689 miles

These results are provisional until the conclusion of any judicial and technical matters.

Clerk Of Course :	Stewards :	Timekeeper : <i>Craig Smith</i>
-------------------	------------	------------------------------------

Results can be found at [www.tsl-timing.com](http://www.tsl-timing.com)

Printed - 09:43 Sunday, 03 September 2023



# BMCRC - MRO Championships 2023 - Rnd 7 @ Snetterton

## L&W Contractors BMCRC Rookie 600 & Rookie 1000

### RACE 12 - CLASSIFICATION



CONTRACTORS LTD

POS	NO	CL	PIC NAME	ENTRY	LAPS	TIME	GAP	DIFF	MPH	BEST	ON
1	87	1000	1 Karl THOMPSON	Yamaha R1 - #Teamrace	5	10:06.413			88.12	1:59.773	2
2	100	1000	2 Sam CRANSTONE	Bmw S1000RR - Fortis racing	5	10:21.117	14.704	14.704	86.03	1:59.751	2
3	149	1000	3 David WILKINS	Yamaha R1 - TwoClicksOut Racing	5	10:22.082	15.669	0.965	85.90	2:01.564	5
4	187	1000	4 Scott DERMOTT	Yamaha R1 - TwoClicksOut Racing	5	10:22.548	16.135	0.466	85.84	2:02.206	5
5	123	1000	5 James VINCER	Kawasaki ZX 10 - A W RACING LTD	5	10:32.359	25.946	9.811	84.50	2:04.907	5
6	36	1000	6 Alan MORGAN	Suzuki GSXR 1000 - Little Duck Racing	5	10:33.546	27.133	1.187	84.35	2:05.031	3
7	14	1000	7 Alex YIANNI	BMW S1000 RR - Airpack 2000 Racing	5	10:42.392	35.979	8.846	83.18	2:06.627	5
8	128	1000	8 Paul HOWDLE	Kawasaki ZX10R -	5	10:43.915	37.502	1.523	82.99	2:06.824	2
9	23	1000	9 Jason PAES	Aprilia RSV4 - J&R Electrical Ltd	5	10:44.121	37.708	0.206	82.96	2:06.478	5
10	191	1000	10 Maurice DAVEY	Suzuki GSXR 1000 - M D racing	5	10:44.549	38.136	0.428	82.91	2:07.265	5
11	24	600	1 Callum MANLEY	Honda CBR600 RR - Bec's Sweets	5	10:57.735	51.322	13.186	81.24	2:03.466	4
12	28	600	2 Tom WALKER	Honda CBR600RR - TRW Racing	5	11:04.131	57.718	6.396	80.46	2:04.469	3
13	320	600	3 Will HOPKINS	Kawasaki ZX6R - WH RACING	5	11:06.282	59.869	2.151	80.20	2:04.680	5
14	116	600	4 Jack ALLAN	Kawasaki ZX6R - Blackwidow exhausts	5	11:06.555	1:00.142	0.273	80.17	2:04.691	5
15	65	600	5 Frank MONTINI	Triumph DAYTONA 675R - Sara Johnson	5	11:06.760	1:00.347	0.205	80.14	2:05.223	2
16	115	600	6 Brian MAHER	Yamaha R6 -	5	11:18.537	1:12.124	11.777	78.75	2:06.576	4
17	81	600	7 Dan HARTLE	Triumph DAYTONA 675 - #Teamrace	5	11:24.605	1:18.192	6.068	78.06	2:07.685	2
18	825	600	8 Cody OWENS	Suzuki GSXR 600 - Crippling debt	5	11:36.542	1:30.129	11.937	76.72	2:10.032	5
19	29	600	9 Adrian FALINSKI	Kawasaki ZX6R -	5	11:39.722	1:33.309	3.180	76.37	2:11.249	5
20	201	600	10 Ian KIRKBY	Yamaha YZF R6 -	5	11:44.480	1:38.067	4.758	75.85	2:11.811	5
21	49	600	11 Tony PEACE	Kawasaki ZX6R - Green Boilers and Heating	5	11:44.595	1:38.182	0.115	75.84	2:12.296	4
22	395	600	12 William NICHOLLS	Yamaha R6 - Will Nicholls Farriery	4	10:59.321	1 Lap	1 Lap	64.84	2:33.193	4

#### FASTEST LAP

100	1000	Sam CRANSTONE	Bmw S1000RR - Fortis racing	2	1:59.751	89.25 mph	143.63 kph
24	600	Callum MANLEY	Honda CBR600 RR - Bec's Sweets	4	2:03.466	86.56 mph	139.31 kph

Class 1000 - 92.5% of Race Speed = 81.51 mph

Class 600 - 92.5% of Race Speed = 75.14 mph

Weather / Track : Sunny / Dry

These results are provisional until the conclusion of any judicial and technical matters.

Race Distance: 5 Laps / 14.84 miles

Snetterton 300: 2.9689 miles

Date: 03/09/2023 Start: 14:20 Finish: 14:30

Clerk Of Course :	Stewards :	Timekeeper : <i>Craig Smith</i>
-------------------	------------	------------------------------------

Results can be found at [www.tsl-timing.com](http://www.tsl-timing.com)

Printed - 14:32 Sunday, 03 September 2023





# BMCRC - MRO Championships 2023 - Rnd 7 @ Snetterton

## L&W Contractors BMCRC Rookie 600 & Rookie 1000

### RACE 12 - LAP CHART

LAP 1 @ 14:22:07.895			LAP 2 @ 14:24:07.646			LAP 3 @ 14:26:07.962			LAP 4 @ 14:28:08.357			LAP 5 @ 14:30:08.526		
NO	BEHIND	LAP TIME	NO	BEHIND	LAP TIME	NO	BEHIND	LAP TIME	NO	BEHIND	LAP TIME	NO	BEHIND	LAP TIME
<b>100</b>		2:05.782	<b>100</b>		1:59.751	<b>100</b>		2:00.316	<b>87</b>		2:00.069	<b>87</b>		2:00.169
<b>87</b>	0.372	2:06.154	<b>87</b>	0.394	1:59.773	<b>87</b>	0.326	2:00.248	<b>100</b>	0.895	2:01.290	<b>100</b>	14.704	2:13.978
<b>149</b>	3.363	2:09.145	<b>149</b>	8.186	2:04.574	<b>149</b>	10.985	2:03.115	<b>187</b>	14.098	2:03.082	<b>149</b>	15.669	2:01.564
<b>187</b>	3.611	2:09.393	<b>187</b>	8.597	2:04.737	<b>187</b>	11.411	2:03.130	<b>149</b>	14.274	2:03.684	<b>187</b>	16.135	2:02.206
<b>123</b>	5.825	2:11.607	<b>123</b>	11.326	2:05.252	<b>123</b>	16.019	2:05.009	<b>395</b>	1 Lap	2:34.661	<b>123</b>	25.946	2:04.907
<b>36</b>	6.037	2:11.819	<b>36</b>	11.772	2:05.486	<b>36</b>	16.487	2:05.031	<b>123</b>	21.208	2:05.584	<b>36</b>	27.133	2:05.369
<b>14</b>	7.624	2:13.406	<b>14</b>	15.743	2:07.870	<b>14</b>	22.323	2:06.896	<b>36</b>	21.933	2:05.841	<b>14</b>	35.979	2:06.627
<b>191</b>	8.690	2:14.472	<b>128</b>	16.127	2:06.824	<b>128</b>	23.406	2:07.595	<b>14</b>	29.521	2:07.593	<b>128</b>	37.502	2:07.009
<b>128</b>	9.054	2:14.836	<b>191</b>	16.796	2:07.857	<b>23</b>	23.628	2:06.800	<b>128</b>	30.662	2:07.651	<b>23</b>	37.708	2:06.478
<b>23</b>	9.499	2:15.281	<b>23</b>	17.144	2:07.396	<b>191</b>	23.913	2:07.433	<b>191</b>	31.040	2:07.522	<b>191</b>	38.136	2:07.265
<b>24</b>	35.871	2:41.653	<b>24</b>	40.303	2:04.183	<b>24</b>	43.935	2:03.948	<b>23</b>	31.399	2:08.166	<b>24</b>	51.322	2:04.485
<b>28</b>	37.854	2:43.636	<b>28</b>	42.582	2:04.479	<b>28</b>	46.735	2:04.469	<b>24</b>	47.006	2:03.466	<b>395</b>	1 Lap	2:33.193
<b>65</b>	39.213	2:44.995	<b>65</b>	44.685	2:05.223	<b>65</b>	49.922	2:05.553	<b>28</b>	51.907	2:05.567	<b>28</b>	57.718	2:05.980
<b>320</b>	39.555	2:45.337	<b>320</b>	45.236	2:05.432	<b>320</b>	50.843	2:05.923	<b>65</b>	54.773	2:05.246	<b>320</b>	59.869	2:04.680
<b>116</b>	40.148	2:45.930	<b>116</b>	45.791	2:05.394	<b>116</b>	51.156	2:05.681	<b>320</b>	55.358	2:04.910	<b>116</b>	1:00.142	2:04.691
<b>115</b>	41.436	2:47.218	<b>115</b>	49.277	2:07.592	<b>115</b>	56.219	2:07.258	<b>116</b>	55.620	2:04.859	<b>65</b>	1:00.347	2:05.743
<b>81</b>	41.956	2:47.738	<b>81</b>	49.890	2:07.685	<b>81</b>	58.106	2:08.532	<b>115</b>	1:02.400	2:06.576	<b>115</b>	1:12.124	2:09.893
<b>29</b>	45.898	2:51.680	<b>29</b>	58.528	2:12.381	<b>825</b>	1:10.143	2:11.816	<b>81</b>	1:07.253	2:09.542	<b>81</b>	1:18.192	2:11.108
<b>825</b>	45.965	2:51.747	<b>825</b>	58.643	2:12.429	<b>29</b>	1:10.171	2:11.959	<b>825</b>	1:20.266	2:10.518	<b>825</b>	1:30.129	2:10.032
<b>201</b>	47.725	2:53.507	<b>201</b>	1:01.461	2:13.487	<b>201</b>	1:13.733	2:12.588	<b>29</b>	1:22.229	2:12.453	<b>29</b>	1:33.309	2:11.249
<b>49</b>	48.247	2:54.029	<b>49</b>	1:01.680	2:13.184	<b>49</b>	1:14.093	2:12.729	<b>49</b>	1:25.994	2:12.296	<b>201</b>	1:38.067	2:11.811
<b>395</b>	1:08.818	3:14.600	<b>395</b>	1:45.934	2:36.867				<b>201</b>	1:26.425	2:13.087	<b>49</b>	1:38.182	2:12.357

# BMCR - MRO Championships 2023 - Rnd 7 @ Snetterton

## L&W Contractors BMCR Rookie 600 & Rookie 1000

### RACE 12 - POSITION CHART

No	Name	Lap Pos	Lap				
			1	2	3	4	5
100	CRANSTONE	1	100	100	100	87	87
87	THOMPSON	2	87	87	87	100	100
149	WILKINS	3	149	149	149	187	149
187	DERMOTT	4	187	187	187	149	187
123	VINCER	5	123	123	123	123	123
36	MORGAN	6	36	36	36	36	36
14	YIANNI	7	14	14	14	14	14
23	PAES	8	191	128	128	128	128
128	HOWDLE	9	128	191	23	191	23
191	DAVEY	10	23	23	191	23	191
24	MANLEY	11	24	24	24	24	24
320	HOPKINS	12	28	28	28	28	28
28	WALKER	13	65	65	65	65	320
65	MONTINI	14	320	320	320	320	116
115	MAHER	15	116	116	116	116	65
116	ALLAN	16	115	115	115	115	115
81	HARTLE	17	81	81	81	81	81
825	OWENS	18	29	29	825	825	825
201	KIRKBY	19	825	825	29	29	29
29	FALINSKI	20	201	201	201	49	201
49	PEACE	21	49	49	49	201	49
395	NICHOLLS	22	395	395	395	395	

# BMCRC - MRO Championships 2023 - Rnd 7 @ Snetterton

## L&W Contractors BMCRC Rookie 600 & Rookie 1000

### RACE 12 - SECTOR ANALYSIS



SECTOR 1 = FL to I1, SECTOR 2 = I1 to FL, DIFF = Difference To Personal Best Lap, P = Crossed Finish Line in Pit Lane, D = Time Disallowed

P1		87	1000	Karl THOMPSON	Yamaha R1 - #Teamrace						
IDEAL LAP TIME :		1:59.614		BEST LAP TIME :		1:59.773		DIFFERENCE :		0.159	
LAP	SECTOR 1	SECTOR 2		LAP TIME	MPH	DIFF	TIME OF DAY				
1 -		40.585		2:06.154	84.72	6.381	14:22:08.267				
2 -	1:19.563	<b>40.210</b>		<b>1:59.773 (1)</b>	<b>89.23</b>		<b>14:24:08.040</b>				
3 -	1:19.897	40.351		2:00.248	88.88	0.475	14:26:08.288				
4 -	<b>1:19.404</b>	40.665		2:00.069 (2)	89.01	0.296	14:28:08.357				
5 -	1:19.720	40.449		2:00.169 (3)	88.94	0.396	14:30:08.526				

P2		100	1000	Sam CRANSTONE	Bmw S1000RR - Fortis racing						
IDEAL LAP TIME :		1:59.751		BEST LAP TIME :		1:59.751		DIFFERENCE :		0.000	
LAP	SECTOR 1	SECTOR 2		LAP TIME	MPH	DIFF	TIME OF DAY				
1 -		40.405		2:05.782	84.97	6.031	14:22:07.895				
2 -	<b>1:19.715</b>	<b>40.036</b>		<b>1:59.751 (1)</b>	<b>89.25</b>		<b>14:24:07.646</b>				
3 -	1:20.043	40.273		2:00.316 (2)	88.83	0.565	14:26:07.962				
4 -	1:21.161	40.129		2:01.290 (3)	88.12	1.539	14:28:09.252				
5 -	1:25.440	48.538		2:13.978	79.77	14.227	14:30:23.230				

P3		149	1000	David WILKINS	Yamaha R1 - TwoClicksOut Racing						
IDEAL LAP TIME :		2:01.564		BEST LAP TIME :		2:01.564		DIFFERENCE :		0.000	
LAP	SECTOR 1	SECTOR 2		LAP TIME	MPH	DIFF	TIME OF DAY				
1 -		41.711		2:09.145	82.75	7.581	14:22:11.258				
2 -	1:22.844	41.730		2:04.574	85.79	3.010	14:24:15.832				
3 -	1:22.353	40.762		2:03.115 (2)	86.81	1.551	14:26:18.947				
4 -	1:21.735	41.949		2:03.684 (3)	86.41	2.120	14:28:22.631				
5 -	<b>1:21.056</b>	<b>40.508</b>		<b>2:01.564 (1)</b>	<b>87.92</b>		<b>14:30:24.195</b>				

P4		187	1000	Scott DERMOTT	Yamaha R1 - TwoClicksOut Racing						
IDEAL LAP TIME :		2:02.206		BEST LAP TIME :		2:02.206		DIFFERENCE :		0.000	
LAP	SECTOR 1	SECTOR 2		LAP TIME	MPH	DIFF	TIME OF DAY				
1 -		41.459		2:09.393	82.60	7.187	14:22:11.506				
2 -	1:22.784	41.953		2:04.737	85.68	2.531	14:24:16.243				
3 -	1:21.802	41.328		2:03.130 (3)	86.80	0.924	14:26:19.373				
4 -	1:21.744	41.338		2:03.082 (2)	86.83	0.876	14:28:22.455				
5 -	<b>1:21.702</b>	<b>40.504</b>		<b>2:02.206 (1)</b>	<b>87.45</b>		<b>14:30:24.661</b>				

P5		123	1000	James VINCER	Kawasaki ZX 10 - A W RACING LTD						
IDEAL LAP TIME :		2:04.252		BEST LAP TIME :		2:04.907		DIFFERENCE :		0.655	
LAP	SECTOR 1	SECTOR 2		LAP TIME	MPH	DIFF	TIME OF DAY				
1 -		41.805		2:11.607	81.21	6.700	14:22:13.720				
2 -	1:23.365	41.887		2:05.252 (3)	85.33	0.345	14:24:18.972				
3 -	1:23.172	41.837		2:05.009 (2)	85.49	0.102	14:26:23.981				
4 -	1:24.387	<b>41.197</b>		2:05.584	85.10	0.677	14:28:29.565				
5 -	<b>1:23.055</b>	41.852		<b>2:04.907 (1)</b>	<b>85.56</b>		<b>14:30:34.472</b>				

P6		36	1000	Alan MORGAN	Suzuki GSXR 1000 - Little Duck Racing						
IDEAL LAP TIME :		2:04.962		BEST LAP TIME :		2:05.031		DIFFERENCE :		0.069	
LAP	SECTOR 1	SECTOR 2		LAP TIME	MPH	DIFF	TIME OF DAY				
1 -		41.642		2:11.819	81.08	6.788	14:22:13.932				
2 -	1:23.717	41.769		2:05.486 (3)	85.17	0.455	14:24:19.418				
3 -	1:23.653	<b>41.378</b>		<b>2:05.031 (1)</b>	<b>85.48</b>		<b>14:26:24.449</b>				
4 -	1:24.221	41.620		2:05.841	84.93	0.810	14:28:30.290				
5 -	<b>1:23.584</b>	41.785		2:05.369 (2)	85.25	0.338	14:30:35.659				

# BMCRC - MRO Championships 2023 - Rnd 7 @ Snetterton

## L&W Contractors BMCRC Rookie 600 & Rookie 1000

### RACE 12 - SECTOR ANALYSIS



SECTOR 1 = FL to I1, SECTOR 2 = I1 to FL, DIFF = Difference To Personal Best Lap, P = Crossed Finish Line in Pit Lane, D = Time Disallowed

P7 14 1000 Alex YIANNI		BMW S1000 RR - Airpack 2000 Racing				
IDEAL LAP TIME : 2:06.447		BEST LAP TIME : 2:06.627		DIFFERENCE : 0.180		
LAP	SECTOR 1	SECTOR 2	LAP TIME	MPH	DIFF	TIME OF DAY
1 -		42.415	2:13.406	80.11	6.779	14:22:15.519
2 -	<b>1:24.504</b>	43.366	2:07.870	83.58	1.243	14:24:23.389
3 -	1:24.554	42.342	2:06.896 (2)	84.22	0.269	14:26:30.285
4 -	1:24.714	42.879	2:07.593 (3)	83.76	0.966	14:28:37.878
5 -	1:24.684	<b>41.943</b>	<b>2:06.627 (1)</b>	<b>84.40</b>		<b>14:30:44.505</b>

P8 128 1000 Paul HOWDLE		Kawasaki ZX10R -				
IDEAL LAP TIME : 2:06.070		BEST LAP TIME : 2:06.824		DIFFERENCE : 0.754		
LAP	SECTOR 1	SECTOR 2	LAP TIME	MPH	DIFF	TIME OF DAY
1 -		42.556	2:14.836	79.26	8.012	14:22:16.949
2 -	<b>1:24.072</b>	42.752	<b>2:06.824 (1)</b>	<b>84.27</b>		<b>14:24:23.773</b>
3 -	1:24.425	43.170	2:07.595 (3)	83.76	0.771	14:26:31.368
4 -	1:25.042	42.609	2:07.651	83.72	0.827	14:28:39.019
5 -	1:25.011	<b>41.998</b>	2:07.009 (2)	84.15	0.185	14:30:46.028

P9 23 1000 Jason PAES		Aprilia RSV4 - J&R Electrical Ltd				
IDEAL LAP TIME : 2:06.273		BEST LAP TIME : 2:06.478		DIFFERENCE : 0.205		
LAP	SECTOR 1	SECTOR 2	LAP TIME	MPH	DIFF	TIME OF DAY
1 -		42.479	2:15.281	79.00	8.803	14:22:17.394
2 -	1:24.954	42.442	2:07.396 (3)	83.89	0.918	14:24:24.790
3 -	<b>1:24.285</b>	42.515	2:06.800 (2)	84.29	0.322	14:26:31.590
4 -	1:25.147	43.019	2:08.166	83.39	1.688	14:28:39.756
5 -	1:24.490	<b>41.988</b>	<b>2:06.478 (1)</b>	<b>84.50</b>		<b>14:30:46.234</b>

P10 191 1000 Maurice DAVEY		Suzuki GSXR 1000 - M D racing				
IDEAL LAP TIME : 2:06.769		BEST LAP TIME : 2:07.265		DIFFERENCE : 0.496		
LAP	SECTOR 1	SECTOR 2	LAP TIME	MPH	DIFF	TIME OF DAY
1 -		42.555	2:14.472	79.48	7.207	14:22:16.585
2 -	1:25.234	42.623	2:07.857	83.59	0.592	14:24:24.442
3 -	1:25.293	42.140	2:07.433 (2)	83.87	0.168	14:26:31.875
4 -	<b>1:24.960</b>	42.562	2:07.522 (3)	83.81	0.257	14:28:39.397
5 -	1:25.456	<b>41.809</b>	<b>2:07.265 (1)</b>	<b>83.98</b>		<b>14:30:46.662</b>

P11 24 600 Callum MANLEY		Honda CBR600 RR - Bec's Sweets				
IDEAL LAP TIME : 2:03.466		BEST LAP TIME : 2:03.466		DIFFERENCE : 0.000		
LAP	SECTOR 1	SECTOR 2	LAP TIME	MPH	DIFF	TIME OF DAY
1 -		42.157	2:41.653	66.11	38.187	14:22:43.766
2 -	1:22.339	41.844	2:04.183 (3)	86.06	0.717	14:24:47.949
3 -	1:22.280	41.668	2:03.948 (2)	86.23	0.482	14:26:51.897
4 -	<b>1:22.213</b>	<b>41.253</b>	<b>2:03.466 (1)</b>	<b>86.56</b>		<b>14:28:55.363</b>
5 -	1:22.342	42.143	2:04.485	85.85	1.019	14:30:59.848

P12 28 600 Tom WALKER		Honda CBR600RR - TRW Racing				
IDEAL LAP TIME : 2:04.374		BEST LAP TIME : 2:04.469		DIFFERENCE : 0.095		
LAP	SECTOR 1	SECTOR 2	LAP TIME	MPH	DIFF	TIME OF DAY
1 -		42.105	2:43.636	65.31	39.167	14:22:45.749
2 -	<b>1:22.513</b>	41.966	2:04.479 (2)	85.86	0.010	14:24:50.228
3 -	1:22.608	<b>41.861</b>	<b>2:04.469 (1)</b>	<b>85.86</b>		<b>14:26:54.697</b>
4 -	1:23.051	42.516	2:05.567 (3)	85.11	1.098	14:29:00.264
5 -	1:23.139	42.841	2:05.980	84.83	1.511	14:31:06.244

# BMCRC - MRO Championships 2023 - Rnd 7 @ Snetterton

## L&W Contractors BMCRC Rookie 600 & Rookie 1000

### RACE 12 - SECTOR ANALYSIS



SECTOR 1 = FL to I1, SECTOR 2 = I1 to FL, DIFF = Difference To Personal Best Lap, P = Crossed Finish Line in Pit Lane, D = Time Disallowed

P13 320 600		Will HOPKINS		Kawasaki ZX6R - WH RACING		
IDEAL LAP TIME : 2:04.577		BEST LAP TIME : 2:04.680		DIFFERENCE : 0.103		
LAP	SECTOR 1	SECTOR 2	LAP TIME	MPH	DIFF	TIME OF DAY
1 -		43.119	2:45.337	64.64	40.657	14:22:47.450
2 -	1:23.172	42.260	2:05.432 (3)	85.21	0.752	14:24:52.882
3 -	1:23.511	42.412	2:05.923	84.87	1.243	14:26:58.805
4 -	1:22.890	<b>42.020</b>	2:04.910 (2)	85.56	0.230	14:29:03.715
5 -	<b>1:22.557</b>	42.123	<b>2:04.680 (1)</b>	<b>85.72</b>		<b>14:31:08.395</b>

P14 116 600		Jack ALLAN		Kawasaki ZX6R - Blackwidow exhausts		
IDEAL LAP TIME : 2:04.417		BEST LAP TIME : 2:04.691		DIFFERENCE : 0.274		
LAP	SECTOR 1	SECTOR 2	LAP TIME	MPH	DIFF	TIME OF DAY
1 -		42.225	2:45.930	64.41	41.239	14:22:48.043
2 -	1:23.827	41.567	2:05.394 (3)	85.23	0.703	14:24:53.437
3 -	1:23.357	42.324	2:05.681	85.04	0.990	14:26:59.118
4 -	<b>1:23.053</b>	41.806	2:04.859 (2)	85.60	0.168	14:29:03.977
5 -	1:23.327	<b>41.364</b>	<b>2:04.691 (1)</b>	<b>85.71</b>		<b>14:31:08.668</b>

P15 65 600		Frank MONTINI		Triumph DAYTONA 675R - Sara Johnson		
IDEAL LAP TIME : 2:05.072		BEST LAP TIME : 2:05.223		DIFFERENCE : 0.151		
LAP	SECTOR 1	SECTOR 2	LAP TIME	MPH	DIFF	TIME OF DAY
1 -		42.630	2:44.995	64.77	39.772	14:22:47.108
2 -	<b>1:23.246</b>	41.977	<b>2:05.223 (1)</b>	<b>85.35</b>		<b>14:24:52.331</b>
3 -	1:23.468	42.085	2:05.553 (3)	85.12	0.330	14:26:57.884
4 -	1:23.420	<b>41.826</b>	2:05.246 (2)	85.33	0.023	14:29:03.130
5 -	1:23.418	42.325	2:05.743	84.99	0.520	14:31:08.873

P16 115 600		Brian MAHER		Yamaha R6 -		
IDEAL LAP TIME : 2:06.374		BEST LAP TIME : 2:06.576		DIFFERENCE : 0.202		
LAP	SECTOR 1	SECTOR 2	LAP TIME	MPH	DIFF	TIME OF DAY
1 -		43.179	2:47.218	63.91	40.642	14:22:49.331
2 -	1:24.984	42.608	2:07.592 (3)	83.76	1.016	14:24:56.923
3 -	1:24.792	<b>42.466</b>	2:07.258 (2)	83.98	0.682	14:27:04.181
4 -	<b>1:23.908</b>	42.668	<b>2:06.576 (1)</b>	<b>84.44</b>		<b>14:29:10.757</b>
5 -	1:25.494	44.399	2:09.893	82.28	3.317	14:31:20.650

P17 81 600		Dan HARTLE		Triumph DAYTONA 675 - #Teamrace		
IDEAL LAP TIME : 2:07.685		BEST LAP TIME : 2:07.685		DIFFERENCE : 0.000		
LAP	SECTOR 1	SECTOR 2	LAP TIME	MPH	DIFF	TIME OF DAY
1 -		43.530	2:47.738	63.71	40.053	14:22:49.851
2 -	<b>1:25.027</b>	<b>42.658</b>	<b>2:07.685 (1)</b>	<b>83.70</b>		<b>14:24:57.536</b>
3 -	1:25.833	42.699	2:08.532 (2)	83.15	0.847	14:27:06.068
4 -	1:26.145	43.397	2:09.542 (3)	82.50	1.857	14:29:15.610
5 -	1:26.821	44.287	2:11.108	81.52	3.423	14:31:26.718

P18 825 600		Cody OWENS		Suzuki GSXR 600 - Crippling debt		
IDEAL LAP TIME : 2:10.032		BEST LAP TIME : 2:10.032		DIFFERENCE : 0.000		
LAP	SECTOR 1	SECTOR 2	LAP TIME	MPH	DIFF	TIME OF DAY
1 -		44.466	2:51.747	62.23	41.715	14:22:53.860
2 -	1:27.833	44.596	2:12.429	80.70	2.397	14:25:06.289
3 -	1:27.928	43.888	2:11.816 (3)	81.08	1.784	14:27:18.105
4 -	1:26.570	43.948	2:10.518 (2)	81.88	0.486	14:29:28.623
5 -	<b>1:26.399</b>	<b>43.633</b>	<b>2:10.032 (1)</b>	<b>82.19</b>		<b>14:31:38.655</b>

# BMCRC - MRO Championships 2023 - Rnd 7 @ Snetterton

## L&W Contractors BMCRC Rookie 600 & Rookie 1000

### RACE 12 - SECTOR ANALYSIS



SECTOR 1 = FL to I1, SECTOR 2 = I1 to FL, DIFF = Difference To Personal Best Lap, P = Crossed Finish Line in Pit Lane, D = Time Disallowed

P19 29 600		Adrian FALINSKI		Kawasaki ZX6R -		
IDEAL LAP TIME : 2:11.249		BEST LAP TIME : 2:11.249		DIFFERENCE : 0.000		
LAP	SECTOR 1	SECTOR 2	LAP TIME	MPH	DIFF	TIME OF DAY
1 -		44.713	2:51.680	62.25	40.431	14:22:53.793
2 -	1:27.745	44.636	2:12.381 (3)	80.73	1.132	14:25:06.174
3 -	1:27.765	44.194	2:11.959 (2)	80.99	0.710	14:27:18.133
4 -	1:28.474	43.979	2:12.453	80.69	1.204	14:29:30.586
5 -	<b>1:27.312</b>	<b>43.937</b>	<b>2:11.249 (1)</b>	<b>81.43</b>		<b>14:31:41.835</b>

P20 201 600		Ian KIRKBY		Yamaha YZF R6 -		
IDEAL LAP TIME : 2:11.809		BEST LAP TIME : 2:11.811		DIFFERENCE : 0.002		
LAP	SECTOR 1	SECTOR 2	LAP TIME	MPH	DIFF	TIME OF DAY
1 -		45.617	2:53.507	61.60	41.696	14:22:55.620
2 -	1:28.360	45.127	2:13.487	80.06	1.676	14:25:09.107
3 -	1:27.832	<b>44.756</b>	2:12.588 (2)	80.61	0.777	14:27:21.695
4 -	1:27.876	45.211	2:13.087 (3)	80.30	1.276	14:29:34.782
5 -	<b>1:27.053</b>	44.758	<b>2:11.811 (1)</b>	<b>81.08</b>		<b>14:31:46.593</b>

P21 49 600		Tony PEACE		Kawasaki ZX6R - Green Boilers and Heating		
IDEAL LAP TIME : 2:12.231		BEST LAP TIME : 2:12.296		DIFFERENCE : 0.065		
LAP	SECTOR 1	SECTOR 2	LAP TIME	MPH	DIFF	TIME OF DAY
1 -		45.886	2:54.029	61.41	41.733	14:22:56.142
2 -	1:28.028	45.156	2:13.184	80.25	0.888	14:25:09.326
3 -	1:27.723	45.006	2:12.729 (3)	80.52	0.433	14:27:22.055
4 -	1:27.300	<b>44.996</b>	<b>2:12.296 (1)</b>	<b>80.78</b>		<b>14:29:34.351</b>
5 -	<b>1:27.235</b>	45.122	2:12.357 (2)	80.75	0.061	14:31:46.708

P22 395 600		William NICHOLLS		Yamaha R6 - Will Nicholls Farriery		
IDEAL LAP TIME : 2:33.193		BEST LAP TIME : 2:33.193		DIFFERENCE : 0.000		
LAP	SECTOR 1	SECTOR 2	LAP TIME	MPH	DIFF	TIME OF DAY
1 -		53.325	3:14.600	54.92	41.407	14:23:16.713
2 -	1:43.076	53.791	2:36.867 (3)	68.13	3.674	14:25:53.580
3 -	1:42.316	52.345	2:34.661 (2)	69.10	1.468	14:28:28.241
4 -	<b>1:41.255</b>	<b>51.938</b>	<b>2:33.193 (1)</b>	<b>69.76</b>		<b>14:31:01.434</b>

# BMCRC - MRO Championships 2023 - Rnd 7 @ Snetterton

## L&W Contractors BMCRC Rookie 600 & Rookie 1000

### RACE 12 - BEST SECTORS

SECTOR 1			SECTOR 2			IDEAL / BEST COMPARISON						
POS	NO	NAME	TIME	NO	NAME	TIME	POS	NO	NAME	IDEAL	BEST	DIFF
									<b>PERFECT LAP</b>	<b>1:59.440</b>		
1	87	THOMPSON	1:19.404	100	CRANSTONE	40.036	1	87	THOMPSON	1:59.614	1:59.773	0.159
2	100	CRANSTONE	1:19.715	87	THOMPSON	40.210	2	100	CRANSTONE	1:59.751	1:59.751	0.000
3	149	WILKINS	1:21.056	187	DERMOTT	40.504	3	149	WILKINS	2:01.564	2:01.564	0.000
4	187	DERMOTT	1:21.702	149	WILKINS	40.508	4	187	DERMOTT	2:02.206	2:02.206	0.000
5	24	MANLEY	1:22.213	123	VINCER	41.197	5	24	MANLEY	2:03.466	2:03.466	0.000
6	28	WALKER	1:22.513	24	MANLEY	41.253	6	123	VINCER	2:04.252	2:04.907	0.655
7	320	HOPKINS	1:22.557	116	ALLAN	41.364	7	28	WALKER	2:04.374	2:04.469	0.095
8	116	ALLAN	1:23.053	36	MORGAN	41.378	8	116	ALLAN	2:04.417	2:04.691	0.274
9	123	VINCER	1:23.055	191	DAVEY	41.809	9	320	HOPKINS	2:04.577	2:04.680	0.103
10	65	MONTINI	1:23.246	65	MONTINI	41.826	10	36	MORGAN	2:04.962	2:05.031	0.069
11	36	MORGAN	1:23.584	28	WALKER	41.861	11	65	MONTINI	2:05.072	2:05.223	0.151
12	115	MAHER	1:23.908	14	YIANNI	41.943	12	128	HOWDLE	2:06.070	2:06.824	0.754
13	128	HOWDLE	1:24.072	23	PAES	41.988	13	23	PAES	2:06.273	2:06.478	0.205
14	23	PAES	1:24.285	128	HOWDLE	41.998	14	115	MAHER	2:06.374	2:06.576	0.202
15	14	YIANNI	1:24.504	320	HOPKINS	42.020	15	14	YIANNI	2:06.447	2:06.627	0.180
16	191	DAVEY	1:24.960	115	MAHER	42.466	16	191	DAVEY	2:06.769	2:07.265	0.496
17	81	HARTLE	1:25.027	81	HARTLE	42.658	17	81	HARTLE	2:07.685	2:07.685	0.000
18	825	OWENS	1:26.399	825	OWENS	43.633	18	825	OWENS	2:10.032	2:10.032	0.000
19	201	KIRKBY	1:27.053	29	FALINSKI	43.937	19	29	FALINSKI	2:11.249	2:11.249	0.000
20	49	PEACE	1:27.235	201	KIRKBY	44.756	20	201	KIRKBY	2:11.809	2:11.811	0.002
21	29	FALINSKI	1:27.312	49	PEACE	44.996	21	49	PEACE	2:12.231	2:12.296	0.065
22	395	NICHOLLS	1:41.255	395	NICHOLLS	51.938	22	395	NICHOLLS	2:33.193	2:33.193	0.000

# BMCRC - MRO Championships 2023 - Rnd 7 @ Snetterton

## L&W Contractors BMCRC Rookie 600 & Rookie 1000

### RACE 12 - STATISTICS

**Competitors Started** 22  
**Planned Start** 2023-09-03 @ 14:01:00.000  
**Actual Start** 2023-09-03 @ 14:20:02.112  
**Finish Time** 2023-09-03 @ 14:30:08.525  
**Track Length** 2.9689mi.  
**Total Laps** 109  
**Total Distance Covered** 323.6113mi.

#### Session Fastest Lap History

NO	CL	NAME	LAP TIME	TIME OF DAY	LAP	VEHICLE
100	1000	Sam CRANSTONE	1:59.751	14:24:07.662	2	Bmw S1000RR

#### Session Leader History

NO	CL	NAME	FROM LAP	LAPS LED	DISTANCE	VEHICLE
100	1000	Sam CRANSTONE	1	3	8.90 miles	Bmw S1000RR
87	1000	Karl THOMPSON	4	2	5.93 miles	Yamaha R1

#### Flag History

TYPE	TIME OF DAY
GREEN	14:20:02.112
FINISH	14:30:08.525

#### Flag Statistics

TYPE	COUNT	TOTAL LAPS	TOTAL TIME
Green	1	5	11:51.970
Red	0	0	0.000
Safety Car	0	0	0.000
FCY	0	0	0.000



# BMCRC - MRO Championships 2023 - Rnd 7 @ Snetterton

## L&W Contractors BMCRC Rookie 600 & Rookie 1000

### RACE 12 - STATISTICS

**CLASS : 1000**

10 Starters

#### Fastest Lap History

NO	NAME	LAP TIME	TIME OF DAY	LAP	VEHICLE
100	Sam CRANSTONE	1:59.751	14:24:07.662	2	Bmw S1000RR

#### Leader History

NO	NAME	FROM LAP	LAPS LED	DISTANCE	VEHICLE
100	Sam CRANSTONE	1	3	8.90 miles	Bmw S1000RR
87	Karl THOMPSON	4	2	5.93 miles	Yamaha R1

# BMCRC - MRO Championships 2023 - Rnd 7 @ Snetterton

## L&W Contractors BMCRC Rookie 600 & Rookie 1000

### RACE 12 - STATISTICS

**CLASS : 600**

12 Starters

#### Fastest Lap History

NO	NAME	LAP TIME	TIME OF DAY	LAP	VEHICLE
24	Callum MANLEY	<b>2:04.183</b>	14:24:47.948	2	Honda CBR600 RR
24	Callum MANLEY	<b>2:03.948</b>	14:26:51.897	3	Honda CBR600 RR
24	Callum MANLEY	<b>2:03.466</b>	14:28:55.362	4	Honda CBR600 RR

#### Leader History

NO	NAME	FROM LAP	LAPS LED	DISTANCE	VEHICLE
24	Callum MANLEY	1	5	14.84 miles	Honda CBR600 RR



# BMCRC F1 & F2 SIDECARS



BMCRC-MRO Championships - Round 7

Snetterton 300

2<sup>nd</sup> / 3<sup>rd</sup> September 2023



Timing & Results Provided by Timing Solutions Ltd

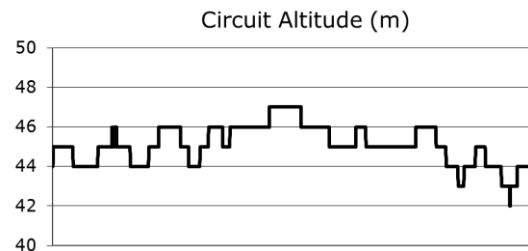
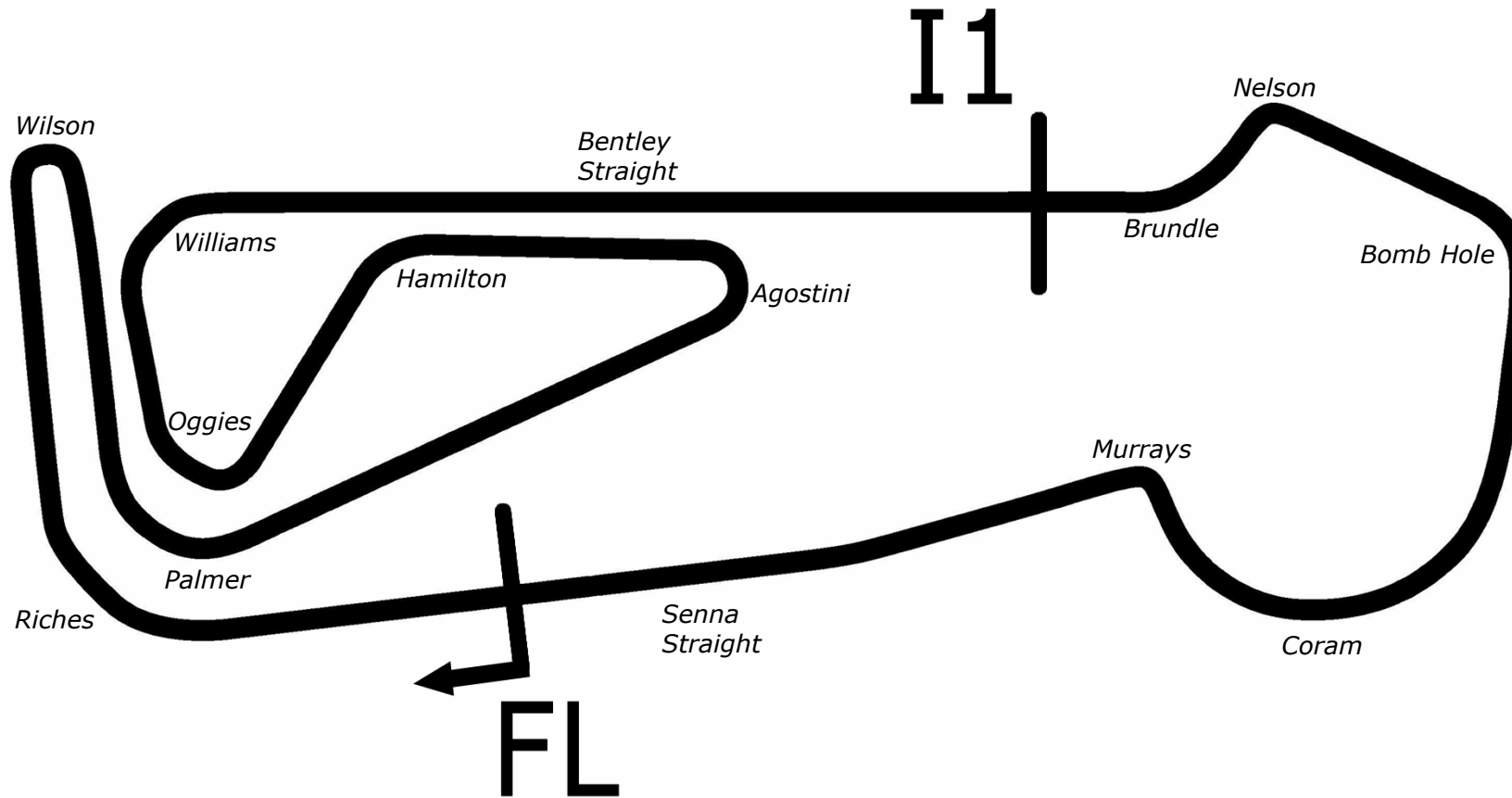
[www.tsl-timing.com](http://www.tsl-timing.com)

# Snetterton 300



SPORTS TIMING

TIMING SOLUTIONS LTD



Length	2.9689 miles	4778.0 m	
FL		52.46340 N	0.94476 E
I1	3198m	52.46617 N	0.94964 E
Pit Entry	4572m	52.46364 N	0.94774 E
Pit Exit	40m after FL	52.46338 N	0.94420 E
Pit Entry-Pit Exit	246m, 17.7s @50kph, 14.7s @60kph		

All results available at [www.tsl-timing.com](http://www.tsl-timing.com)

# BMCRC - MRO Championships 2023 - Rnd 7 @ Snetterton

## BMCRC-RKB F1 & F2 Sidecars

### QUALIFYING - CLASSIFICATION



POS	NO	CL	PIC NAME	ENTRY	TIME	ON	LAPS	GAP	DIFF	MPH
1	11	F1	1 GILBERT / HILDIGE	Ryde 1000 - West Ewell fencing	2:05.513	3	4			85.15
2	100	F1	2 R. STEVENS / W. STEVENS	Ryde Yamaha R6 -	2:06.326	4	4	0.813	0.813	84.60
3	25	F1	3 MACLAURIN / HOPE	Ars1 YAMAHA R6 - Amr	2:09.325	4	5	3.812	2.999	82.64
4	62	F1	4 WRIGHT / BAILEY	RYDE Yamaha - Stainless Steel Designs Ltd.	2:10.017	3	3	4.504	0.692	82.20
5	38	F1	5 MOSS / GEDDES	LCR YAMAHA - LifeSafety Motorsport - CharlieMossRa	2:12.634	4	5	7.121	2.617	80.58
6	65	F1	6 FAIERS / PLUCKROSE	Dean Ryde YAMAHA R6 - AWracing ltd	2:12.793	4	4	7.280	0.159	80.48
7	83	F2	1 BUCHANAN / EVANS	Lumley Kawasaki - Bull Inn Racing	2:13.814	5	5	8.301	1.021	79.87
8	7	F2	2 PEARSON / CHILD	LCR SUZUKI 600 - CLEANKILL PEST CONTROL	2:13.982	4	4	8.469	0.168	79.77
9	121*	F1	7 LAWRENCE / HUGHES	LCR YAMAHA - highfield transport, JHM autos	2:14.416	4	5	8.903	0.434	79.51
10	10	F1	8 WEBB / HOPE	LCR SUZUKI - N W Services	2:14.606	3	4	9.093	0.190	79.40
11	113	F2	3 HANDCOCK / BEVAN	Shelbourne F2 - r j contracting	2:14.861	4	5	9.348	0.255	79.25
12	21	F2	4 KING / SIGSWORTH	Lumley Ireson F2 - Townsend Motors	2:16.760	3	5	11.247	1.899	78.15
13	90	F2	5 PHILLIPS / EDWARDS	MRE F2 - The Green Dragon - Brigstock	2:32.513	2	4	27.000	15.753	70.07
14	46	F2	6 SAUNDERS / PYMM	LCR SUZUKI GSXR 600 - SDG Access	2:36.564	4	4	31.051	4.051	68.26
15	19	F1	9 MACBRIDE / RESTALL	LCR YAMAHA 600 - Lifesafety Motorsport	2:45.067	2	2	39.554	8.503	64.74
16	58	F2	7 L. EASTELL / M. EASTELL	Shelbourne Yamaha - Lee Eastell Engineering services			0			

No. 121 - Please fit a working transponder

Weather / Track : Cloudy / Dry

These results are provisional until the conclusion of any judicial and technical matters.

Snetterton 300: 2.9689 miles

Date: 02/09/2023 Start: 10:15 Finish: 10:25

Clerk Of Course :	Stewards :	Timekeeper : <i>Craig Smith</i>
-------------------	------------	------------------------------------

Results can be found at [www.tsl-timing.com](http://www.tsl-timing.com)

Printed - 10:28 Saturday, 02 September 2023



# BMCRC - MRO Championships 2023 - Rnd 7 @ Snetterton

## BMCRC-RKB F1 & F2 Sidecars

### QUALIFYING - SECTOR ANALYSIS



SECTOR 1 = FL to I1, SECTOR 2 = I1 to FL, DIFF = Difference To Personal Best Lap, P = Crossed Finish Line in Pit Lane, D = Time Disallowed

<b>P1</b>	<b>11 F1</b>	<b>GILBERT / HILDIGE</b>	Ryde 1000 - West Ewell fencing			
IDEAL LAP TIME : 2:04.811		BEST LAP TIME : 2:05.513		DIFFERENCE : 0.702		
LAP	SECTOR 1	SECTOR 2	LAP TIME	MPH	DIFF	TIME OF DAY
1 -	1:32.163	42.246	2:14.409	79.51	8.896	10:18:22.637
2 -	1:25.759	<b>41.015</b>	2:06.774 (3)	84.30	1.261	10:20:29.411
3 -	1:24.102	41.411	<b>2:05.513 (1)</b>	<b>85.15</b>		<b>10:22:34.924</b>
4 -	<b>1:23.796</b>	41.788	2:05.584 (2)	85.10	0.071	10:24:40.508
<b>P2</b>	<b>100 F1</b>	<b>R. STEVENS / W. STEVENS</b>	Ryde Yamaha R6 -			
IDEAL LAP TIME : 2:06.153		BEST LAP TIME : 2:06.326		DIFFERENCE : 0.173		
LAP	SECTOR 1	SECTOR 2	LAP TIME	MPH	DIFF	TIME OF DAY
1 -	1:30.117	42.640	2:12.757	80.50	6.431	10:18:13.596
2 -	1:25.278	42.045	2:07.323 (2)	83.94	0.997	10:20:20.919
3 -	<b>1:24.805</b>	42.858	2:07.663 (3)	83.72	1.337	10:22:28.582
4 -	1:24.978	<b>41.348</b>	<b>2:06.326 (1)</b>	<b>84.60</b>		<b>10:24:34.908</b>
<b>P3</b>	<b>25 F1</b>	<b>MACLAURIN / HOPE</b>	Ars1 YAMAHA R6 - Amr			
IDEAL LAP TIME : 2:09.203		BEST LAP TIME : 2:09.325		DIFFERENCE : 0.122		
LAP	SECTOR 1	SECTOR 2	LAP TIME	MPH	DIFF	TIME OF DAY
1 -	1:33.800	44.698	2:18.498	77.17	9.173	10:18:22.000
2 -	1:29.937	44.486	2:14.423	79.51	5.098	10:20:36.423
3 -	1:28.779	43.077	2:11.856 (2)	81.05	2.531	10:22:48.279
4 -	1:26.849	<b>42.476</b>	<b>2:09.325 (1)</b>	<b>82.64</b>		<b>10:24:57.604</b>
5 -	<b>1:26.727</b>	45.705	2:12.432 (3)	80.70	3.107	10:27:10.036
<b>P4</b>	<b>62 F1</b>	<b>WRIGHT / BAILEY</b>	RYDE Yamaha - Stainless Steel Designs Ltd.			
IDEAL LAP TIME : 2:10.017		BEST LAP TIME : 2:10.017		DIFFERENCE : 0.000		
LAP	SECTOR 1	SECTOR 2	LAP TIME	MPH	DIFF	TIME OF DAY
1 -	1:31.869	44.676	2:16.545 (3)	78.27	6.528	10:18:19.904
2 -	1:28.672	43.717	2:12.389 (2)	80.73	2.372	10:20:32.293
3 -	<b>1:27.626</b>	<b>42.391</b>	<b>2:10.017 (1)</b>	<b>82.20</b>		<b>10:22:42.310</b>
<b>P5</b>	<b>38 F1</b>	<b>MOSS / GEDDES</b>	LCR YAMAHA - LifeSafety Motorsport - CharlieMossRacing			
IDEAL LAP TIME : 2:12.443		BEST LAP TIME : 2:12.634		DIFFERENCE : 0.191		
LAP	SECTOR 1	SECTOR 2	LAP TIME	MPH	DIFF	TIME OF DAY
1 -	1:35.337	45.550	2:20.887	75.86	8.253	10:18:25.904
2 -	1:30.627	44.270	2:14.897 (3)	79.23	2.263	10:20:40.801
3 -	1:30.841	46.282	2:17.123	77.94	4.489	10:22:57.924
4 -	1:28.933	<b>43.701</b>	<b>2:12.634 (1)</b>	<b>80.58</b>		<b>10:25:10.558</b>
5 -	<b>1:28.742</b>	44.065	2:12.807 (2)	80.47	0.173	10:27:23.365
<b>P6</b>	<b>65 F1</b>	<b>FAIERS / PLUCKROSE</b>	Dean Ryde YAMAHA R6 - AW racing ltd			
IDEAL LAP TIME : 2:12.793		BEST LAP TIME : 2:12.793		DIFFERENCE : 0.000		
LAP	SECTOR 1	SECTOR 2	LAP TIME	MPH	DIFF	TIME OF DAY
1 -	1:33.540	46.016	2:19.556	76.58	6.763	10:18:21.418
2 -	1:30.281	44.569	2:14.850 (3)	79.25	2.057	10:20:36.268
3 -	1:29.351	44.632	2:13.983 (2)	79.77	1.190	10:22:50.251
4 -	<b>1:28.595</b>	<b>44.198</b>	<b>2:12.793 (1)</b>	<b>80.48</b>		<b>10:25:03.044</b>
<b>P7</b>	<b>83 F2</b>	<b>BUCHANAN / EVANS</b>	Lumley Kawasaki - Bull Inn Racing			
IDEAL LAP TIME : 2:13.338		BEST LAP TIME : 2:13.814		DIFFERENCE : 0.476		
LAP	SECTOR 1	SECTOR 2	LAP TIME	MPH	DIFF	TIME OF DAY
1 -	1:34.164	45.250	2:19.414	76.66	5.600	10:18:21.766
2 -	1:32.958	45.813	2:18.771	77.01	4.957	10:20:40.537
3 -	1:30.097	44.326	2:14.423 (3)	79.51	0.609	10:22:54.960
4 -	1:29.970	<b>44.014</b>	2:13.984 (2)	79.77	0.170	10:25:08.944
5 -	<b>1:29.324</b>	44.490	<b>2:13.814 (1)</b>	<b>79.87</b>		<b>10:27:22.758</b>

# BMCRC - MRO Championships 2023 - Rnd 7 @ Snetterton

## BMCRC-RKB F1 & F2 Sidecars

### QUALIFYING - SECTOR ANALYSIS



SECTOR 1 = FL to I1, SECTOR 2 = I1 to FL, DIFF = Difference To Personal Best Lap, P = Crossed Finish Line in Pit Lane, D = Time Disallowed

P8		7 F2		PEARSON / CHILD		LCR SUZUKI 600 - CLEANKILL PEST CONTROL	
IDEAL LAP TIME : 2:13.982		BEST LAP TIME : 2:13.982		DIFFERENCE : 0.000			
LAP	SECTOR 1	SECTOR 2	LAP TIME	MPH	DIFF	TIME OF DAY	
1 -	1:42.731	47.880	2:30.611	70.96	16.629	10:18:43.990	
2 -	1:32.224	48.788	2:21.012 (3)	75.79	7.030	10:21:05.002	
3 -	1:30.327	44.568	2:14.895 (2)	79.23	0.913	10:23:19.897	
4 -	<b>1:29.979</b>	<b>44.003</b>	<b>2:13.982 (1)</b>	<b>79.77</b>		<b>10:25:33.879</b>	

P9		121 F1		LAWRENCE / HUGHES		LCR YAMAHA - highfield transport, JHM autos	
IDEAL LAP TIME :		BEST LAP TIME : 2:14.416		DIFFERENCE :			
LAP	SECTOR 1	SECTOR 2	LAP TIME	MPH	DIFF	TIME OF DAY	
1 -			2:26.978	72.71	12.562	10:18:41.849	
2 -			2:19.720 (3)	76.49	5.304	10:21:01.569	
3 -			2:15.749 (2)	78.73	1.333	10:23:17.318	
4 -			<b>2:14.416 (1)</b>	<b>79.51</b>		<b>10:25:31.734</b>	
5 -			2:28.004	72.21	13.588	10:27:59.738	

P10		10 F1		WEBB / HOPE		LCR SUZUKI - N W Services	
IDEAL LAP TIME : 2:13.812		BEST LAP TIME : 2:14.606		DIFFERENCE : 0.794			
LAP	SECTOR 1	SECTOR 2	LAP TIME	MPH	DIFF	TIME OF DAY	
1 -	1:43.722	47.520	2:31.242	70.66	16.636	10:18:40.321	
2 -	1:34.501	46.030	2:20.531 (3)	76.05	5.925	10:21:00.852	
3 -	<b>1:29.716</b>	44.890	<b>2:14.606 (1)</b>	<b>79.40</b>		<b>10:23:15.458</b>	
4 -	1:31.273	<b>44.096</b>	2:15.369 (2)	78.95	0.763	10:25:30.827	

P11		113 F2		HANDCOCK / BEVAN		Shelbourne F2 - r j contracting	
IDEAL LAP TIME : 2:14.861		BEST LAP TIME : 2:14.861		DIFFERENCE : 0.000			
LAP	SECTOR 1	SECTOR 2	LAP TIME	MPH	DIFF	TIME OF DAY	
1 -	1:42.626	47.581	2:30.207	71.15	15.346	10:18:44.435	
2 -	1:32.214	46.479	2:18.693	77.06	3.832	10:21:03.128	
3 -	1:30.440	44.902	2:15.342 (2)	78.97	0.481	10:23:18.470	
4 -	<b>1:30.391</b>	<b>44.470</b>	<b>2:14.861 (1)</b>	<b>79.25</b>		<b>10:25:33.331</b>	
5 -	1:32.836	45.497	2:18.333 (3)	77.26	3.472	10:27:51.664	

P12		21 F2		KING / SIGSWORTH		Lumley Ireson F2 - Townsend Motors	
IDEAL LAP TIME : 2:16.760		BEST LAP TIME : 2:16.760		DIFFERENCE : 0.000			
LAP	SECTOR 1	SECTOR 2	LAP TIME	MPH	DIFF	TIME OF DAY	
1 -	1:41.239	47.520	2:28.759	71.84	11.999	10:18:44.572	
2 -	1:32.930	47.600	2:20.530 (3)	76.05	3.770	10:21:05.102	
3 -	<b>1:31.511</b>	<b>45.249</b>	<b>2:16.760 (1)</b>	<b>78.15</b>		<b>10:23:21.862</b>	
4 -	1:32.133	46.468	2:18.601 (2)	77.11	1.841	10:25:40.463	
5 -	1:36.022	46.684	2:22.706	74.89	5.946	10:28:03.169	

P13		90 F2		PHILLIPS / EDWARDS		MRE F2 - The Green Dragon - Brigstock	
IDEAL LAP TIME : 2:32.415		BEST LAP TIME : 2:32.513		DIFFERENCE : 0.098			
LAP	SECTOR 1	SECTOR 2	LAP TIME	MPH	DIFF	TIME OF DAY	
1 -	1:46.616	50.541	2:37.157	68.00	4.644	10:18:54.680	
2 -	1:42.115	<b>50.398</b>	<b>2:32.513 (1)</b>	<b>70.07</b>		<b>10:21:27.193</b>	
3 -	1:42.365	52.476	2:34.841 (3)	69.02	2.328	10:24:02.034	
4 -	<b>1:42.017</b>	51.275	2:33.292 (2)	69.72	0.779	10:26:35.326	

# BMCRC - MRO Championships 2023 - Rnd 7 @ Snetterton

## BMCRC-RKB F1 & F2 Sidecars

### QUALIFYING - SECTOR ANALYSIS



SECTOR 1 = FL to I1, SECTOR 2 = I1 to FL, DIFF = Difference To Personal Best Lap, P = Crossed Finish Line in Pit Lane, D = Time Disallowed

P14 46 F2 SAUNDERS / PYMM		LCR SUZUKI GSXR 600 - SDG Access				
IDEAL LAP TIME : 2:35.904		BEST LAP TIME : 2:36.564		DIFFERENCE : 0.660		
LAP	SECTOR 1	SECTOR 2	LAP TIME	MPH	DIFF	TIME OF DAY
1 -	1:55.543	56.020	2:51.563	62.29	14.999	10:19:12.944
2 -	1:46.488	54.024	2:40.512 (3)	66.58	3.948	10:21:53.456
3 -	<b>1:44.840</b>	53.624	2:38.464 (2)	67.44	1.900	10:24:31.920
4 -	1:45.500	<b>51.064</b>	<b>2:36.564 (1)</b>	<b>68.26</b>		<b>10:27:08.484</b>

P15 19 F1 MACBRIDE / RESTALL		LCR YAMAHA 600 - Lifesafety Motorsport				
IDEAL LAP TIME : 2:45.067		BEST LAP TIME : 2:45.067		DIFFERENCE : 0.000		
LAP	SECTOR 1	SECTOR 2	LAP TIME	MPH	DIFF	TIME OF DAY
1 -	1:54.439	56.125	2:50.564 (2)	62.66	5.497	10:19:01.459
2 -	<b>1:49.486</b>	<b>55.581</b>	<b>2:45.067 (1)</b>	<b>64.74</b>		<b>10:21:46.526</b>



# BMCRC - MRO Championships 2023 - Rnd 7 @ Snetterton

## BMCRC-RKB F1 & F2 Sidecars

### QUALIFYING - BEST SECTORS

SECTOR 1			SECTOR 2			IDEAL / BEST COMPARISON						
POS	NO	NAME	TIME	NO	NAME	TIME	POS	NO	NAME	IDEAL	BEST	DIFF
									<b>PERFECT LAP</b>	<b>2:04.811</b>		
1	11	GILBERT / HILDIGE	<b>1:23.796</b>	11	GILBERT / HILDIGE	<b>41.015</b>	1	11	GILBERT / HILDIGE	2:04.811	2:05.513	<b>0.702</b>
2	100	R. STEVENS / W. STEVENS	<b>1:24.805</b>	100	R. STEVENS / W. STEVENS	<b>41.348</b>	2	100	R. STEVENS / W. STE	2:06.153	2:06.326	<b>0.173</b>
3	25	MACLAURIN / HOPE	<b>1:26.727</b>	62	WRIGHT / BAILEY	<b>42.391</b>	3	25	MACLAURIN / HOPE	2:09.203	2:09.325	<b>0.122</b>
4	62	WRIGHT / BAILEY	<b>1:27.626</b>	25	MACLAURIN / HOPE	<b>42.476</b>	4	62	WRIGHT / BAILEY	2:10.017	2:10.017	<b>0.000</b>
5	65	FAIERS / PLUCKROSE	<b>1:28.595</b>	38	MOSS / GEDDES	<b>43.701</b>	5	38	MOSS / GEDDES	2:12.443	2:12.634	<b>0.191</b>
6	38	MOSS / GEDDES	<b>1:28.742</b>	7	PEARSON / CHILD	<b>44.003</b>	6	65	FAIERS / PLUCKROS	2:12.793	2:12.793	<b>0.000</b>
7	83	BUCHANAN / EVANS	<b>1:29.324</b>	83	BUCHANAN / EVANS	<b>44.014</b>	7	83	BUCHANAN / EVANS	2:13.338	2:13.814	<b>0.476</b>
8	10	WEBB / HOPE	<b>1:29.716</b>	10	WEBB / HOPE	<b>44.096</b>	8	10	WEBB / HOPE	2:13.812	2:14.606	<b>0.794</b>
9	7	PEARSON / CHILD	<b>1:29.979</b>	65	FAIERS / PLUCKROSE	<b>44.198</b>	9	7	PEARSON / CHILD	2:13.982	2:13.982	<b>0.000</b>
10	113	HANDCOCK / BEVAN	<b>1:30.391</b>	113	HANDCOCK / BEVAN	<b>44.470</b>	10	113	HANDCOCK / BEVAN	2:14.861	2:14.861	<b>0.000</b>
11	21	KING / SIGSWORTH	<b>1:31.511</b>	21	KING / SIGSWORTH	<b>45.249</b>	11	21	KING / SIGSWORTH	2:16.760	2:16.760	<b>0.000</b>
12	90	PHILLIPS / EDWARDS	<b>1:42.017</b>	90	PHILLIPS / EDWARDS	<b>50.398</b>	12	90	PHILLIPS / EDWARDS	2:32.415	2:32.513	<b>0.098</b>
13	46	SAUNDERS / PYMM	<b>1:44.840</b>	46	SAUNDERS / PYMM	<b>51.064</b>	13	46	SAUNDERS / PYMM	2:35.904	2:36.564	<b>0.660</b>
14	58	L. EASTELL / M. EASTELL	<b>1:49.008</b>	19	MACBRIDE / RESTALL	<b>55.581</b>	14	19	MACBRIDE / RESTAL	2:45.067	2:45.067	<b>0.000</b>
15	19	MACBRIDE / RESTALL	<b>1:49.486</b>				15	121	LAWRENCE / HUGHE		2:14.416	
16												

# BMCRC - MRO Championships 2023 - Rnd 7 @ Snetterton

## BMCRC-RKB F1 & F2 Sidecars

### QUALIFYING - STATISTICS

**Competitors Started** 16  
**Planned Start** 2023-09-02 @ 10:05:00.000  
**Actual Start** 2023-09-02 @ 10:15:49.671  
**Finish Time** 2023-09-02 @ 10:25:51.395  
**Track Length** 2.9689mi.  
**Total Laps** 63  
**Total Distance Covered** 187.0414mi.

### Session Fastest Lap History

NO	CL	NAME	LAP TIME	TIME OF DAY	LAP	VEHICLE
100	F1	R. STEVENS / W. STEVENS	2:12.757	10:18:13.609	1	Ryde Yamaha R6
100	F1	R. STEVENS / W. STEVENS	2:07.323	10:20:20.933	2	Ryde Yamaha R6
11	F1	GILBERT / HILDIGE	2:06.774	10:20:29.430	2	Ryde 1000
11	F1	GILBERT / HILDIGE	2:05.513	10:22:34.943	3	Ryde 1000

### Flag History

TYPE	TIME OF DAY
GREEN	10:15:49.671
FINISH	10:25:51.395

### Flag Statistics

TYPE	COUNT	TOTAL LAPS	TOTAL TIME
Green	1	5	12:25.290
Red	0	0	0.000
Safety Car	0	0	0.000
FCY	0	0	0.000

# BMCRC - MRO Championships 2023 - Rnd 7 @ Snetterton

## BMCRC-RKB F1 & F2 Sidecars

### QUALIFYING - STATISTICS

CLASS : F1

9 Starters

#### Fastest Lap History

NO	NAME	LAP TIME	TIME OF DAY	LAP	VEHICLE
100	R. STEVENS / W. STEVENS	<b>2:12.757</b>	10:18:13.609	1	Ryde Yamaha R6
100	R. STEVENS / W. STEVENS	<b>2:07.323</b>	10:20:20.933	2	Ryde Yamaha R6
11	GILBERT / HILDIGE	<b>2:06.774</b>	10:20:29.430	2	Ryde 1000
11	GILBERT / HILDIGE	<b>2:05.513</b>	10:22:34.943	3	Ryde 1000

# BMCRC - MRO Championships 2023 - Rnd 7 @ Snetterton

## BMCRC-RKB F1 & F2 Sidecars

### QUALIFYING - STATISTICS

CLASS : F2

7 Starters

#### Fastest Lap History

NO	NAME	LAP TIME	TIME OF DAY	LAP	VEHICLE
83	BUCHANAN / EVANS	2:19.414	10:18:21.773	1	Lumley Kawasaki
83	BUCHANAN / EVANS	2:18.771	10:20:40.545	2	Lumley Kawasaki
113	HANDCOCK / BEVAN	2:18.693	10:21:03.143	2	Shelbourne F2
83	BUCHANAN / EVANS	2:14.423	10:22:54.968	3	Lumley Kawasaki
83	BUCHANAN / EVANS	2:13.984	10:25:08.951	4	Lumley Kawasaki
7	PEARSON / CHILD	2:13.982	10:25:33.892	4	LCR SUZUKI 600
83	BUCHANAN / EVANS	2:13.814	10:27:22.766	5	Lumley Kawasaki

# BMCRC - MRO Championships 2023 - Rnd 7 @ Snetterton

## BMCRC-RKB F1 & F2 Sidecars

### RACE 7 - GRID (5 Laps)



ROW 9					17	67	JEFFREY / FIELD					
ROW 8	16	58	L. EASTELL / M. EASTELL		15	19	MACBRIDE / RESTALL	2:45.067				
ROW 7				14	46	SAUNDERS / PYMM	2:36.564	13	90	PHILLIPS / EDWARDS	2:32.513	
ROW 6	12	21	KING / SIGSWORTH	2:16.760		11	113	HANDCOCK / BEVAN	2:14.861			
ROW 5				10	10	WEBB / HOPE	2:14.606		9	121	LAWRENCE / HUGHES	2:14.416
ROW 4	8	7	PEARSON / CHILD	2:13.982		7	83	BUCHANAN / EVANS	2:13.814			
ROW 3				6	65	FAIERS / PLUCKROSE	2:12.793		5	38	MOSS / GEDDES	2:12.634
ROW 2	4	62	WRIGHT / BAILEY	2:10.017		3	25	MACLAURIN / HOPE	2:09.325			
ROW 1				2	100	R. STEVENS / W. STEVENS	2:06.326		1	11	GILBERT / HILDIGE	2:05.513
<b>Pole</b>												

Snetterton 300: 2.9689 miles

These results are provisional until the conclusion of any judicial and technical matters.

Clerk Of Course :	Stewards :	Timekeeper : <i>Craig Smith</i>
-------------------	------------	------------------------------------

Results can be found at [www.tsl-timing.com](http://www.tsl-timing.com)

Printed - 10:30 Saturday, 02 September 2023



# BMCRC - MRO Championships 2023 - Rnd 7 @ Snetterton

## BMCRC-RKB F1 & F2 Sidecars

### RACE 7 - CLASSIFICATION



POS	NO	CL	PIC NAME	ENTRY	LAPS	TIME	GAP	DIFF	MPH	BEST	ON
1	11	F1	1 GILBERT / HILDIGE	Ryde 1000 - West Ewell fencing	5	10:34.463			84.22	2:05.306	4
2	100	F1	2 R. STEVENS / W. STEVENS	Ryde Yamaha R6 -	5	10:34.963	0.500	0.500	84.16	2:04.487	4
3	25	F1	3 MACLAURIN / HOPE	Ars1 YAMAHA R6 - Amr	5	11:06.195	31.732	31.232	80.21	2:10.671	3
4	38	F1	4 MOSS / GEDDES	LCR YAMAHA - LifeSafety Motorsport - CharlieMoss	5	11:13.677	39.214	7.482	79.32	2:11.669	3
5	65	F1	5 FAIERS / PLUCKROSE	Dean Ryde YAMAHA R6 - AWracing ltd	5	11:13.784	39.321	0.107	79.31	2:12.614	3
6	7	F2	1 PEARSON / CHILD	LCR SUZUKI 600 - CLEANKILL PEST CONTROL	5	11:15.242	40.779	1.458	79.14	2:12.349	4
7	113	F2	2 HANDCOCK / BEVAN	Shelbourne F2 - r j contracting	5	11:19.244	44.781	4.002	78.67	2:13.562	3
8	121	F1	6 LAWRENCE / HUGHES	LCR YAMAHA - highfield transport, JHM autos	5	11:30.661	56.198	11.417	77.37	2:15.088	4
9	10	F1	7 WEBB / HOPE	LCR SUZUKI - N W Services	5	11:31.343	56.880	0.682	77.29	2:14.031	2
10	21	F2	3 KING / SIGSWORTH	Lumley Ireson F2 - Townsend Motors	5	11:35.230	1:00.767	3.887	76.86	2:16.124	4
11	46	F2	4 SAUNDERS / PYMM	LCR SUZUKI GSXR 600 - SDG Access	5	12:34.510	2:00.047	59.280	70.82	2:26.484	5
12	90	F2	5 PHILLIPS / EDWARDS	MRE F2 - The Green Dragon - Brigstock	5	12:37.690	2:03.227	3.180	70.53	2:27.175	5
13	19	F1	8 MACBRIDE / RESTALL	LCR YAMAHA 600 - Lifesafety Motorsport	4	11:03.988	1 Lap	1 Lap	64.38	2:44.406	4

#### NOT CLASSIFIED

DNF	62	F1	WRIGHT / BAILEY	RYDE Yamaha - Stainless Steel Designs Ltd.	3	6:35.210	2 Laps	1 Lap	81.13	2:08.860	2
DNF	83	F2	BUCHANAN / EVANS	Lumley Kawasaki - Bull Inn Racing	2	4:36.441	3 Laps	1 Lap	77.32	2:14.869	2
DNF	58	F2	L. EASTELL / M. EASTELL	Shelbourne Yamaha - Lee Eastell Engineering servi	1	2:30.755	4 Laps	1 Lap	70.89		
DNF	67	F1	JEFFREY / FIELD	Windle F1 - MJ/wesso racing	0						

#### FASTEST LAP

100	F1	R. STEVENS / W. STEVENS	Ryde Yamaha R6 -	4	2:04.487	85.85 mph	138.17 kph
7	F2	PEARSON / CHILD	LCR SUZUKI 600 - CLEANKILL PEST CONTROL	4	2:12.349	80.75 mph	129.96 kph

Class F1 - 92.5% of Race Speed = 77.90 mph

Class F2 - 92.5% of Race Speed = 73.20 mph

Weather / Track : Cloudy / Dry

These results are provisional until the conclusion of any judicial and technical matters.

Race Distance: 5 Laps / 14.84 miles

Snetterton 300: 2.9689 miles

Date: 02/09/2023 Start: 14:01 Finish: 14:12

Clerk Of Course :	Stewards :	Timekeeper : <i>Craig Smith</i>
-------------------	------------	------------------------------------

Results can be found at [www.tsl-timing.com](http://www.tsl-timing.com)

Printed - 14:15 Saturday, 02 September 2023



# BMCRC - MRO Championships 2023 - Rnd 7 @ Snetterton

## BMCRC-RKB F1 & F2 Sidecars

### RACE 7 - LAP CHART

LAP 1 @ 14:04:06.047			LAP 2 @ 14:06:11.820			LAP 3 @ 14:08:17.307			LAP 4 @ 14:10:22.613			LAP 5 @ 14:12:28.141		
NO	BEHIND	LAP TIME	NO	BEHIND	LAP TIME	NO	BEHIND	LAP TIME	NO	BEHIND	LAP TIME	NO	BEHIND	LAP TIME
11		2:12.369	11		2:05.773	11		2:05.487	11		2:05.306	11		2:05.528
100	1.944	2:14.313	100	2.167	2:05.996	100	1.518	2:04.838	100	0.699	2:04.487	100	0.500	2:05.329
62	3.041	2:15.410	62	6.128	2:08.860	62	11.581	2:10.940	25	24.979	2:11.592	19	1 Lap	2:44.406
65	7.056	2:19.425	25	13.509	2:11.421	25	18.693	2:10.671	65	31.079	2:13.930	25	31.732	2:12.281
25	7.861	2:20.230	65	15.328	2:14.045	65	22.455	2:12.614	7	31.386	2:12.349	38	39.214	2:12.738
83	9.203	2:21.572	7	16.994	2:13.354	7	24.343	2:12.836	38	32.004	2:12.175	65	39.321	2:13.770
7	9.413	2:21.782	83	18.299	2:14.869	38	25.135	2:11.669	113	35.827	2:13.594	7	40.779	2:14.921
113	10.644	2:23.013	38	18.953	2:13.941	113	27.539	2:13.562	10	44.254	2:18.370	113	44.781	2:14.482
38	10.785	2:23.154	113	19.464	2:14.593	10	31.190	2:15.382	121	46.470	2:15.088	121	56.198	2:15.256
21	12.809	2:25.178	10	21.295	2:14.031	121	36.688	2:16.532	21	48.911	2:16.124	10	56.880	2:18.154
10	13.037	2:25.406	121	25.643	2:17.044	21	38.093	2:17.830	46	1:39.091	2:30.396	21	1:00.767	2:17.384
121	14.372	2:26.741	21	25.750	2:18.714	46	1:14.001	2:27.531	90	1:41.580	2:29.779	46	2:00.047	2:26.484
58	18.386	2:30.755	46	51.957	2:29.836	90	1:17.107	2:29.249				90	2:03.227	2:27.175
90	27.778	2:40.147	90	53.345	2:31.340	19	1:55.953	2:45.234						
46	27.894	2:40.263	19	1:16.206	2:45.208									
19	36.771	2:49.140												

# BMCRC - MRO Championships 2023 - Rnd 7 @ Snetterton

## BMCRC-RKB F1 & F2 Sidecars

### RACE 7 - POSITION CHART

No	Name	Lap					
		Pos	1	2	3	4	5
11	GILBERT / HILDIGE	1	11	11	11	11	11
100	R. STEVENS / W. STEV	2	100	100	100	100	100
25	MACLAURIN / HOPE	3	62	62	62	25	25
62	WRIGHT / BAILEY	4	65	25	25	65	38
38	MOSS / GEDDES	5	25	65	65	7	65
65	FAIERS / PLUCKROSE	6	83	7	7	38	7
83	BUCHANAN / EVANS	7	7	83	38	113	113
7	PEARSON / CHILD	8	113	38	113	10	121
121	LAWRENCE / HUGHES	9	38	113	10	121	10
10	WEBB / HOPE	10	21	10	121	21	21
113	HANDCOCK / BEVAN	11	10	121	21	46	46
21	KING / SIGSWORTH	12	121	21	46	90	90
90	PHILLIPS / EDWARDS	13	58	46	90	19	
46	SAUNDERS / PYMM	14	90	90	19		
19	MACBRIDE / RESTALL	15	46	19			
58	L. EASTELL / M. EASTE	16	19				
67	JEFFREY / FIELD	17					



# BMCRC - MRO Championships 2023 - Rnd 7 @ Snetterton

## BMCRC-RKB F1 & F2 Sidecars

### RACE 7 - SECTOR ANALYSIS



SECTOR 1 = FL to I1, SECTOR 2 = I1 to FL, DIFF = Difference To Personal Best Lap, P = Crossed Finish Line in Pit Lane, D = Time Disallowed

P1		11 F1		GILBERT / HILDIGE		Ryde 1000 - West Ewell fencing	
IDEAL LAP TIME : 2:04.911		BEST LAP TIME : 2:05.306		DIFFERENCE : 0.395			
LAP	SECTOR 1	SECTOR 2	LAP TIME	MPH	DIFF	TIME OF DAY	
1 -		41.578	2:12.369	80.74	7.063	14:04:06.047	
2 -	1:24.369	<b>41.404</b>	2:05.773	84.97	0.467	14:06:11.820	
3 -	1:23.797	41.690	2:05.487 (2)	85.17	0.181	14:08:17.307	
4 -	<b>1:23.507</b>	41.799	<b>2:05.306 (1)</b>	<b>85.29</b>		<b>14:10:22.613</b>	
5 -	1:23.760	41.768	2:05.528 (3)	85.14	0.222	14:12:28.141	

P2		100 F1		R. STEVENS / W. STEVENS		Ryde Yamaha R6 -	
IDEAL LAP TIME : 2:04.341		BEST LAP TIME : 2:04.487		DIFFERENCE : 0.146			
LAP	SECTOR 1	SECTOR 2	LAP TIME	MPH	DIFF	TIME OF DAY	
1 -		42.025	2:14.313	79.57	9.826	14:04:07.991	
2 -	1:24.617	41.379	2:05.996	84.82	1.509	14:06:13.987	
3 -	1:23.760	<b>41.078</b>	2:04.838 (2)	85.61	0.351	14:08:18.825	
4 -	<b>1:23.263</b>	41.224	<b>2:04.487 (1)</b>	<b>85.85</b>		<b>14:10:23.312</b>	
5 -	1:24.123	41.206	2:05.329 (3)	85.28	0.842	14:12:28.641	

P3		25 F1		MACLAURIN / HOPE		Ars1 YAMAHA R6 - Amr	
IDEAL LAP TIME : 2:10.484		BEST LAP TIME : 2:10.671		DIFFERENCE : 0.187			
LAP	SECTOR 1	SECTOR 2	LAP TIME	MPH	DIFF	TIME OF DAY	
1 -		43.138	2:20.230	76.21	9.559	14:04:13.908	
2 -	1:28.339	<b>43.082</b>	2:11.421 (2)	81.32	0.750	14:06:25.329	
3 -	<b>1:27.402</b>	43.269	<b>2:10.671 (1)</b>	<b>81.79</b>		<b>14:08:36.000</b>	
4 -	1:28.327	43.265	2:11.592 (3)	81.22	0.921	14:10:47.592	
5 -	1:28.401	43.880	2:12.281	80.79	1.610	14:12:59.873	

P4		38 F1		MOSS / GEDDES		LCR YAMAHA - LifeSafety Motorsport - CharlieMossRacing	
IDEAL LAP TIME : 2:11.323		BEST LAP TIME : 2:11.669		DIFFERENCE : 0.346			
LAP	SECTOR 1	SECTOR 2	LAP TIME	MPH	DIFF	TIME OF DAY	
1 -		44.435	2:23.154	74.66	11.485	14:04:16.832	
2 -	1:30.090	43.851	2:13.941	79.79	2.272	14:06:30.773	
3 -	1:28.425	<b>43.244</b>	<b>2:11.669 (1)</b>	<b>81.17</b>		<b>14:08:42.442</b>	
4 -	<b>1:28.079</b>	44.096	2:12.175 (2)	80.86	0.506	14:10:54.617	
5 -	1:28.499	44.239	2:12.738 (3)	80.52	1.069	14:13:07.355	

P5		65 F1		FAIERS / PLUCKROSE		Dean Ryde YAMAHA R6 - AWracing ltd	
IDEAL LAP TIME : 2:12.252		BEST LAP TIME : 2:12.614		DIFFERENCE : 0.362			
LAP	SECTOR 1	SECTOR 2	LAP TIME	MPH	DIFF	TIME OF DAY	
1 -		44.305	2:19.425	76.65	6.811	14:04:13.103	
2 -	1:29.770	<b>44.275</b>	2:14.045	79.73	1.431	14:06:27.148	
3 -	<b>1:27.977</b>	44.637	<b>2:12.614 (1)</b>	<b>80.59</b>		<b>14:08:39.762</b>	
4 -	1:28.975	44.955	2:13.930 (3)	79.80	1.316	14:10:53.692	
5 -	1:29.376	44.394	2:13.770 (2)	79.89	1.156	14:13:07.462	

P6		7 F2		PEARSON / CHILD		LCR SUZUKI 600 - CLEANKILL PEST CONTROL	
IDEAL LAP TIME : 2:12.349		BEST LAP TIME : 2:12.349		DIFFERENCE : 0.000			
LAP	SECTOR 1	SECTOR 2	LAP TIME	MPH	DIFF	TIME OF DAY	
1 -		44.300	2:21.782	75.38	9.433	14:04:15.460	
2 -	1:29.472	43.882	2:13.354 (3)	80.14	1.005	14:06:28.814	
3 -	1:29.045	43.791	2:12.836 (2)	80.46	0.487	14:08:41.650	
4 -	<b>1:28.570</b>	<b>43.779</b>	<b>2:12.349 (1)</b>	<b>80.75</b>		<b>14:10:53.999</b>	
5 -	1:30.224	44.697	2:14.921	79.21	2.572	14:13:08.920	

# BMCRC - MRO Championships 2023 - Rnd 7 @ Snetterton

## BMCRC-RKB F1 & F2 Sidecars

### RACE 7 - SECTOR ANALYSIS



SECTOR 1 = FL to I1, SECTOR 2 = I1 to FL, DIFF = Difference To Personal Best Lap, P = Crossed Finish Line in Pit Lane, D = Time Disallowed

P7 113 F2		HANDCOCK / BEVAN		Shelbourne F2 - r j contracting		
IDEAL LAP TIME : 2:13.171		BEST LAP TIME : 2:13.562		DIFFERENCE : 0.391		
LAP	SECTOR 1	SECTOR 2	LAP TIME	MPH	DIFF	TIME OF DAY
1 -		44.686	2:23.013	74.73	9.451	14:04:16.691
2 -	1:30.153	44.440	2:14.593	79.41	1.031	14:06:31.284
3 -	1:29.815	<b>43.747</b>	<b>2:13.562 (1)</b>	<b>80.02</b>		<b>14:08:44.846</b>
4 -	<b>1:29.424</b>	44.170	2:13.594 (2)	80.00	0.032	14:10:58.440
5 -	1:30.204	44.278	2:14.482 (3)	79.47	0.920	14:13:12.922

P8 121 F1		LAWRENCE / HUGHES		LCR YAMAHA - highfield transport, JHM autos		
IDEAL LAP TIME : 2:14.868		BEST LAP TIME : 2:15.088		DIFFERENCE : 0.220		
LAP	SECTOR 1	SECTOR 2	LAP TIME	MPH	DIFF	TIME OF DAY
1 -		46.216	2:26.741	72.83	11.653	14:04:20.419
2 -	1:31.054	45.990	2:17.044	77.99	1.956	14:06:37.463
3 -	1:30.896	45.636	2:16.532 (3)	78.28	1.444	14:08:53.995
4 -	<b>1:29.549</b>	45.539	<b>2:15.088 (1)</b>	<b>79.11</b>		<b>14:11:09.083</b>
5 -	1:29.937	<b>45.319</b>	2:15.256 (2)	79.02	0.168	14:13:24.339

P9 10 F1		WEBB / HOPE		LCR SUZUKI - N W Services		
IDEAL LAP TIME : 2:13.842		BEST LAP TIME : 2:14.031		DIFFERENCE : 0.189		
LAP	SECTOR 1	SECTOR 2	LAP TIME	MPH	DIFF	TIME OF DAY
1 -		44.892	2:25.406	73.50	11.375	14:04:19.084
2 -	1:30.218	<b>43.813</b>	<b>2:14.031 (1)</b>	<b>79.74</b>		<b>14:06:33.115</b>
3 -	<b>1:30.029</b>	45.353	2:15.382 (2)	78.94	1.351	14:08:48.497
4 -	1:33.087	45.283	2:18.370	77.24	4.339	14:11:06.867
5 -	1:32.423	45.731	2:18.154 (3)	77.36	4.123	14:13:25.021

P10 21 F2		KING / SIGSWORTH		Lumley Ireson F2 - Townsend Motors		
IDEAL LAP TIME : 2:15.994		BEST LAP TIME : 2:16.124		DIFFERENCE : 0.130		
LAP	SECTOR 1	SECTOR 2	LAP TIME	MPH	DIFF	TIME OF DAY
1 -		<b>45.171</b>	2:25.178	73.62	9.054	14:04:18.856
2 -	1:32.620	46.094	2:18.714	77.05	2.590	14:06:37.570
3 -	1:32.179	45.651	2:17.830 (3)	77.54	1.706	14:08:55.400
4 -	<b>1:30.823</b>	45.301	<b>2:16.124 (1)</b>	<b>78.51</b>		<b>14:11:11.524</b>
5 -	1:31.161	46.223	2:17.384 (2)	77.79	1.260	14:13:28.908

P11 46 F2		SAUNDERS / PYMM		LCR SUZUKI GSXR 600 - SDG Access		
IDEAL LAP TIME : 2:26.172		BEST LAP TIME : 2:26.484		DIFFERENCE : 0.312		
LAP	SECTOR 1	SECTOR 2	LAP TIME	MPH	DIFF	TIME OF DAY
1 -		51.151	2:40.263	66.69	13.779	14:04:33.941
2 -	1:40.075	49.761	2:29.836 (3)	71.33	3.352	14:07:03.777
3 -	1:38.611	48.920	2:27.531 (2)	72.44	1.047	14:09:31.308
4 -	1:41.522	<b>48.874</b>	2:30.396	71.06	3.912	14:12:01.704
5 -	<b>1:37.298</b>	49.186	<b>2:26.484 (1)</b>	<b>72.96</b>		<b>14:14:28.188</b>

P12 90 F2		PHILLIPS / EDWARDS		MRE F2 - The Green Dragon - Brigstock		
IDEAL LAP TIME : 2:27.175		BEST LAP TIME : 2:27.175		DIFFERENCE : 0.000		
LAP	SECTOR 1	SECTOR 2	LAP TIME	MPH	DIFF	TIME OF DAY
1 -		51.484	2:40.147	66.73	12.972	14:04:33.825
2 -	1:41.078	50.262	2:31.340	70.62	4.165	14:07:05.165
3 -	1:39.666	49.583	2:29.249 (2)	71.61	2.074	14:09:34.414
4 -	1:40.549	49.230	2:29.779 (3)	71.35	2.604	14:12:04.193
5 -	<b>1:38.008</b>	<b>49.167</b>	<b>2:27.175 (1)</b>	<b>72.62</b>		<b>14:14:31.368</b>

# BMCRC - MRO Championships 2023 - Rnd 7 @ Snetterton

## BMCRC-RKB F1 & F2 Sidecars

### RACE 7 - SECTOR ANALYSIS



SECTOR 1 = FL to I1, SECTOR 2 = I1 to FL, DIFF = Difference To Personal Best Lap, P = Crossed Finish Line in Pit Lane, D = Time Disallowed

<b>P13 19 F1</b>		<b>MACBRIDE / RESTALL</b>		LCR YAMAHA 600 - Lifesafety Motorsport		
IDEAL LAP TIME : 2:43.280		BEST LAP TIME : 2:44.406		DIFFERENCE : 1.126		
LAP	SECTOR 1	SECTOR 2	LAP TIME	MPH	DIFF	TIME OF DAY
1 -		55.240	2:49.140	63.19	4.734	14:04:42.818
2 -	<b>1:48.239</b>	56.969	2:45.208 (2)	64.69	0.802	14:07:28.026
3 -	1:49.512	55.722	2:45.234 (3)	64.68	0.828	14:10:13.260
4 -	1:49.365	<b>55.041</b>	<b>2:44.406 (1)</b>	<b>65.01</b>		<b>14:12:57.666</b>

<b>P14 62 F1</b>		<b>WRIGHT / BAILEY</b>		RYDE Yamaha - Stainless Steel Designs Ltd.		
IDEAL LAP TIME : 2:08.729		BEST LAP TIME : 2:08.860		DIFFERENCE : 0.131		
LAP	SECTOR 1	SECTOR 2	LAP TIME	MPH	DIFF	TIME OF DAY
1 -		<b>42.229</b>	2:15.410	78.93	6.550	14:04:09.088
2 -	<b>1:26.500</b>	42.360	<b>2:08.860 (1)</b>	<b>82.94</b>		<b>14:06:17.948</b>
3 -	1:27.812	43.128	2:10.940 (2)	81.62	2.080	14:08:28.888

<b>P15 83 F2</b>		<b>BUCHANAN / EVANS</b>		Lumley Kawasaki - Bull Inn Racing		
IDEAL LAP TIME : 2:14.869		BEST LAP TIME : 2:14.869		DIFFERENCE : 0.000		
LAP	SECTOR 1	SECTOR 2	LAP TIME	MPH	DIFF	TIME OF DAY
1 -		44.435	2:21.572	75.49	6.703	14:04:15.250
2 -	<b>1:30.472</b>	<b>44.397</b>	<b>2:14.869 (1)</b>	<b>79.24</b>		<b>14:06:30.119</b>

<b>P16 58 F2</b>		<b>L EASTELL / M. EASTELL</b>		Shelbourne Yamaha - Lee Eastell Engineering services ltd		
IDEAL LAP TIME : 2:25.483		BEST LAP TIME :		DIFFERENCE :		
LAP	SECTOR 1	SECTOR 2	LAP TIME	MPH	DIFF	TIME OF DAY
1 -		<b>47.431</b>	2:30.755	70.89		14:04:24.433

# BMCRC - MRO Championships 2023 - Rnd 7 @ Snetterton

## BMCRC-RKB F1 & F2 Sidecars

### RACE 7 - BEST SECTORS

SECTOR 1				SECTOR 2				IDEAL / BEST COMPARISON				
POS	NO	NAME	TIME	NO	NAME	TIME	POS	NO	NAME	IDEAL	BEST	DIFF
									<b>PERFECT LAP</b>	<b>2:04.341</b>		
1	100	R. STEVENS / W. STEVENS	<b>1:23.263</b>	100	R. STEVENS / W. STEVENS	<b>41.078</b>	1	100	R. STEVENS / W. STEVENS	2:04.341	2:04.487	<b>0.146</b>
2	11	GILBERT / HILDIGE	<b>1:23.507</b>	11	GILBERT / HILDIGE	<b>41.404</b>	2	11	GILBERT / HILDIGE	2:04.911	2:05.306	<b>0.395</b>
3	62	WRIGHT / BAILEY	<b>1:26.500</b>	62	WRIGHT / BAILEY	<b>42.229</b>	3	62	WRIGHT / BAILEY	2:08.729	2:08.860	<b>0.131</b>
4	25	MACLAURIN / HOPE	<b>1:27.402</b>	25	MACLAURIN / HOPE	<b>43.082</b>	4	25	MACLAURIN / HOPE	2:10.484	2:10.671	<b>0.187</b>
5	65	FAIERS / PLUCKROSE	<b>1:27.977</b>	38	MOSS / GEDDES	<b>43.244</b>	5	38	MOSS / GEDDES	2:11.323	2:11.669	<b>0.346</b>
6	38	MOSS / GEDDES	<b>1:28.079</b>	113	HANDCOCK / BEVAN	<b>43.747</b>	6	65	FAIERS / PLUCKROSE	2:12.252	2:12.614	<b>0.362</b>
7	7	PEARSON / CHILD	<b>1:28.570</b>	7	PEARSON / CHILD	<b>43.779</b>	7	7	PEARSON / CHILD	2:12.349	2:12.349	<b>0.000</b>
8	113	HANDCOCK / BEVAN	<b>1:29.424</b>	10	WEBB / HOPE	<b>43.813</b>	8	113	HANDCOCK / BEVAN	2:13.171	2:13.562	<b>0.391</b>
9	121	LAWRENCE / HUGHES	<b>1:29.549</b>	65	FAIERS / PLUCKROSE	<b>44.275</b>	9	10	WEBB / HOPE	2:13.842	2:14.031	<b>0.189</b>
10	10	WEBB / HOPE	<b>1:30.029</b>	83	BUCHANAN / EVANS	<b>44.397</b>	10	121	LAWRENCE / HUGHES	2:14.868	2:15.088	<b>0.220</b>
11	83	BUCHANAN / EVANS	<b>1:30.472</b>	21	KING / SIGSWORTH	<b>45.171</b>	11	83	BUCHANAN / EVANS	2:14.869	2:14.869	<b>0.000</b>
12	21	KING / SIGSWORTH	<b>1:30.823</b>	121	LAWRENCE / HUGHES	<b>45.319</b>	12	21	KING / SIGSWORTH	2:15.994	2:16.124	<b>0.130</b>
13	46	SAUNDERS / PYMM	<b>1:37.298</b>	58	L. EASTELL / M. EASTELL	<b>47.431</b>	13	58	L. EASTELL / M. EASTELL	2:25.483		
14	90	PHILLIPS / EDWARDS	<b>1:38.008</b>	46	SAUNDERS / PYMM	<b>48.874</b>	14	46	SAUNDERS / PYMM	2:26.172	2:26.484	<b>0.312</b>
15	58	L. EASTELL / M. EASTELL	<b>1:38.052</b>	90	PHILLIPS / EDWARDS	<b>49.167</b>	15	90	PHILLIPS / EDWARDS	2:27.175	2:27.175	<b>0.000</b>
16	19	MACBRIDE / RESTALL	<b>1:48.239</b>	19	MACBRIDE / RESTALL	<b>55.041</b>	16	19	MACBRIDE / RESTALL	2:43.280	2:44.406	<b>1.126</b>
17												

# BMCRC - MRO Championships 2023 - Rnd 7 @ Snetterton

## BMCRC-RKB F1 & F2 Sidecars

### RACE 7 - STATISTICS

<b>Competitors Started</b>	17
<b>Planned Start</b>	2023-09-02 @ 14:00:00.000
<b>Actual Start</b>	2023-09-02 @ 14:01:53.677
<b>Finish Time</b>	2023-09-02 @ 14:12:28.140
<b>Track Length</b>	2.9689mi.
<b>Total Laps</b>	70
<b>Total Distance Covered</b>	207.8238mi.

#### Session Fastest Lap History

NO	CL	NAME	LAP TIME	TIME OF DAY	LAP	VEHICLE
11	F1	GILBERT / HILDIGE	<b>2:05.773</b>	14:06:11.839	2	Ryde 1000
11	F1	GILBERT / HILDIGE	<b>2:05.487</b>	14:08:17.327	3	Ryde 1000
100	F1	R. STEVENS / W. STEVENS	<b>2:04.838</b>	14:08:18.839	3	Ryde Yamaha R6
100	F1	R. STEVENS / W. STEVENS	<b>2:04.487</b>	14:10:23.326	4	Ryde Yamaha R6

#### Session Leader History

NO	CL	NAME	FROM LAP	LAPS LED	DISTANCE	VEHICLE
11	F1	GILBERT / HILDIGE	1	5	14.84 miles	Ryde 1000

#### Flag History

TYPE	TIME OF DAY
GREEN	14:01:53.677
FINISH	14:12:28.140

#### Flag Statistics

TYPE	COUNT	TOTAL LAPS	TOTAL TIME
Green	1	5	12:47.128
Red	0	0	0.000
Safety Car	0	0	0.000
FCY	0	0	0.000

# BMCRC - MRO Championships 2023 - Rnd 7 @ Snetterton

## BMCRC-RKB F1 & F2 Sidecars

### RACE 7 - STATISTICS

**CLASS : F1**

10 Starters

#### Fastest Lap History

NO	NAME	LAP TIME	TIME OF DAY	LAP	VEHICLE
11	GILBERT / HILDIGE	<b>2:05.773</b>	14:06:11.839	2	Ryde 1000
11	GILBERT / HILDIGE	<b>2:05.487</b>	14:08:17.327	3	Ryde 1000
100	R. STEVENS / W. STEVENS	<b>2:04.838</b>	14:08:18.839	3	Ryde Yamaha R6
100	R. STEVENS / W. STEVENS	<b>2:04.487</b>	14:10:23.326	4	Ryde Yamaha R6

#### Leader History

NO	NAME	FROM LAP	LAPS LED	DISTANCE	VEHICLE
11	GILBERT / HILDIGE	1	5	14.84 miles	Ryde 1000

# BMCRC - MRO Championships 2023 - Rnd 7 @ Snetterton

## BMCRC-RKB F1 & F2 Sidecars

### RACE 7 - STATISTICS

**CLASS : F2**

7 Starters

#### Fastest Lap History

NO	NAME	LAP TIME	TIME OF DAY	LAP	VEHICLE
7	PEARSON / CHILD	<b>2:13.354</b>	14:06:28.827	2	LCR SUZUKI 600
7	PEARSON / CHILD	<b>2:12.836</b>	14:08:41.664	3	LCR SUZUKI 600
7	PEARSON / CHILD	<b>2:12.349</b>	14:10:54.013	4	LCR SUZUKI 600

#### Leader History

NO	NAME	FROM LAP	LAPS LED	DISTANCE	VEHICLE
83	BUCHANAN / EVANS	1	1	2.96 miles	Lumley Kawasaki
7	PEARSON / CHILD	2	4	11.87 miles	LCR SUZUKI 600

# BMCRC - MRO Championships 2023 - Rnd 7 @ Snetterton

## BMCRC-RKB F1 & F2 Sidecars

### RACE 18 - GRID (5 Laps)



ROW 9			17	<b>67</b>	JEFFREY / FIELD			
ROW 8	16	<b>58</b>	L. EASTELL / M. EASTELL	15	<b>19</b>	MACBRIDE / RESTALL 2:44.406		
ROW 7			14	<b>90</b>	PHILLIPS / EDWARDS 2:27.175	13	<b>46</b>	SAUNDERS / PYMM 2:26.484
ROW 6	12	<b>21</b>	KING / SIGSWORTH 2:16.124	11	<b>121</b>	LAWRENCE / HUGHES 2:15.088		
ROW 5			10	<b>83</b>	BUCHANAN / EVANS 2:14.869	9	<b>10</b>	WEBB / HOPE 2:14.031
ROW 4	8	<b>113</b>	HANDCOCK / BEVAN 2:13.562	7	<b>65</b>	FAIERS / PLUCKROSE 2:12.614		
ROW 3			6	<b>7</b>	PEARSON / CHILD 2:12.349	5	<b>38</b>	MOSS / GEDDES 2:11.669
ROW 2	4	<b>25</b>	MACLAURIN / HOPE 2:10.671	3	<b>62</b>	WRIGHT / BAILEY 2:08.860		
ROW 1			2	<b>11</b>	GILBERT / HILDIGE 2:05.306	1	<b>100</b>	R. STEVENS / W. STEVENS 2:04.487
<b>Pole</b>								

Snetterton 300: 2.9689 miles

These results are provisional until the conclusion of any judicial and technical matters.

Clerk Of Course :	Stewards :	Timekeeper : <i>Craig Smith</i>
-------------------	------------	------------------------------------

Results can be found at [www.tsl-timing.com](http://www.tsl-timing.com)

Printed - 14:17 Saturday, 02 September 2023





# BMCRC - MRO Championships 2023 - Rnd 7 @ Snetterton

## BMCRC-RKB F1 & F2 Sidecars

### RACE 18 - CLASSIFICATION



POS	NO	CL	PIC NAME	ENTRY	LAPS	TIME	GAP	DIFF	MPH	BEST	ON
1	11	F1	1 GILBERT / HILDIGE	Ryde 1000 - West Ewell fencing	5	10:31.575			84.61	2:03.550	3
2	100	F1	2 R. STEVENS / W. STEVENS	Ryde Yamaha R6 -	5	10:35.668	4.093	4.093	84.06	2:05.166	2
3	25	F1	3 MACLAURIN / HOPE	Ars1 YAMAHA R6 - Amr	5	11:00.083	28.508	24.415	80.96	2:08.910	5
4	62	F1	4 WRIGHT / BAILEY	RYDE Yamaha - Stainless Steel Designs Ltd.	5	11:01.133	29.558	1.050	80.83	2:10.710	5
5	38	F1	5 MOSS / GEDDES	LCR YAMAHA - LifeSafety Motorsport - CharlieMoss	5	11:16.866	45.291	15.733	78.95	2:12.203	4
6	10	F1	6 WEBB / HOPE	LCR SUZUKI - N W Services	5	11:17.122	45.547	0.256	78.92	2:11.414	4
7	7*	F2	1 PEARSON / CHILD	LCR SUZUKI 600 - CLEANKILL PEST CONTROL	5	11:21.574	49.999	4.452	78.40	2:12.056	3
8	83	F2	2 BUCHANAN / EVANS	Lumley Kawasaki - Bull Inn Racing	5	11:22.162	50.587	0.588	78.33	2:13.880	4
9	121	F1	7 LAWRENCE / HUGHES	LCR YAMAHA - highfield transport, JHM autos	5	11:32.962	1:01.387	10.800	77.11	2:16.139	5
10	46	F2	3 SAUNDERS / PYMM	LCR SUZUKI GSXR 600 - SDG Access	5	12:26.362	1:54.787	53.400	71.60	2:25.772	2
11	90	F2	4 PHILLIPS / EDWARDS	MRE F2 - The Green Dragon - Brigstock	5	12:29.307	1:57.732	2.945	71.31	2:27.594	2
12	19	F1	8 MACBRIDE / RESTALL	LCR YAMAHA 600 - Lifesafety Motorsport	4	11:11.709	1 Lap	1 Lap	63.64	2:44.526	2

#### NOT CLASSIFIED

DNF	21	F2	KING / SIGSWORTH	Lumley Ireson F2 - Townsend Motors	3	6:55.370	2 Laps	1 Lap	77.19	2:15.033	3
DNF	65	F1	FAIERS / PLUCKROSE	Dean Ryde YAMAHA R6 - AWracing ltd	0						
DNF	58	F2	L. EASTELL / M. EASTELL	Shelbourne Yamaha - Lee Eastell Engineering servi	0						

#### NOT STARTED

NS	113	F2	HANDCOCK / BEVAN	Shelbourne F2 - r j contracting							
NS	67	F1	JEFFREY / FIELD	Windle F1 - MJP/wesso racing							

#### FASTEST LAP

	11	F1	GILBERT / HILDIGE	Ryde 1000 - West Ewell fencing	3	2:03.550		86.50 mph		139.22 kph	
	7	F2	PEARSON / CHILD	LCR SUZUKI 600 - CLEANKILL PEST CONTROL	3	2:12.056		80.93 mph		130.25 kph	

\* No. 7 - 10 second penalty - jump start

Class F1 - 92.5% of Race Speed = 78.26 mph

Class F2 - 92.5% of Race Speed = 72.52 mph

Weather / Track : Cloudy / Drying

These results are provisional until the conclusion of any judicial and technical matters.

Race Distance: 5 Laps / 14.84 miles

Snetterton 300: 2.9689 miles

Date: 02/09/2023 Start: 17:27 Finish: 17:37

Clerk Of Course :	Stewards :	Timekeeper : <i>Craig Smith</i>
-------------------	------------	------------------------------------

Results can be found at [www.tsl-timing.com](http://www.tsl-timing.com)

Printed - 17:41 Saturday, 02 September 2023



# BMCRC - MRO Championships 2023 - Rnd 7 @ Snetterton

## BMCRC-RKB F1 & F2 Sidecars

### RACE 18 - LAP CHART

LAP 1 @ 17:29:15.728			LAP 2 @ 17:31:20.894			LAP 3 @ 17:33:24.590			LAP 4 @ 17:35:29.447			LAP 5 @ 17:37:35.690		
NO	BEHIND	LAP TIME	NO	BEHIND	LAP TIME	NO	BEHIND	LAP TIME	NO	BEHIND	LAP TIME	NO	BEHIND	LAP TIME
<b>100</b>		2:11.613	<b>100</b>		2:05.166	<b>11</b>		2:03.550	<b>11</b>		2:04.857	<b>11</b>		2:06.243
<b>11</b>	0.399	2:12.012	<b>11</b>	0.146	2:04.913	<b>100</b>	1.793	2:05.489	<b>100</b>	2.302	2:05.366	<b>100</b>	4.093	2:08.034
<b>62</b>	4.526	2:16.139	<b>62</b>	11.091	2:11.731	<b>62</b>	18.688	2:11.293	<b>62</b>	25.091	2:11.260	<b>25</b>	28.508	2:08.910
<b>25</b>	6.445	2:18.058	<b>25</b>	11.569	2:10.290	<b>25</b>	19.263	2:11.390	<b>25</b>	25.841	2:11.435	<b>62</b>	29.558	2:10.710
<b>7</b>	8.640	2:20.253	<b>7</b>	15.589	2:12.115	<b>7</b>	23.949	2:12.056	<b>7</b>	32.652	2:13.560	<b>7</b>	39.999	2:13.590
<b>10</b>	9.957	2:21.570	<b>10</b>	19.607	2:14.816	<b>38</b>	31.065	2:12.214	<b>38</b>	38.411	2:12.203	<b>19</b>	1 Lap	2:48.490
<b>83</b>	11.671	2:23.284	<b>83</b>	22.048	2:15.543	<b>10</b>	31.978	2:16.067	<b>10</b>	38.535	2:11.414	<b>38</b>	45.291	2:13.123
<b>21</b>	11.978	2:23.591	<b>38</b>	22.547	2:14.845	<b>83</b>	33.279	2:14.927	<b>83</b>	42.302	2:13.880	<b>10</b>	45.547	2:13.255
<b>38</b>	12.868	2:24.481	<b>21</b>	23.558	2:16.746	<b>21</b>	34.895	2:15.033	<b>121</b>	51.491	2:16.355	<b>83</b>	50.587	2:14.528
<b>121</b>	15.218	2:26.831	<b>121</b>	27.222	2:17.170	<b>121</b>	39.993	2:16.467	<b>46</b>	1:30.986	2:28.004	<b>121</b>	1:01.387	2:16.139
<b>90</b>	24.149	2:35.762	<b>46</b>	45.576	2:25.772	<b>46</b>	1:07.839	2:25.959	<b>90</b>	1:34.867	2:29.056	<b>46</b>	1:54.787	2:30.044
<b>46</b>	24.970	2:36.583	<b>90</b>	46.577	2:27.594	<b>90</b>	1:10.668	2:27.787				<b>90</b>	1:57.732	2:29.108
<b>19</b>	40.473	2:52.086	<b>19</b>	1:19.833	2:44.526	<b>19</b>	2:02.744	2:46.607						

# BMCRC - MRO Championships 2023 - Rnd 7 @ Snetterton

## BMCRC-RKB F1 & F2 Sidecars

### RACE 18 - POSITION CHART

No	Name	Lap					
		Pos	1	2	3	4	5
100	R. STEVENS / W. STEVENS	1	100	100	11	11	11
11	GILBERT / HILDIGE	2	11	11	100	100	100
62	WRIGHT / BAILEY	3	62	62	62	62	25
25	MACLAURIN / HOPE	4	25	25	25	25	62
38	MOSS / GEDDES	5	7	7	7	7	7
7	PEARSON / CHILD	6	10	10	38	38	38
65	FAIERS / PLUCKROSE	7	83	83	10	10	10
113	HANDCOCK / BEVAN	8	21	38	83	83	83
10	WEBB / HOPE	9	38	21	21	121	121
83	BUCHANAN / EVANS	10	121	121	121	46	46
121	LAWRENCE / HUGHES	11	90	46	46	90	90
21	KING / SIGSWORTH	12	46	90	90	19	
46	SAUNDERS / PYMM	13	19	19	19		
90	PHILLIPS / EDWARDS	14					
19	MACBRIDE / RESTALL	15					
58	L. EASTELL / M. EASTELL	16					
67	JEFFREY / FIELD	17					

# BMCRC - MRO Championships 2023 - Rnd 7 @ Snetterton

## BMCRC-RKB F1 & F2 Sidecars

### RACE 18 - SECTOR ANALYSIS



SECTOR 1 = FL to I1, SECTOR 2 = I1 to FL, DIFF = Difference To Personal Best Lap, P = Crossed Finish Line in Pit Lane, D = Time Disallowed

P1 11 F1		GILBERT / HILDIGE		Ryde 1000 - West Ewell fencing		
IDEAL LAP TIME : 2:03.550		BEST LAP TIME : 2:03.550		DIFFERENCE : 0.000		
LAP	SECTOR 1	SECTOR 2	LAP TIME	MPH	DIFF	TIME OF DAY
1 -		41.283	2:12.012	80.96	8.462	17:29:16.127
2 -	1:23.425	41.488	2:04.913 (3)	85.56	1.363	17:31:21.040
3 -	<b>1:22.677</b>	<b>40.873</b>	<b>2:03.550 (1)</b>	<b>86.50</b>		<b>17:33:24.590</b>
4 -	1:23.512	41.345	2:04.857 (2)	85.60	1.307	17:35:29.447
5 -	1:24.447	41.796	2:06.243	84.66	2.693	17:37:35.690

P2 100 F1		R. STEVENS / W. STEVENS		Ryde Yamaha R6 -		
IDEAL LAP TIME : 2:04.856		BEST LAP TIME : 2:05.166		DIFFERENCE : 0.310		
LAP	SECTOR 1	SECTOR 2	LAP TIME	MPH	DIFF	TIME OF DAY
1 -		<b>41.323</b>	2:11.613	81.20	6.447	17:29:15.728
2 -	<b>1:23.533</b>	41.633	<b>2:05.166 (1)</b>	<b>85.39</b>		<b>17:31:20.894</b>
3 -	1:24.109	41.380	2:05.489 (3)	85.17	0.323	17:33:26.383
4 -	1:23.546	41.820	2:05.366 (2)	85.25	0.200	17:35:31.749
5 -	1:25.942	42.092	2:08.034	83.47	2.868	17:37:39.783

P3 25 F1		MACLAURIN / HOPE		Ars1 YAMAHA R6 - Amr		
IDEAL LAP TIME : 2:08.910		BEST LAP TIME : 2:08.910		DIFFERENCE : 0.000		
LAP	SECTOR 1	SECTOR 2	LAP TIME	MPH	DIFF	TIME OF DAY
1 -		43.422	2:18.058	77.41	9.148	17:29:22.173
2 -	1:27.464	42.826	2:10.290 (2)	82.03	1.380	17:31:32.463
3 -	1:27.916	43.474	2:11.390 (3)	81.34	2.480	17:33:43.853
4 -	1:28.130	43.305	2:11.435	81.31	2.525	17:35:55.288
5 -	<b>1:26.134</b>	<b>42.776</b>	<b>2:08.910 (1)</b>	<b>82.91</b>		<b>17:38:04.198</b>

P4 62 F1		WRIGHT / BAILEY		RYDE Yamaha - Stainless Steel Designs Ltd.		
IDEAL LAP TIME : 2:10.137		BEST LAP TIME : 2:10.710		DIFFERENCE : 0.573		
LAP	SECTOR 1	SECTOR 2	LAP TIME	MPH	DIFF	TIME OF DAY
1 -		<b>42.646</b>	2:16.139	78.50	5.429	17:29:20.254
2 -	1:28.133	43.598	2:11.731	81.13	1.021	17:31:31.985
3 -	1:27.835	43.458	2:11.293 (3)	81.40	0.583	17:33:43.278
4 -	1:28.092	43.168	2:11.260 (2)	81.42	0.550	17:35:54.538
5 -	<b>1:27.491</b>	43.219	<b>2:10.710 (1)</b>	<b>81.76</b>		<b>17:38:05.248</b>

P5 38 F1		MOSS / GEDDES		LCR YAMAHA - LifeSafety Motorsport - CharlieMossRacing		
IDEAL LAP TIME : 2:12.064		BEST LAP TIME : 2:12.203		DIFFERENCE : 0.139		
LAP	SECTOR 1	SECTOR 2	LAP TIME	MPH	DIFF	TIME OF DAY
1 -		44.613	2:24.481	73.97	12.278	17:29:28.596
2 -	1:30.317	44.528	2:14.845	79.26	2.642	17:31:43.441
3 -	<b>1:28.751</b>	43.463	2:12.214 (2)	80.83	0.011	17:33:55.655
4 -	1:28.890	<b>43.313</b>	<b>2:12.203 (1)</b>	<b>80.84</b>		<b>17:36:07.858</b>
5 -	1:29.783	43.340	2:13.123 (3)	80.28	0.920	17:38:20.981

P6 10 F1		WEBB / HOPE		LCR SUZUKI - N W Services		
IDEAL LAP TIME : 2:11.414		BEST LAP TIME : 2:11.414		DIFFERENCE : 0.000		
LAP	SECTOR 1	SECTOR 2	LAP TIME	MPH	DIFF	TIME OF DAY
1 -		43.764	2:21.570	75.49	10.156	17:29:25.685
2 -	1:30.553	44.263	2:14.816 (3)	79.27	3.402	17:31:40.501
3 -	1:32.335	43.732	2:16.067	78.55	4.653	17:33:56.568
4 -	<b>1:28.552</b>	<b>42.862</b>	<b>2:11.414 (1)</b>	<b>81.33</b>		<b>17:36:07.982</b>
5 -	1:29.145	44.110	2:13.255 (2)	80.20	1.841	17:38:21.237

# BMCRC - MRO Championships 2023 - Rnd 7 @ Snetterton

## BMCRC-RKB F1 & F2 Sidecars

### RACE 18 - SECTOR ANALYSIS



SECTOR 1 = FL to I1, SECTOR 2 = I1 to FL, DIFF = Difference To Personal Best Lap, P = Crossed Finish Line in Pit Lane, D = Time Disallowed

P7 7 F2		PEARSON / CHILD		LCR SUZUKI 600 - CLEANKILL PEST CONTROL		
IDEAL LAP TIME : 2:11.777		BEST LAP TIME : 2:12.056		DIFFERENCE : 0.279		
LAP	SECTOR 1	SECTOR 2	LAP TIME	MPH	DIFF	TIME OF DAY
1 -		<b>43.817</b>	2:20.253	76.20	8.197	17:29:24.368
2 -	1:28.272	43.843	2:12.115 (2)	80.89	0.059	17:31:36.483
3 -	<b>1:27.960</b>	44.096	<b>2:12.056 (1)</b>	<b>80.93</b>		<b>17:33:48.539</b>
4 -	1:29.312	44.248	2:13.560 (3)	80.02	1.504	17:36:02.099
5 -	1:29.422	44.168	2:13.590	80.00	1.534	17:38:15.689

P8 83 F2		BUCHANAN / EVANS		Lumley Kawasaki - Bull Inn Racing		
IDEAL LAP TIME : 2:13.286		BEST LAP TIME : 2:13.880		DIFFERENCE : 0.594		
LAP	SECTOR 1	SECTOR 2	LAP TIME	MPH	DIFF	TIME OF DAY
1 -		<b>44.273</b>	2:23.284	74.59	9.404	17:29:27.399
2 -	1:30.487	45.056	2:15.543	78.85	1.663	17:31:42.942
3 -	1:30.624	44.303	2:14.927 (3)	79.21	1.047	17:33:57.869
4 -	<b>1:29.013</b>	44.867	<b>2:13.880 (1)</b>	<b>79.83</b>		<b>17:36:11.749</b>
5 -	1:29.646	44.882	2:14.528 (2)	79.44	0.648	17:38:26.277

P9 121 F1		LAWRENCE / HUGHES		LCR YAMAHA - highfield transport, JHM autos		
IDEAL LAP TIME : 2:15.380		BEST LAP TIME : 2:16.139		DIFFERENCE : 0.759		
LAP	SECTOR 1	SECTOR 2	LAP TIME	MPH	DIFF	TIME OF DAY
1 -		46.565	2:26.831	72.79	10.692	17:29:30.946
2 -	1:30.847	46.323	2:17.170	77.91	1.031	17:31:48.116
3 -	1:30.396	46.071	2:16.467 (3)	78.31	0.328	17:34:04.583
4 -	1:30.656	<b>45.699</b>	2:16.355 (2)	78.38	0.216	17:36:20.938
5 -	<b>1:29.681</b>	46.458	<b>2:16.139 (1)</b>	<b>78.50</b>		<b>17:38:37.077</b>

P10 46 F2		SAUNDERS / PYMM		LCR SUZUKI GSXR 600 - SDG Access		
IDEAL LAP TIME : 2:25.772		BEST LAP TIME : 2:25.772		DIFFERENCE : 0.000		
LAP	SECTOR 1	SECTOR 2	LAP TIME	MPH	DIFF	TIME OF DAY
1 -		49.537	2:36.583	68.25	10.811	17:29:40.698
2 -	<b>1:36.885</b>	<b>48.887</b>	<b>2:25.772 (1)</b>	<b>73.32</b>		<b>17:32:06.470</b>
3 -	1:36.888	49.071	2:25.959 (2)	73.22	0.187	17:34:32.429
4 -	1:38.886	49.118	2:28.004 (3)	72.21	2.232	17:37:00.433
5 -	1:37.829	52.215	2:30.044	71.23	4.272	17:39:30.477

P11 90 F2		PHILLIPS / EDWARDS		MRE F2 - The Green Dragon - Brigstock		
IDEAL LAP TIME : 2:27.181		BEST LAP TIME : 2:27.594		DIFFERENCE : 0.413		
LAP	SECTOR 1	SECTOR 2	LAP TIME	MPH	DIFF	TIME OF DAY
1 -		50.089	2:35.762	68.61	8.168	17:29:39.877
2 -	1:38.612	<b>48.982</b>	<b>2:27.594 (1)</b>	<b>72.41</b>		<b>17:32:07.471</b>
3 -	<b>1:38.199</b>	49.588	2:27.787 (2)	72.32	0.193	17:34:35.258
4 -	1:39.296	49.760	2:29.056 (3)	71.70	1.462	17:37:04.314
5 -	1:39.627	49.481	2:29.108	71.68	1.514	17:39:33.422

P12 19 F1		MACBRIDE / RESTALL		LCR YAMAHA 600 - Lifesafety Motorsport		
IDEAL LAP TIME : 2:42.399		BEST LAP TIME : 2:44.526		DIFFERENCE : 2.127		
LAP	SECTOR 1	SECTOR 2	LAP TIME	MPH	DIFF	TIME OF DAY
1 -		<b>53.582</b>	2:52.086	62.10	7.560	17:29:56.201
2 -	<b>1:48.817</b>	55.709	<b>2:44.526 (1)</b>	<b>64.96</b>		<b>17:32:40.727</b>
3 -	1:50.183	56.424	2:46.607 (2)	64.15	2.081	17:35:27.334
4 -	1:53.037	55.453	2:48.490 (3)	63.43	3.964	17:38:15.824

# BMCRC - MRO Championships 2023 - Rnd 7 @ Snetterton

## BMCRC-RKB F1 & F2 Sidecars

### RACE 18 - SECTOR ANALYSIS



SECTOR 1 = FL to I1, SECTOR 2 = I1 to FL, DIFF = Difference To Personal Best Lap, P = Crossed Finish Line in Pit Lane, D = Time Disallowed

P13 21 F2 KING / SIGSWORTH		Lumley Ireson F2 - Townsend Motors				
IDEAL LAP TIME : 2:14.606		BEST LAP TIME : 2:15.033		DIFFERENCE : 0.427		
LAP	SECTOR 1	SECTOR 2	LAP TIME	MPH	DIFF	TIME OF DAY
1 -		<b>44.329</b>	2:23.591	74.43	8.558	17:29:27.706
2 -	1:31.704	45.042	2:16.746 (2)	78.16	1.713	17:31:44.452
3 -	<b>1:30.277</b>	44.756	<b>2:15.033 (1)</b>	<b>79.15</b>		<b>17:33:59.485</b>

# BMCRC - MRO Championships 2023 - Rnd 7 @ Snetterton

## BMCRC-RKB F1 & F2 Sidecars

### RACE 18 - BEST SECTORS

SECTOR 1			SECTOR 2			IDEAL / BEST COMPARISON						
POS	NO	NAME	TIME	NO	NAME	TIME	POS	NO	NAME	IDEAL	BEST	DIFF
									<b>PERFECT LAP</b>	<b>2:03.550</b>		
1	11	GILBERT / HILDIGE	<b>1:22.677</b>	11	GILBERT / HILDIGE	<b>40.873</b>	1	11	GILBERT / HILDIGE	2:03.550	2:03.550	<b>0.000</b>
2	100	R. STEVENS / W. STEVENS	<b>1:23.533</b>	100	R. STEVENS / W. STEVENS	<b>41.323</b>	2	100	R. STEVENS / W. STE	2:04.856	2:05.166	<b>0.310</b>
3	25	MACLAURIN / HOPE	<b>1:26.134</b>	62	WRIGHT / BAILEY	<b>42.646</b>	3	25	MACLAURIN / HOPE	2:08.910	2:08.910	<b>0.000</b>
4	62	WRIGHT / BAILEY	<b>1:27.491</b>	25	MACLAURIN / HOPE	<b>42.776</b>	4	62	WRIGHT / BAILEY	2:10.137	2:10.710	<b>0.573</b>
5	7	PEARSON / CHILD	<b>1:27.960</b>	10	WEBB / HOPE	<b>42.862</b>	5	10	WEBB / HOPE	2:11.414	2:11.414	<b>0.000</b>
6	10	WEBB / HOPE	<b>1:28.552</b>	38	MOSS / GEDDES	<b>43.313</b>	6	7	PEARSON / CHILD	2:11.777	2:12.056	<b>0.279</b>
7	38	MOSS / GEDDES	<b>1:28.751</b>	7	PEARSON / CHILD	<b>43.817</b>	7	38	MOSS / GEDDES	2:12.064	2:12.203	<b>0.139</b>
8	83	BUCHANAN / EVANS	<b>1:29.013</b>	83	BUCHANAN / EVANS	<b>44.273</b>	8	83	BUCHANAN / EVANS	2:13.286	2:13.880	<b>0.594</b>
9	121	LAWRENCE / HUGHES	<b>1:29.681</b>	21	KING / SIGSWORTH	<b>44.329</b>	9	21	KING / SIGSWORTH	2:14.606	2:15.033	<b>0.427</b>
10	21	KING / SIGSWORTH	<b>1:30.277</b>	121	LAWRENCE / HUGHES	<b>45.699</b>	10	121	LAWRENCE / HUGHE	2:15.380	2:16.139	<b>0.759</b>
11	46	SAUNDERS / PYMM	<b>1:36.885</b>	46	SAUNDERS / PYMM	<b>48.887</b>	11	46	SAUNDERS / PYMM	2:25.772	2:25.772	<b>0.000</b>
12	90	PHILLIPS / EDWARDS	<b>1:38.199</b>	90	PHILLIPS / EDWARDS	<b>48.982</b>	12	90	PHILLIPS / EDWARD	2:27.181	2:27.594	<b>0.413</b>
13	19	MACBRIDE / RESTALL	<b>1:48.817</b>	19	MACBRIDE / RESTALL	<b>53.582</b>	13	19	MACBRIDE / RESTAL	2:42.399	2:44.526	<b>2.127</b>
14												
15												

# BMCRC - MRO Championships 2023 - Rnd 7 @ Snetterton

## BMCRC-RKB F1 & F2 Sidecars

### RACE 18 - STATISTICS

**Competitors Started** 15  
**Planned Start** 2023-09-02 @ 17:40:00.000  
**Actual Start** 2023-09-02 @ 17:27:04.114  
**Finish Time** 2023-09-02 @ 17:37:35.689  
**Track Length** 2.9689mi.  
**Total Laps** 62  
**Total Distance Covered** 184.0725mi.

#### Session Fastest Lap History

NO	CL	NAME	LAP TIME	TIME OF DAY	LAP	VEHICLE
100	F1	R. STEVENS / W. STEVENS	2:05.166	17:31:20.908	2	Ryde Yamaha R6
11	F1	GILBERT / HILDIGE	2:04.913	17:31:21.004	2	Ryde 1000
11	F1	GILBERT / HILDIGE	2:03.550	17:33:24.609	3	Ryde 1000

#### Session Leader History

NO	CL	NAME	FROM LAP	LAPS LED	DISTANCE	VEHICLE
100	F1	R. STEVENS / W. STEVENS	1	2	5.93 miles	Ryde Yamaha R6
11	F1	GILBERT / HILDIGE	3	3	8.90 miles	Ryde 1000

#### Flag History

TYPE	TIME OF DAY
GREEN	17:27:04.114
FINISH	17:37:35.689

#### Flag Statistics

TYPE	COUNT	TOTAL LAPS	TOTAL TIME
Green	1	5	12:35.151
Red	0	0	0.000
Safety Car	0	0	0.000
FCY	0	0	0.000



# BMCRC - MRO Championships 2023 - Rnd 7 @ Snetterton

## BMCRC-RKB F1 & F2 Sidecars

### RACE 18 - STATISTICS

CLASS : F1

9 Starters

#### Fastest Lap History

NO	NAME	LAP TIME	TIME OF DAY	LAP	VEHICLE
100	R. STEVENS / W. STEVENS	<b>2:05.166</b>	17:31:20.908	2	Ryde Yamaha R6
11	GILBERT / HILDIGE	<b>2:04.913</b>	17:31:21.004	2	Ryde 1000
11	GILBERT / HILDIGE	<b>2:03.550</b>	17:33:24.609	3	Ryde 1000

#### Leader History

NO	NAME	FROM LAP	LAPS LED	DISTANCE	VEHICLE
100	R. STEVENS / W. STEVENS	1	2	5.93 miles	Ryde Yamaha R6
11	GILBERT / HILDIGE	3	3	8.90 miles	Ryde 1000

# BMCRC - MRO Championships 2023 - Rnd 7 @ Snetterton

## BMCRC-RKB F1 & F2 Sidecars

### RACE 18 - STATISTICS

**CLASS : F2**

6 Starters

#### Fastest Lap History

NO	NAME	LAP TIME	TIME OF DAY	LAP	VEHICLE
7	PEARSON / CHILD	<b>2:12.115</b>	17:31:36.497	2	LCR SUZUKI 600
7	PEARSON / CHILD	<b>2:12.056</b>	17:33:48.553	3	LCR SUZUKI 600

#### Leader History

NO	NAME	FROM LAP	LAPS LED	DISTANCE	VEHICLE
7	PEARSON / CHILD	1	5	14.84 miles	LCR SUZUKI 600

# BMCRC - MRO Championships 2023 - Rnd 7 @ Snetterton

## BMCRC-RKB F1 & F2 Sidecars

### RACE 7 - GRID (7 Laps)



ROW 9			17	67	JEFFREY / FIELD						
ROW 8	16	113	HANDCOCK / BEVAN	15	58	L. EASTELL / M. EASTELL					
ROW 7			14	2:44.526	19	MACBRIDE / RESTALL	13	65	FAIERS / PLUCKROSE		
ROW 6			12	2:27.594	90	PHILLIPS / EDWARDS	11	2:25.772	46	SAUNDERS / PYMM	
ROW 5				2:16.139	10	121	LAWRENCE / HUGHES	9	2:15.033	21	KING / SIGSWORTH
ROW 4			8	2:13.880	83	BUCHANAN / EVANS	7	2:12.203	38	MOSS / GEDDES	
ROW 3				2:12.056	6	7	PEARSON / CHILD	5	2:11.414	10	WEBB / HOPE
ROW 2			4	2:10.710	62	WRIGHT / BAILEY	3	2:08.910	25	MACLAURIN / HOPE	
ROW 1				2:05.166	2	100	R. STEVENS / W. STEVENS	1	2:03.550	11	GILBERT / HILDIGE
<b>Pole</b>											

Snetterton 300: 2.9689 miles

These results are provisional until the conclusion of any judicial and technical matters.

Clerk Of Course :	Stewards :	Timekeeper : <i>Craig Smith</i>
-------------------	------------	------------------------------------

Results can be found at [www.tsl-timing.com](http://www.tsl-timing.com)

Printed - 17:43 Saturday, 02 September 2023



# BMCRC - MRO Championships 2023 - Rnd 7 @ Snetterton

## BMCRC-RKB F1 & F2 Sidecars

### RACE 7 - CLASSIFICATION



POS	NO	CL	PIC NAME	ENTRY	LAPS	TIME	GAP	DIFF	MPH	BEST	ON
1	100	F1	1 R. STEVENS / W. STEVENS	Ryde Yamaha R6 -	7	14:46.790			84.36	2:04.866	2
2	11	F1	2 GILBERT / HILDIGE	Ryde 1000 - West Ewell fencing	7	15:05.436	18.646	18.646	82.63	2:04.379	2
3	62	F1	3 WRIGHT / BAILEY	RYDE Yamaha - Stainless Steel Designs Ltd.	7	15:14.332	27.542	8.896	81.82	2:08.562	3
4	7	F2	1 PEARSON / CHILD	LCR SUZUKI 600 - CLEANKILL PEST CONTROL	7	15:30.784	43.994	16.452	80.38	2:09.548	7
5	38	F1	4 MOSS / GEDDES	LCR YAMAHA - LifeSafety Motorsport - CharlieMoss	7	15:33.690	46.900	2.906	80.12	2:10.637	2
6	65	F1	5 FAIERS / PLUCKROSE	Dean Ryde YAMAHA R6 - AW Racing Ltd	7	15:41.996	55.206	8.306	79.42	2:12.711	3
7	83	F2	2 BUCHANAN / EVANS	Lumley Kawasaki - Bull Inn Racing	7	15:49.559	1:02.769	7.563	78.79	2:13.242	4
8	121	F1	6 LAWRENCE / HUGHES	LCR YAMAHA - highfield transport, JHM autos	7	15:53.963	1:07.173	4.404	78.42	2:13.046	5
9	113	F2	3 HANDCOCK / BEVAN	Shelbourne F2 - r j contracting	7	16:00.470	1:13.680	6.507	77.89	2:15.149	4
10	21	F2	4 KING / SIGSWORTH	Lumley Ireson F2 - Townsend Motors	7	16:06.730	1:19.940	6.260	77.39	2:16.243	2
11	67	F1	7 JEFFREY / FIELD	Windle F1 - MJP/wesso racing	7	16:48.381	2:01.591	41.651	74.19	2:21.074	2
12	46	F2	5 SAUNDERS / PYMM	LCR SUZUKI GSXR 600 - SDG Access	7	16:49.191	2:02.401	0.810	74.13	2:20.373	5
13	90	F2	6 PHILLIPS / EDWARDS	MRE F2 - The Green Dragon - Brigstock	6	15:01.245	1 Lap	1 Lap	71.15	2:26.331	3
14	19	F1	8 MACBRIDE / RESTALL	LCR YAMAHA 600 - Lifesafety Motorsport	6	16:09.929	1 Lap	1:08.684	66.11	2:40.157	2

NOT CLASSIFIED

DNF	10	F1	WEBB / HOPE	LCR SUZUKI - N W Services	2	4:33.655	5 Laps	4 Laps	78.11	2:11.772	2
-----	----	----	-------------	---------------------------	---	----------	--------	--------	-------	----------	---

NOT STARTED

NS	25	F1	MACLAURIN / HOPE	Ars1 YAMAHA R6 - Amr							
----	----	----	------------------	----------------------	--	--	--	--	--	--	--

FASTEST LAP

11	F1	GILBERT / HILDIGE	Ryde 1000 - West Ewell fencing	2	2:04.379	85.93 mph	138.29 kph
7	F2	PEARSON / CHILD	LCR SUZUKI 600 - CLEANKILL PEST CONTROL	7	2:09.548	82.50 mph	132.77 kph

Class F1 - 92.5% of Race Speed = 78.03 mph

Class F2 - 92.5% of Race Speed = 74.35 mph

Weather / Track : Cloudy / Dry

These results are provisional until the conclusion of any judicial and technical matters.

Race Distance: 7 Laps / 20.78 miles

Snetterton 300: 2.9689 miles

Date: 03/09/2023 Start: 11:34 Finish: 11:49

Clerk Of Course :	Stewards :	Timekeeper : <i>Craig Smith</i>
-------------------	------------	------------------------------------

Results can be found at [www.tsl-timing.com](http://www.tsl-timing.com)

Printed - 11:51 Sunday, 03 September 2023



# BMCRC - MRO Championships 2023 - Rnd 7 @ Snetterton

## BMCRC-RKB F1 & F2 Sidecars

### RACE 7 - LAP CHART

#### LAP 1 @ 11:36:37.838

NO	BEHIND	LAP TIME
100		2:12.526
62	4.520	2:17.046
7	6.767	2:19.293
11	8.413	2:20.939
38	8.888	2:21.414
10	9.357	2:21.883
21	10.885	2:23.411
65	11.165	2:23.691
113	12.571	2:25.097
83	12.610	2:25.136
121	13.560	2:26.086
67	15.451	2:27.977
90	20.868	2:33.394
46	23.955	2:36.481
19	32.567	2:45.093

#### LAP 2 @ 11:38:42.704

NO	BEHIND	LAP TIME
100		2:04.866
11	7.926	2:04.379
62	10.320	2:10.666
7	14.205	2:12.304
38	14.659	2:10.637
10	16.263	2:11.772
65	19.394	2:13.095
83	22.161	2:14.417
21	22.262	2:16.243
113	23.003	2:15.298
121	24.637	2:15.943
67	31.659	2:21.074
90	42.919	2:26.917
46	44.466	2:25.377
19	1:07.858	2:40.157

#### LAP 3 @ 11:40:49.294

NO	BEHIND	LAP TIME
100		2:06.590
11	7.072	2:05.736
62	12.292	2:08.562
7	19.560	2:11.945
38	19.992	2:11.923
65	25.515	2:12.711
83	29.456	2:13.885
113	31.789	2:15.376
21	33.065	2:17.393
121	33.193	2:15.146
67	47.856	2:22.787
46	59.933	2:22.057
90	1:02.660	2:26.331
19	1:41.827	2:40.559

#### LAP 4 @ 11:42:54.468

NO	BEHIND	LAP TIME
100		2:05.174
11	9.569	2:07.671
62	16.684	2:09.566
38	26.581	2:11.763
7	28.198	2:13.812
65	33.516	2:13.175
83	37.524	2:13.242
113	41.764	2:15.149

121	43.588	2:15.569
21	44.777	2:16.886
67	1:06.260	2:23.578
46	1:15.337	2:20.578
90	1:24.380	2:26.894

#### LAP 5 @ 11:44:59.784

NO	BEHIND	LAP TIME
100		2:05.316
11	10.356	2:06.103
19	1 Lap	2:40.763
62	20.185	2:08.817
38	33.264	2:11.999
7	35.244	2:12.362
65	41.278	2:13.078
83	45.894	2:13.686
121	51.318	2:13.046
113	52.601	2:16.153
21	55.924	2:16.463
67	1:25.052	2:24.108
46	1:30.394	2:20.373
90	1:50.163	2:31.099

#### LAP 6 @ 11:47:04.864

NO	BEHIND	LAP TIME
100		2:05.080
11	13.824	2:08.548
62	25.069	2:09.964
38	41.557	2:13.373
7	41.684	2:11.520
65	49.279	2:13.081
19	1 Lap	2:42.404
83	55.175	2:14.361
121	59.736	2:13.498
113	1:03.099	2:15.578
21	1:07.962	2:17.118
67	1:44.180	2:24.208
46	1:46.534	2:21.220

#### LAP 7 @ 11:49:12.102

NO	BEHIND	LAP TIME
100		2:07.238
90	1 Lap	2:36.610
11	18.646	2:12.060
62	27.542	2:09.711
7	43.994	2:09.548
38	46.900	2:12.581
65	55.206	2:13.165
83	1:02.769	2:14.832
121	1:07.173	2:14.675
113	1:13.680	2:17.819
21	1:19.940	2:19.216
19	1 Lap	2:40.953
67	2:01.591	2:24.649
46	2:02.401	2:23.105

# BMCRC - MRO Championships 2023 - Rnd 7 @ Snetterton

## BMCRC-RKB F1 & F2 Sidecars

### RACE 7 - POSITION CHART

No	Name	Lap							
		Pos	1	2	3	4	5	6	7
11	GILBERT / HILDIGE	1	100	100	100	100	100	100	100
100	R. STEVENS / W. STEV	2	62	11	11	11	11	11	11
25	MACLAURIN / HOPE	3	7	62	62	62	62	62	62
62	WRIGHT / BAILEY	4	11	7	7	38	38	38	7
10	WEBB / HOPE	5	38	38	38	7	7	7	38
7	PEARSON / CHILD	6	10	10	65	65	65	65	65
38	MOSS / GEDDES	7	21	65	83	83	83	83	83
83	BUCHANAN / EVANS	8	65	83	113	113	121	121	121
21	KING / SIGSWORTH	9	113	21	21	121	113	113	113
121	LAWRENCE / HUGHES	10	83	113	121	21	21	21	21
46	SAUNDERS / PYMM	11	121	121	67	67	67	67	67
90	PHILLIPS / EDWARDS	12	67	67	46	46	46	46	46
65	FAIERS / PLUCKROSE	13	90	90	90	90	90	90	
19	MACBRIDE / RESTALL	14	46	46	19	19	19	19	
113	HANDCOCK / BEVAN	15	19	19					
67	JEFFREY / FIELD	16							

# BMCRC - MRO Championships 2023 - Rnd 7 @ Snetterton

## BMCRC-RKB F1 & F2 Sidecars

### RACE 7 - SECTOR ANALYSIS



SECTOR 1 = FL to I1, SECTOR 2 = I1 to FL, DIFF = Difference To Personal Best Lap, P = Crossed Finish Line in Pit Lane, D = Time Disallowed

P1 100 F1		R. STEVENS / W. STEVENS		Ryde Yamaha R6 -		
IDEAL LAP TIME : 2:04.800		BEST LAP TIME : 2:04.866		DIFFERENCE : 0.066		
LAP	SECTOR 1	SECTOR 2	LAP TIME	MPH	DIFF	TIME OF DAY
1 -		41.576	2:12.526	80.64	7.660	11:36:37.838
2 -	<b>1:23.402</b>	41.464	<b>2:04.866 (1)</b>	<b>85.59</b>		<b>11:38:42.704</b>
3 -	1:24.941	41.649	2:06.590	84.43	1.724	11:40:49.294
4 -	1:23.722	41.452	2:05.174 (3)	85.38	0.308	11:42:54.468
5 -	1:23.439	41.877	2:05.316	85.28	0.450	11:44:59.784
6 -	1:23.682	<b>41.398</b>	2:05.080 (2)	85.44	0.214	11:47:04.864
7 -	1:24.630	42.608	2:07.238	84.00	2.372	11:49:12.102

P2 11 F1		GILBERT / HILDIGE		Ryde 1000 - West Ewell fencing		
IDEAL LAP TIME : 2:04.379		BEST LAP TIME : 2:04.379		DIFFERENCE : 0.000		
LAP	SECTOR 1	SECTOR 2	LAP TIME	MPH	DIFF	TIME OF DAY
1 -		43.323	2:20.939	75.83	16.560	11:36:46.251
2 -	<b>1:23.493</b>	<b>40.886</b>	<b>2:04.379 (1)</b>	<b>85.93</b>		<b>11:38:50.630</b>
3 -	1:24.085	41.651	2:05.736 (2)	85.00	1.357	11:40:56.366
4 -	1:24.953	42.718	2:07.671	83.71	3.292	11:43:04.037
5 -	1:24.260	41.843	2:06.103 (3)	84.75	1.724	11:45:10.140
6 -	1:25.590	42.958	2:08.548	83.14	4.169	11:47:18.688
7 -	1:26.849	45.211	2:12.060	80.93	7.681	11:49:30.748

P3 62 F1		WRIGHT / BAILEY		RYDE Yamaha - Stainless Steel Designs Ltd.		
IDEAL LAP TIME : 2:08.077		BEST LAP TIME : 2:08.562		DIFFERENCE : 0.485		
LAP	SECTOR 1	SECTOR 2	LAP TIME	MPH	DIFF	TIME OF DAY
1 -		43.729	2:17.046	77.98	8.484	11:36:42.358
2 -	1:27.638	43.028	2:10.666	81.79	2.104	11:38:53.024
3 -	1:26.359	<b>42.203</b>	<b>2:08.562 (1)</b>	<b>83.13</b>		<b>11:41:01.586</b>
4 -	1:27.183	42.383	2:09.566 (3)	82.49	1.004	11:43:11.152
5 -	<b>1:25.874</b>	42.943	2:08.817 (2)	82.97	0.255	11:45:19.969
6 -	1:27.233	42.731	2:09.964	82.23	1.402	11:47:29.933
7 -	1:26.229	43.482	2:09.711	82.39	1.149	11:49:39.644

P4 7 F2		PEARSON / CHILD		LCR SUZUKI 600 - CLEANKILL PEST CONTROL		
IDEAL LAP TIME : 2:09.548		BEST LAP TIME : 2:09.548		DIFFERENCE : 0.000		
LAP	SECTOR 1	SECTOR 2	LAP TIME	MPH	DIFF	TIME OF DAY
1 -		43.924	2:19.293	76.73	9.745	11:36:44.605
2 -	1:28.588	43.716	2:12.304	80.78	2.756	11:38:56.909
3 -	1:28.350	43.595	2:11.945 (3)	81.00	2.397	11:41:08.854
4 -	1:29.098	44.714	2:13.812	79.87	4.264	11:43:22.666
5 -	1:28.676	43.686	2:12.362	80.74	2.814	11:45:35.028
6 -	1:27.668	43.852	2:11.520 (2)	81.26	1.972	11:47:46.548
7 -	<b>1:26.476</b>	<b>43.072</b>	<b>2:09.548 (1)</b>	<b>82.50</b>		<b>11:49:56.096</b>

P5 38 F1		MOSS / GEDDES		LCR YAMAHA - LifeSafety Motorsport - CharlieMossRacing		
IDEAL LAP TIME : 2:10.637		BEST LAP TIME : 2:10.637		DIFFERENCE : 0.000		
LAP	SECTOR 1	SECTOR 2	LAP TIME	MPH	DIFF	TIME OF DAY
1 -		44.298	2:21.414	75.57	10.777	11:36:46.726
2 -	<b>1:27.577</b>	<b>43.060</b>	<b>2:10.637 (1)</b>	<b>81.81</b>		<b>11:38:57.363</b>
3 -	1:28.173	43.750	2:11.923 (3)	81.01	1.286	11:41:09.286
4 -	1:28.000	43.763	2:11.763 (2)	81.11	1.126	11:43:21.049
5 -	1:27.983	44.016	2:11.999	80.97	1.362	11:45:33.048
6 -	1:28.873	44.500	2:13.373	80.13	2.736	11:47:46.421
7 -	1:28.605	43.976	2:12.581	80.61	1.944	11:49:59.002

# BMCRC - MRO Championships 2023 - Rnd 7 @ Snetterton

## BMCRC-RKB F1 & F2 Sidecars

### RACE 7 - SECTOR ANALYSIS



SECTOR 1 = FL to I1, SECTOR 2 = I1 to FL, DIFF = Difference To Personal Best Lap, P = Crossed Finish Line in Pit Lane, D = Time Disallowed

P6 65 F1 FAIERS / PLUCKROSE		Dean Ryde YAMAHA R6 - AWracing ltd				
IDEAL LAP TIME : 2:12.188		BEST LAP TIME : 2:12.711		DIFFERENCE : 0.523		
LAP	SECTOR 1	SECTOR 2	LAP TIME	MPH	DIFF	TIME OF DAY
1 -		44.829	2:23.691	74.38	10.980	11:36:49.003
2 -	1:28.873	44.222	2:13.095	80.30	0.384	11:39:02.098
3 -	<b>1:28.011</b>	44.700	<b>2:12.711 (1)</b>	<b>80.53</b>		<b>11:41:14.809</b>
4 -	1:28.669	44.506	2:13.175	80.25	0.464	11:43:27.984
5 -	1:28.364	44.714	2:13.078 (2)	80.31	0.367	11:45:41.062
6 -	1:28.904	<b>44.177</b>	2:13.081 (3)	80.31	0.370	11:47:54.143
7 -	1:28.732	44.433	2:13.165	80.26	0.454	11:50:07.308

P7 83 F2 BUCHANAN / EVANS		Lumley Kawasaki - Bull Inn Racing				
IDEAL LAP TIME : 2:13.242		BEST LAP TIME : 2:13.242		DIFFERENCE : 0.000		
LAP	SECTOR 1	SECTOR 2	LAP TIME	MPH	DIFF	TIME OF DAY
1 -		45.798	2:25.136	73.64	11.894	11:36:50.448
2 -	1:29.749	44.668	2:14.417	79.51	1.175	11:39:04.865
3 -	1:29.547	44.338	2:13.885 (3)	79.83	0.643	11:41:18.750
4 -	<b>1:29.126</b>	<b>44.116</b>	<b>2:13.242 (1)</b>	<b>80.21</b>		<b>11:43:31.992</b>
5 -	1:29.246	44.440	2:13.686 (2)	79.94	0.444	11:45:45.678
6 -	1:30.183	44.178	2:14.361	79.54	1.119	11:48:00.039
7 -	1:30.144	44.688	2:14.832	79.26	1.590	11:50:14.871

P8 121 F1 LAWRENCE / HUGHES		LCR YAMAHA - highfield transport, JHM autos				
IDEAL LAP TIME : 2:12.960		BEST LAP TIME : 2:13.046		DIFFERENCE : 0.086		
LAP	SECTOR 1	SECTOR 2	LAP TIME	MPH	DIFF	TIME OF DAY
1 -		45.668	2:26.086	73.16	13.040	11:36:51.398
2 -	1:30.403	45.540	2:15.943	78.62	2.897	11:39:07.341
3 -	1:29.425	45.721	2:15.146	79.08	2.100	11:41:22.487
4 -	1:30.185	45.384	2:15.569	78.83	2.523	11:43:38.056
5 -	1:28.481	<b>44.565</b>	<b>2:13.046 (1)</b>	<b>80.33</b>		<b>11:45:51.102</b>
6 -	<b>1:28.395</b>	45.103	2:13.498 (2)	80.06	0.452	11:48:04.600
7 -	1:29.427	45.248	2:14.675 (3)	79.36	1.629	11:50:19.275

P9 113 F2 HANDCOCK / BEVAN		Shelbourne F2 - rj contracting				
IDEAL LAP TIME : 2:14.980		BEST LAP TIME : 2:15.149		DIFFERENCE : 0.169		
LAP	SECTOR 1	SECTOR 2	LAP TIME	MPH	DIFF	TIME OF DAY
1 -		45.624	2:25.097	73.66	9.948	11:36:50.409
2 -	1:30.546	<b>44.752</b>	2:15.298 (2)	78.99	0.149	11:39:05.707
3 -	1:30.559	44.817	2:15.376 (3)	78.95	0.227	11:41:21.083
4 -	1:30.396	44.753	<b>2:15.149 (1)</b>	<b>79.08</b>		<b>11:43:36.232</b>
5 -	1:30.513	45.640	2:16.153	78.50	1.004	11:45:52.385
6 -	<b>1:30.228</b>	45.350	2:15.578	78.83	0.429	11:48:07.963
7 -	1:31.755	46.064	2:17.819	77.55	2.670	11:50:25.782

P10 21 F2 KING / SIGSWORTH		Lumley Ireson F2 - Townsend Motors				
IDEAL LAP TIME : 2:15.843		BEST LAP TIME : 2:16.243		DIFFERENCE : 0.400		
LAP	SECTOR 1	SECTOR 2	LAP TIME	MPH	DIFF	TIME OF DAY
1 -		<b>45.195</b>	2:23.411	74.52	7.168	11:36:48.723
2 -	<b>1:30.648</b>	45.595	<b>2:16.243 (1)</b>	<b>78.44</b>		<b>11:39:04.966</b>
3 -	1:31.616	45.777	2:17.393	77.79	1.150	11:41:22.359
4 -	1:31.577	45.309	2:16.886 (3)	78.08	0.643	11:43:39.245
5 -	1:30.782	45.681	2:16.463 (2)	78.32	0.220	11:45:55.708
6 -	1:30.938	46.180	2:17.118	77.94	0.875	11:48:12.826
7 -	1:32.153	47.063	2:19.216	76.77	2.973	11:50:32.042



# BMCRC - MRO Championships 2023 - Rnd 7 @ Snetterton

## BMCRC-RKB F1 & F2 Sidecars

### RACE 7 - SECTOR ANALYSIS



SECTOR 1 = FL to I1, SECTOR 2 = I1 to FL, DIFF = Difference To Personal Best Lap, P = Crossed Finish Line in Pit Lane, D = Time Disallowed

P11 67 F1		JEFFREY / FIELD		Windle F1 - MJP/wesso racing		
IDEAL LAP TIME : 2:20.669		BEST LAP TIME : 2:21.074		DIFFERENCE : 0.405		
LAP	SECTOR 1	SECTOR 2	LAP TIME	MPH	DIFF	TIME OF DAY
1 -		<b>46.536</b>	2:27.977	72.22	6.903	11:36:53.289
2 -	<b>1:34.133</b>	46.941	<b>2:21.074 (1)</b>	<b>75.76</b>		<b>11:39:14.363</b>
3 -	1:34.286	48.501	2:22.787 (2)	74.85	1.713	11:41:37.150
4 -	1:35.261	48.317	2:23.578 (3)	74.44	2.504	11:44:00.728
5 -	1:35.475	48.633	2:24.108	74.16	3.034	11:46:24.836
6 -	1:35.463	48.745	2:24.208	74.11	3.134	11:48:49.044
7 -	1:35.911	48.738	2:24.649	73.88	3.575	11:51:13.693

P12 46 F2		SAUNDERS / PYMM		LCR SUZUKI GSXR 600 - SDG Access		
IDEAL LAP TIME : 2:20.373		BEST LAP TIME : 2:20.373		DIFFERENCE : 0.000		
LAP	SECTOR 1	SECTOR 2	LAP TIME	MPH	DIFF	TIME OF DAY
1 -		53.440	2:36.481	68.30	16.108	11:37:01.793
2 -	1:35.707	49.670	2:25.377	73.51	5.004	11:39:27.170
3 -	1:34.609	47.448	2:22.057	75.23	1.684	11:41:49.227
4 -	1:33.487	47.091	2:20.578 (2)	76.02	0.205	11:44:09.805
5 -	<b>1:33.363</b>	<b>47.010</b>	<b>2:20.373 (1)</b>	<b>76.14</b>		<b>11:46:30.178</b>
6 -	1:34.093	47.127	2:21.220 (3)	75.68	0.847	11:48:51.398
7 -	1:34.028	49.077	2:23.105	74.68	2.732	11:51:14.503

P13 90 F2		PHILLIPS / EDWARDS		MRE F2 - The Green Dragon - Brigstock		
IDEAL LAP TIME : 2:26.198		BEST LAP TIME : 2:26.331		DIFFERENCE : 0.133		
LAP	SECTOR 1	SECTOR 2	LAP TIME	MPH	DIFF	TIME OF DAY
1 -		<b>48.678</b>	2:33.394	69.67	7.063	11:36:58.706
2 -	1:37.664	49.253	2:26.917 (3)	72.74	0.586	11:39:25.623
3 -	<b>1:37.520</b>	48.811	<b>2:26.331 (1)</b>	<b>73.04</b>		<b>11:41:51.954</b>
4 -	1:37.896	48.998	2:26.894 (2)	72.76	0.563	11:44:18.848
5 -	1:39.905	51.194	2:31.099	70.73	4.768	11:46:49.947
6 -	1:44.466	52.144	2:36.610	68.24	10.279	11:49:26.557

P14 19 F1		MACBRIDE / RESTALL		LCR YAMAHA 600 - Lifesafety Motorsport		
IDEAL LAP TIME : 2:38.394		BEST LAP TIME : 2:40.157		DIFFERENCE : 1.763		
LAP	SECTOR 1	SECTOR 2	LAP TIME	MPH	DIFF	TIME OF DAY
1 -		<b>53.543</b>	2:45.093	64.73	4.936	11:37:10.405
2 -	1:46.283	53.874	<b>2:40.157 (1)</b>	<b>66.73</b>		<b>11:39:50.562</b>
3 -	<b>1:44.851</b>	55.708	2:40.559 (2)	66.56	0.402	11:42:31.121
4 -	1:45.640	55.123	2:40.763 (3)	66.48	0.606	11:45:11.884
5 -	1:44.968	57.436	2:42.404	65.81	2.247	11:47:54.288
6 -	1:46.039	54.914	2:40.953	66.40	0.796	11:50:35.241

P15 10 F1		WEBB / HOPE		LCR SUZUKI - N W Services		
IDEAL LAP TIME : 2:11.772		BEST LAP TIME : 2:11.772		DIFFERENCE : 0.000		
LAP	SECTOR 1	SECTOR 2	LAP TIME	MPH	DIFF	TIME OF DAY
1 -		45.056	2:21.883	75.33	10.111	11:36:47.195
2 -	<b>1:27.948</b>	<b>43.824</b>	<b>2:11.772 (1)</b>	<b>81.11</b>		<b>11:38:58.967</b>

# BMCRC - MRO Championships 2023 - Rnd 7 @ Snetterton

## BMCRC-RKB F1 & F2 Sidecars

### RACE 7 - BEST SECTORS

SECTOR 1			SECTOR 2			IDEAL / BEST COMPARISON						
POS	NO	NAME	TIME	NO	NAME	TIME	POS	NO	NAME	IDEAL	BEST	DIFF
									<b>PERFECT LAP</b>	<b>2:04.288</b>		
1	100	R. STEVENS / W. STEVENS	<b>1:23.402</b>	11	GILBERT / HILDIGE	<b>40.886</b>	1	11	GILBERT / HILDIGE	2:04.379	2:04.379	<b>0.000</b>
2	11	GILBERT / HILDIGE	<b>1:23.493</b>	100	R. STEVENS / W. STEVENS	<b>41.398</b>	2	100	R. STEVENS / W. STE	2:04.800	2:04.866	<b>0.066</b>
3	62	WRIGHT / BAILEY	<b>1:25.874</b>	62	WRIGHT / BAILEY	<b>42.203</b>	3	62	WRIGHT / BAILEY	2:08.077	2:08.562	<b>0.485</b>
4	7	PEARSON / CHILD	<b>1:26.476</b>	38	MOSS / GEDDES	<b>43.060</b>	4	7	PEARSON / CHILD	2:09.548	2:09.548	<b>0.000</b>
5	38	MOSS / GEDDES	<b>1:27.577</b>	7	PEARSON / CHILD	<b>43.072</b>	5	38	MOSS / GEDDES	2:10.637	2:10.637	<b>0.000</b>
6	10	WEBB / HOPE	<b>1:27.948</b>	10	WEBB / HOPE	<b>43.824</b>	6	10	WEBB / HOPE	2:11.772	2:11.772	<b>0.000</b>
7	65	FAIERS / PLUCKROSE	<b>1:28.011</b>	83	BUCHANAN / EVANS	<b>44.116</b>	7	65	FAIERS / PLUCKROS	2:12.188	2:12.711	<b>0.523</b>
8	121	LAWRENCE / HUGHES	<b>1:28.395</b>	65	FAIERS / PLUCKROSE	<b>44.177</b>	8	121	LAWRENCE / HUGHE	2:12.960	2:13.046	<b>0.086</b>
9	83	BUCHANAN / EVANS	<b>1:29.126</b>	121	LAWRENCE / HUGHES	<b>44.565</b>	9	83	BUCHANAN / EVANS	2:13.242	2:13.242	<b>0.000</b>
10	113	HANDCOCK / BEVAN	<b>1:30.228</b>	113	HANDCOCK / BEVAN	<b>44.752</b>	10	113	HANDCOCK / BEVAN	2:14.980	2:15.149	<b>0.169</b>
11	21	KING / SIGSWORTH	<b>1:30.648</b>	21	KING / SIGSWORTH	<b>45.195</b>	11	21	KING / SIGSWORTH	2:15.843	2:16.243	<b>0.400</b>
12	46	SAUNDERS / PYMM	<b>1:33.363</b>	67	JEFFREY / FIELD	<b>46.536</b>	12	46	SAUNDERS / PYMM	2:20.373	2:20.373	<b>0.000</b>
13	67	JEFFREY / FIELD	<b>1:34.133</b>	46	SAUNDERS / PYMM	<b>47.010</b>	13	67	JEFFREY / FIELD	2:20.669	2:21.074	<b>0.405</b>
14	90	PHILLIPS / EDWARDS	<b>1:37.520</b>	90	PHILLIPS / EDWARDS	<b>48.678</b>	14	90	PHILLIPS / EDWARD	2:26.198	2:26.331	<b>0.133</b>
15	19	MACBRIDE / RESTALL	<b>1:44.851</b>	19	MACBRIDE / RESTALL	<b>53.543</b>	15	19	MACBRIDE / RESTAL	2:38.394	2:40.157	<b>1.763</b>

# BMCRC - MRO Championships 2023 - Rnd 7 @ Snetterton

## BMCRC-RKB F1 & F2 Sidecars

### RACE 7 - STATISTICS

**Competitors Started** 15  
**Planned Start** 2023-09-03 @ 11:25:00.000  
**Actual Start** 2023-09-03 @ 11:34:25.311  
**Finish Time** 2023-09-03 @ 11:49:12.101  
**Track Length** 2.9689mi.  
**Total Laps** 98  
**Total Distance Covered** 290.9533mi.

#### Session Fastest Lap History

NO	CL	NAME	LAP TIME	TIME OF DAY	LAP	VEHICLE
100	F1	R. STEVENS / W. STEVENS	2:04.866	11:38:42.718	2	Ryde Yamaha R6
11	F1	GILBERT / HILDIGE	2:04.379	11:38:50.649	2	Ryde 1000

#### Session Leader History

NO	CL	NAME	FROM LAP	LAPS LED	DISTANCE	VEHICLE
100	F1	R. STEVENS / W. STEVENS	1	7	20.78 miles	Ryde Yamaha R6

#### Flag History

TYPE	TIME OF DAY
GREEN	11:34:25.311
FINISH	11:49:12.101

#### Flag Statistics

TYPE	COUNT	TOTAL LAPS	TOTAL TIME
Green	1	7	16:53.268
Red	0	0	0.000
Safety Car	0	0	0.000
FCY	0	0	0.000

# BMCRC - MRO Championships 2023 - Rnd 7 @ Snetterton

## BMCRC-RKB F1 & F2 Sidecars

### RACE 7 - STATISTICS

CLASS : F1

9 Starters

#### Fastest Lap History

NO	NAME	LAP TIME	TIME OF DAY	LAP	VEHICLE
100	R. STEVENS / W. STEVENS	2:04.866	11:38:42.718	2	Ryde Yamaha R6
11	GILBERT / HILDIGE	2:04.379	11:38:50.649	2	Ryde 1000

#### Leader History

NO	NAME	FROM LAP	LAPS LED	DISTANCE	VEHICLE
100	R. STEVENS / W. STEVENS	1	7	20.78 miles	Ryde Yamaha R6

# BMCRC - MRO Championships 2023 - Rnd 7 @ Snetterton

## BMCRC-RKB F1 & F2 Sidecars

### RACE 7 - STATISTICS

CLASS : F2

6 Starters

#### Fastest Lap History

NO	NAME	LAP TIME	TIME OF DAY	LAP	VEHICLE
7	PEARSON / CHILD	<b>2:12.304</b>	11:38:56.923	2	LCR SUZUKI 600
7	PEARSON / CHILD	<b>2:11.945</b>	11:41:08.868	3	LCR SUZUKI 600
7	PEARSON / CHILD	<b>2:11.520</b>	11:47:46.562	6	LCR SUZUKI 600
7	PEARSON / CHILD	<b>2:09.548</b>	11:49:56.110	7	LCR SUZUKI 600

#### Leader History

NO	NAME	FROM LAP	LAPS LED	DISTANCE	VEHICLE
7	PEARSON / CHILD	1	7	20.78 miles	LCR SUZUKI 600

# BMCRC - MRO Championships 2023 - Rnd 7 @ Snetterton

## BMCRC-RKB F1 & F2 Sidecars

### RACE 18 - GRID (6 Laps)



ROW 9				17	58	L. EASTELL / M. EASTELL																			
ROW 8	16	25	MACLAURIN / HOPE				15	19	MACBRIDE / RESTALL	2:40.157															
ROW 7				14	90	PHILLIPS / EDWARDS	2:26.331				13	67	JEFFREY / FIELD	2:21.074											
ROW 6				12	46	SAUNDERS / PYMM	2:20.373				11	21	KING / SIGSWORTH	2:16.243											
ROW 5								10	113	HANDCOCK / BEVAN	2:15.149				9	83	BUCHANAN / EVANS	2:13.242							
ROW 4				8	121	LAWRENCE / HUGHES	2:13.046					7	65	FAIERS / PLUCKROSE	2:12.711										
ROW 3												6	10	WEBB / HOPE	2:11.772				5	38	MOSS / GEDDES	2:10.637			
ROW 2				4	7	PEARSON / CHILD	2:09.548						3	62	WRIGHT / BAILEY	2:08.562									
ROW 1															2	100	R. STEVENS / W. STEVENS	2:04.866				1	11	GILBERT / HILDIGE	2:04.379
	<b>Pole</b>																								

Snetterton 300: 2.9689 miles

These results are provisional until the conclusion of any judicial and technical matters.

Clerk Of Course :

Stewards :

Timekeeper :

*Craig Smith*

Results can be found at [www.tsl-timing.com](http://www.tsl-timing.com)

Printed - 11:52 Sunday, 03 September 2023



# BMCRC - MRO Championships 2023 - Rnd 7 @ Snetterton

## BMCRC-RKB F1 & F2 Sidecars

### RACE 18 - CLASSIFICATION



POS	NO	CL	PIC NAME	ENTRY	LAPS	TIME	GAP	DIFF	MPH	BEST	ON
1	11	F1	1 GILBERT / HILDIGE	Ryde 1000 - West Ewell fencing	6	12:49.690			83.31	2:04.003	2
2	25	F1	2 MACLAURIN / HOPE	Ars1 YAMAHA R6 - Amr	6	13:01.007	11.317	11.317	82.10	2:07.516	5
3	62	F1	3 WRIGHT / BAILEY	RYDE Yamaha - Stainless Steel Designs Ltd.	6	13:05.650	15.960	4.643	81.62	2:09.194	4
4	38	F1	4 MOSS / GEDDES	LCR YAMAHA - LifeSafety Motorsport - CharlieMoss	6	13:22.662	32.972	17.012	79.89	2:10.409	4
5	65	F1	5 FAIERS / PLUCKROSE	Dean Ryde YAMAHA R6 - AWracing ltd	6	13:23.003	33.313	0.341	79.86	2:11.154	5
6	121	F1	6 LAWRENCE / HUGHES	LCR YAMAHA - highfield transport, JHM autos	6	13:44.956	55.266	21.953	77.73	2:15.798	2
7	83	F2	1 BUCHANAN / EVANS	Lumley Kawasaki - Bull Inn Racing	6	13:45.410	55.720	0.454	77.69	2:15.152	3
8	46	F2	2 SAUNDERS / PYMM	LCR SUZUKI GSXR 600 - SDG Access	6	14:14.505	1:24.815	29.095	75.04	2:19.592	6
9	67	F1	7 JEFFREY / FIELD	Windle F1 - MJP/wesso racing	6	14:42.067	1:52.377	27.562	72.70	2:23.952	2
10	90	F2	3 PHILLIPS / EDWARDS	MRE F2 - The Green Dragon - Brigstock	6	15:06.304	2:16.614	24.237	70.75	2:29.217	6
11	19	F1	8 MACBRIDE / RESTALL	LCR YAMAHA 600 - Lifesafety Motorsport	5	13:28.041	1 Lap	1 Lap	66.13	2:37.232	2

#### NOT CLASSIFIED

DNF	7	F2	PEARSON / CHILD	LCR SUZUKI 600 - CLEANKILL PEST CONTROL	4	8:56.690	2 Laps	1 Lap	79.65	2:11.783	4
-----	---	----	-----------------	---	---	----------	--------	-------	-------	----------	---

#### NOT STARTED

NS	21	F2	KING / SIGSWORTH	Lumley Ireson F2 - Townsend Motors							
----	----	----	------------------	------------------------------------	--	--	--	--	--	--	--

#### FASTEST LAP

11	F1	GILBERT / HILDIGE	Ryde 1000 - West Ewell fencing	2	2:04.003	86.19 mph	138.71 kph
7	F2	PEARSON / CHILD	LCR SUZUKI 600 - CLEANKILL PEST CONTROL	4	2:11.783	81.10 mph	130.52 kph

Class F1 - 92.5% of Race Speed = 77.06 mph

Class F2 - 92.5% of Race Speed = 71.86 mph

Weather / Track : Sunny / Dry

These results are provisional until the conclusion of any judicial and technical matters.

Race Distance: 6 Laps / 17.81 miles

Snetterton 300: 2.9689 miles

Date: 03/09/2023 Start: 16:15 Finish: 16:28

Clerk Of Course :

Stewards :

Timekeeper :

*Craig Smith*

Results can be found at [www.tsl-timing.com](http://www.tsl-timing.com)

Printed - 16:31 Sunday, 03 September 2023



# BMCRC - MRO Championships 2023 - Rnd 7 @ Snetterton

## BMCRC-RKB F1 & F2 Sidecars

### RACE 18 - LAP CHART

#### LAP 1 @ 16:17:45.892

NO	BEHIND	LAP TIME
62		2:15.430
65	3.265	2:18.695
25	3.422	2:18.852
11	3.715	2:19.145
7	4.218	2:19.648
38	5.089	2:20.519
121	5.851	2:21.281
83	8.111	2:23.541
67	13.911	2:29.341
46	14.083	2:29.513
90	21.270	2:36.700
19	27.955	2:43.385

#### LAP 2 @ 16:19:53.610

NO	BEHIND	LAP TIME
11		2:04.003
62	3.053	2:10.771
25	4.691	2:08.987
65	9.066	2:13.519
38	9.206	2:11.835
7	9.375	2:12.875
121	13.931	2:15.798
83	15.837	2:15.444
46	27.081	2:20.716
67	30.145	2:23.952
90	43.319	2:29.767
19	57.469	2:37.232

#### LAP 3 @ 16:21:58.130

NO	BEHIND	LAP TIME
11		2:04.520
62	8.035	2:09.502
25	8.550	2:08.379
7	17.239	2:12.384
38	17.537	2:12.851
65	18.596	2:14.050
83	26.469	2:15.152
121	26.622	2:17.211
46	43.352	2:20.791
67	51.178	2:25.553
90	1:09.848	2:31.049
19	1:36.487	2:43.538

#### LAP 4 @ 16:24:05.082

NO	BEHIND	LAP TIME
11		2:06.952
25	9.366	2:07.768
62	10.277	2:09.194
38	20.994	2:10.409
7	22.070	2:11.783
65	22.804	2:11.160
83	35.137	2:15.620
121	36.712	2:17.042
46	58.458	2:22.058
67	1:09.810	2:25.584
90	1:32.301	2:29.405

#### LAP 5 @ 16:26:12.258

NO	BEHIND	LAP TIME
11		2:07.176

19	1 Lap	2:41.395
25	9.706	2:07.516
62	12.421	2:09.320
38	25.373	2:11.555
65	26.782	2:11.154
83	45.615	2:17.654
121	46.061	2:16.525
46	1:13.117	2:21.835
67	1:32.450	2:29.816
90	1:55.291	2:30.166

#### LAP 6 @ 16:28:20.152

NO	BEHIND	LAP TIME
11		2:07.894
25	11.317	2:09.505
62	15.960	2:11.433
38	32.972	2:15.493
65	33.313	2:14.425
19	1 Lap	2:42.491
121	55.266	2:17.099
83	55.720	2:17.999
46	1:24.815	2:19.592
67	1:52.377	2:27.821
90	2:16.614	2:29.217



# BMCRC - MRO Championships 2023 - Rnd 7 @ Snetterton

## BMCRC-RKB F1 & F2 Sidecars

### RACE 18 - POSITION CHART

No	Name	Lap Pos	Lap					
			1	2	3	4	5	6
11	GILBERT / HILDIGE	1	62	11	11	11	11	11
62	WRIGHT / BAILEY	2	65	62	62	25	25	25
7	PEARSON / CHILD	3	25	25	25	62	62	62
38	MOSS / GEDDES	4	11	65	7	38	38	38
65	FAIERS / PLUCKROSE	5	7	38	38	7	65	65
121	LAWRENCE / HUGHES	6	38	7	65	65	83	121
83	BUCHANAN / EVANS	7	121	121	83	83	121	83
21	KING / SIGSWORTH	8	83	83	121	121	46	46
46	SAUNDERS / PYMM	9	67	46	46	46	67	67
67	JEFFREY / FIELD	10	46	67	67	67	90	90
90	PHILLIPS / EDWARDS	11	90	90	90	90	19	
19	MACBRIDE / RESTALL	12	19	19	19	19		
25	MACLAURIN / HOPE	13						

# BMCRC - MRO Championships 2023 - Rnd 7 @ Snetterton

## BMCRC-RKB F1 & F2 Sidecars

### RACE 18 - SECTOR ANALYSIS



SECTOR 1 = FL to I1, SECTOR 2 = I1 to FL, DIFF = Difference To Personal Best Lap, P = Crossed Finish Line in Pit Lane, D = Time Disallowed

P1		11 F1		GILBERT / HILDIGE		Ryde 1000 - West Ewell fencing	
IDEAL LAP TIME : 2:03.323		BEST LAP TIME : 2:04.003		DIFFERENCE : 0.680			
LAP	SECTOR 1	SECTOR 2	LAP TIME	MPH	DIFF	TIME OF DAY	
1 -		43.229	2:19.145	76.81	15.142	16:17:49.607	
2 -	1:23.680	<b>40.323</b>	<b>2:04.003 (1)</b>	<b>86.19</b>		<b>16:19:53.610</b>	
3 -	<b>1:23.000</b>	41.520	2:04.520 (2)	85.83	0.517	16:21:58.130	
4 -	1:25.124	41.828	2:06.952 (3)	84.18	2.949	16:24:05.082	
5 -	1:25.148	42.028	2:07.176	84.04	3.173	16:26:12.258	
6 -	1:25.631	42.263	2:07.894	83.56	3.891	16:28:20.152	

P2		25 F1		MACLAURIN / HOPE		Ars1 YAMAHA R6 - Amr	
IDEAL LAP TIME : 2:07.511		BEST LAP TIME : 2:07.516		DIFFERENCE : 0.005			
LAP	SECTOR 1	SECTOR 2	LAP TIME	MPH	DIFF	TIME OF DAY	
1 -		43.858	2:18.852	76.97	11.336	16:17:49.314	
2 -	1:26.440	42.547	2:08.987	82.86	1.471	16:19:58.301	
3 -	1:25.904	42.475	2:08.379 (3)	83.25	0.863	16:22:06.680	
4 -	1:25.883	<b>41.885</b>	2:07.768 (2)	83.65	0.252	16:24:14.448	
5 -	<b>1:25.626</b>	41.890	<b>2:07.516 (1)</b>	<b>83.81</b>		<b>16:26:21.964</b>	
6 -	1:26.164	43.341	2:09.505	82.53	1.989	16:28:31.469	

P3		62 F1		WRIGHT / BAILEY		RYDE Yamaha - Stainless Steel Designs Ltd.	
IDEAL LAP TIME : 2:08.574		BEST LAP TIME : 2:09.194		DIFFERENCE : 0.620			
LAP	SECTOR 1	SECTOR 2	LAP TIME	MPH	DIFF	TIME OF DAY	
1 -		43.070	2:15.430	78.91	6.236	16:17:45.892	
2 -	1:27.899	42.872	2:10.771	81.73	1.577	16:19:56.663	
3 -	1:26.605	42.897	2:09.502 (3)	82.53	0.308	16:22:06.165	
4 -	1:27.150	<b>42.044</b>	<b>2:09.194 (1)</b>	<b>82.72</b>		<b>16:24:15.359</b>	
5 -	<b>1:26.530</b>	42.790	2:09.320 (2)	82.64	0.126	16:26:24.679	
6 -	1:27.701	43.732	2:11.433	81.31	2.239	16:28:36.112	

P4		38 F1		MOSS / GEDDES		LCR YAMAHA - LifeSafety Motorsport - CharlieMossRacing	
IDEAL LAP TIME : 2:10.409		BEST LAP TIME : 2:10.409		DIFFERENCE : 0.000			
LAP	SECTOR 1	SECTOR 2	LAP TIME	MPH	DIFF	TIME OF DAY	
1 -		44.772	2:20.519	76.06	10.110	16:17:50.981	
2 -	1:27.532	44.303	2:11.835 (3)	81.07	1.426	16:20:02.816	
3 -	1:29.402	43.449	2:12.851	80.45	2.442	16:22:15.667	
4 -	<b>1:27.521</b>	<b>42.888</b>	<b>2:10.409 (1)</b>	<b>81.95</b>		<b>16:24:26.076</b>	
5 -	1:28.208	43.347	2:11.555 (2)	81.24	1.146	16:26:37.631	
6 -	1:30.602	44.891	2:15.493	78.88	5.084	16:28:53.124	

P5		65 F1		FAIERS / PLUCKROSE		Dean Ryde YAMAHA R6 - AWracing ltd	
IDEAL LAP TIME : 2:11.057		BEST LAP TIME : 2:11.154		DIFFERENCE : 0.097			
LAP	SECTOR 1	SECTOR 2	LAP TIME	MPH	DIFF	TIME OF DAY	
1 -		44.182	2:18.695	77.06	7.541	16:17:49.157	
2 -	1:28.935	44.584	2:13.519 (3)	80.04	2.365	16:20:02.676	
3 -	1:30.346	43.704	2:14.050	79.73	2.896	16:22:16.726	
4 -	1:27.755	<b>43.405</b>	2:11.160 (2)	81.48	0.006	16:24:27.886	
5 -	<b>1:27.652</b>	43.502	<b>2:11.154 (1)</b>	<b>81.49</b>		<b>16:26:39.040</b>	
6 -	1:29.288	45.137	2:14.425	79.50	3.271	16:28:53.465	

P6		121 F1		LAWRENCE / HUGHES		LCR YAMAHA - highfield transport, JHM autos	
IDEAL LAP TIME : 2:14.637		BEST LAP TIME : 2:15.798		DIFFERENCE : 1.161			
LAP	SECTOR 1	SECTOR 2	LAP TIME	MPH	DIFF	TIME OF DAY	
1 -		<b>44.880</b>	2:21.281	75.65	5.483	16:17:51.743	
2 -	<b>1:29.757</b>	46.041	<b>2:15.798 (1)</b>	<b>78.70</b>		<b>16:20:07.541</b>	
3 -	1:30.957	46.254	2:17.211	77.89	1.413	16:22:24.752	
4 -	1:31.309	45.733	2:17.042 (3)	77.99	1.244	16:24:41.794	
5 -	1:30.044	46.481	2:16.525 (2)	78.28	0.727	16:26:58.319	
6 -	1:31.158	45.941	2:17.099	77.95	1.301	16:29:15.418	

# BMCRC - MRO Championships 2023 - Rnd 7 @ Snetterton

## BMCRC-RKB F1 & F2 Sidecars

### RACE 18 - SECTOR ANALYSIS



SECTOR 1 = FL to I1, SECTOR 2 = I1 to FL, DIFF = Difference To Personal Best Lap, P = Crossed Finish Line in Pit Lane, D = Time Disallowed

P7 83 F2		BUCHANAN / EVANS		Lumley Kawasaki - Bull Inn Racing		
IDEAL LAP TIME : 2:14.969		BEST LAP TIME : 2:15.152		DIFFERENCE : 0.183		
LAP	SECTOR 1	SECTOR 2	LAP TIME	MPH	DIFF	TIME OF DAY
1 -		45.286	2:23.541	74.45	8.389	16:17:54.003
2 -	1:30.291	45.153	2:15.444 (2)	78.91	0.292	16:20:09.447
3 -	<b>1:29.884</b>	45.268	<b>2:15.152 (1)</b>	<b>79.08</b>		<b>16:22:24.599</b>
4 -	1:30.535	<b>45.085</b>	2:15.620 (3)	78.80	0.468	16:24:40.219
5 -	1:30.839	46.815	2:17.654	77.64	2.502	16:26:57.873
6 -	1:32.730	45.269	2:17.999	77.45	2.847	16:29:15.872

P8 46 F2		SAUNDERS / PYMM		LCR SUZUKI GSXR 600 - SDG Access		
IDEAL LAP TIME : 2:19.592		BEST LAP TIME : 2:19.592		DIFFERENCE : 0.000		
LAP	SECTOR 1	SECTOR 2	LAP TIME	MPH	DIFF	TIME OF DAY
1 -		47.875	2:29.513	71.48	9.921	16:17:59.975
2 -	1:33.390	47.326	2:20.716 (2)	75.95	1.124	16:20:20.691
3 -	1:33.319	47.472	2:20.791 (3)	75.91	1.199	16:22:41.482
4 -	1:34.924	47.134	2:22.058	75.23	2.466	16:25:03.540
5 -	1:34.572	47.263	2:21.835	75.35	2.243	16:27:25.375
6 -	<b>1:32.853</b>	<b>46.739</b>	<b>2:19.592 (1)</b>	<b>76.56</b>		<b>16:29:44.967</b>

P9 67 F1		JEFFREY / FIELD		Windle F1 - MJP/wesso racing		
IDEAL LAP TIME : 2:23.952		BEST LAP TIME : 2:23.952		DIFFERENCE : 0.000		
LAP	SECTOR 1	SECTOR 2	LAP TIME	MPH	DIFF	TIME OF DAY
1 -		48.146	2:29.341	71.56	5.389	16:17:59.803
2 -	<b>1:36.276</b>	<b>47.676</b>	<b>2:23.952 (1)</b>	<b>74.24</b>		<b>16:20:23.755</b>
3 -	1:36.617	48.936	2:25.553 (2)	73.43	1.601	16:22:49.308
4 -	1:37.052	48.532	2:25.584 (3)	73.41	1.632	16:25:14.892
5 -	1:38.994	50.822	2:29.816	71.34	5.864	16:27:44.708
6 -	1:37.888	49.933	2:27.821	72.30	3.869	16:30:12.529

P10 90 F2		PHILLIPS / EDWARDS		MRE F2 - The Green Dragon - Brigstock		
IDEAL LAP TIME : 2:28.812		BEST LAP TIME : 2:29.217		DIFFERENCE : 0.405		
LAP	SECTOR 1	SECTOR 2	LAP TIME	MPH	DIFF	TIME OF DAY
1 -		<b>49.912</b>	2:36.700	68.20	7.483	16:18:07.162
2 -	1:39.748	50.019	2:29.767 (3)	71.36	0.550	16:20:36.929
3 -	1:40.552	50.497	2:31.049	70.75	1.832	16:23:07.978
4 -	1:39.423	49.982	2:29.405 (2)	71.53	0.188	16:25:37.383
5 -	1:39.109	51.057	2:30.166	71.17	0.949	16:28:07.549
6 -	<b>1:38.900</b>	50.317	<b>2:29.217 (1)</b>	<b>71.62</b>		<b>16:30:36.766</b>

P11 19 F1		MACBRIDE / RESTALL		LCR YAMAHA 600 - Lifesafety Motorsport		
IDEAL LAP TIME : 2:36.162		BEST LAP TIME : 2:37.232		DIFFERENCE : 1.070		
LAP	SECTOR 1	SECTOR 2	LAP TIME	MPH	DIFF	TIME OF DAY
1 -		<b>52.668</b>	2:43.385	65.41	6.153	16:18:13.847
2 -	<b>1:43.494</b>	53.738	<b>2:37.232 (1)</b>	<b>67.97</b>		<b>16:20:51.079</b>
3 -	1:47.525	56.013	2:43.538	65.35	6.306	16:23:34.617
4 -	1:48.550	52.845	2:41.395 (2)	66.22	4.163	16:26:16.012
5 -	1:48.465	54.026	2:42.491 (3)	65.77	5.259	16:28:58.503

P12 7 F2		PEARSON / CHILD		LCR SUZUKI 600 - CLEANKILL PEST CONTROL		
IDEAL LAP TIME : 2:11.096		BEST LAP TIME : 2:11.783		DIFFERENCE : 0.687		
LAP	SECTOR 1	SECTOR 2	LAP TIME	MPH	DIFF	TIME OF DAY
1 -		44.375	2:19.648	76.53	7.865	16:17:50.110
2 -	1:28.894	43.981	2:12.875 (3)	80.43	1.092	16:20:02.985
3 -	1:28.882	43.502	2:12.384 (2)	80.73	0.601	16:22:15.369
4 -	1:28.366	<b>43.417</b>	<b>2:11.783 (1)</b>	<b>81.10</b>		<b>16:24:27.152</b>

# BMCRC - MRO Championships 2023 - Rnd 7 @ Snetterton

## BMCRC-RKB F1 & F2 Sidecars

### RACE 18 - BEST SECTORS

SECTOR 1			SECTOR 2			IDEAL / BEST COMPARISON						
POS	NO	NAME	TIME	NO	NAME	TIME	POS	NO	NAME	IDEAL	BEST	DIFF
									<b>PERFECT LAP</b>	<b>2:03.323</b>		
1	11	GILBERT / HILDIGE	<b>1:23.000</b>	11	GILBERT / HILDIGE	<b>40.323</b>	1	11	GILBERT / HILDIGE	2:03.323	2:04.003	<b>0.680</b>
2	25	MACLAURIN / HOPE	<b>1:25.626</b>	25	MACLAURIN / HOPE	<b>41.885</b>	2	25	MACLAURIN / HOPE	2:07.511	2:07.516	<b>0.005</b>
3	62	WRIGHT / BAILEY	<b>1:26.530</b>	62	WRIGHT / BAILEY	<b>42.044</b>	3	62	WRIGHT / BAILEY	2:08.574	2:09.194	<b>0.620</b>
4	38	MOSS / GEDDES	<b>1:27.521</b>	38	MOSS / GEDDES	<b>42.888</b>	4	38	MOSS / GEDDES	2:10.409	2:10.409	<b>0.000</b>
5	65	FAIERS / PLUCKROSE	<b>1:27.652</b>	65	FAIERS / PLUCKROSE	<b>43.405</b>	5	65	FAIERS / PLUCKROSE	2:11.057	2:11.154	<b>0.097</b>
6	7	PEARSON / CHILD	<b>1:27.679</b>	7	PEARSON / CHILD	<b>43.417</b>	6	7	PEARSON / CHILD	2:11.096	2:11.783	<b>0.687</b>
7	121	LAWRENCE / HUGHES	<b>1:29.757</b>	121	LAWRENCE / HUGHES	<b>44.880</b>	7	121	LAWRENCE / HUGHE	2:14.637	2:15.798	<b>1.161</b>
8	83	BUCHANAN / EVANS	<b>1:29.884</b>	83	BUCHANAN / EVANS	<b>45.085</b>	8	83	BUCHANAN / EVANS	2:14.969	2:15.152	<b>0.183</b>
9	46	SAUNDERS / PYMM	<b>1:32.853</b>	46	SAUNDERS / PYMM	<b>46.739</b>	9	46	SAUNDERS / PYMM	2:19.592	2:19.592	<b>0.000</b>
10	67	JEFFREY / FIELD	<b>1:36.276</b>	67	JEFFREY / FIELD	<b>47.676</b>	10	67	JEFFREY / FIELD	2:23.952	2:23.952	<b>0.000</b>
11	90	PHILLIPS / EDWARDS	<b>1:38.900</b>	90	PHILLIPS / EDWARDS	<b>49.912</b>	11	90	PHILLIPS / EDWARDS	2:28.812	2:29.217	<b>0.405</b>
12	19	MACBRIDE / RESTALL	<b>1:43.494</b>	19	MACBRIDE / RESTALL	<b>52.668</b>	12	19	MACBRIDE / RESTAL	2:36.162	2:37.232	<b>1.070</b>

# BMCRC - MRO Championships 2023 - Rnd 7 @ Snetterton

## BMCRC-RKB F1 & F2 Sidecars

### RACE 18 - STATISTICS

**Competitors Started** 12  
**Planned Start** 2023-09-03 @ 16:00:00.000  
**Actual Start** 2023-09-03 @ 16:15:30.461  
**Finish Time** 2023-09-03 @ 16:28:20.151  
**Track Length** 2.9689mi.  
**Total Laps** 69  
**Total Distance Covered** 204.8548mi.

#### Session Fastest Lap History

NO	CL	NAME	LAP TIME	TIME OF DAY	LAP	VEHICLE
11	F1	GILBERT / HILDIGE	2:04.003	16:19:53.629	2	Ryde 1000

#### Session Leader History

NO	CL	NAME	FROM LAP	LAPS LED	DISTANCE	VEHICLE
62	F1	WRIGHT / BAILEY	1	1	2.96 miles	RYDE Yamaha
11	F1	GILBERT / HILDIGE	2	5	14.84 miles	Ryde 1000

#### Flag History

TYPE	TIME OF DAY
GREEN	16:15:30.461
FINISH	16:28:20.151

#### Flag Statistics

TYPE	COUNT	TOTAL LAPS	TOTAL TIME
Green	1	6	15:08.774
Red	0	0	0.000
Safety Car	0	0	0.000
FCY	0	0	0.000

# BMCRC - MRO Championships 2023 - Rnd 7 @ Snetterton

## BMCRC-RKB F1 & F2 Sidecars

### RACE 18 - STATISTICS

**CLASS : F1**

8 Starters

#### Fastest Lap History

NO	NAME	LAP TIME	TIME OF DAY	LAP	VEHICLE
11	GILBERT / HILDIGE	<b>2:04.003</b>	16:19:53.629	2	Ryde 1000

#### Leader History

NO	NAME	FROM LAP	LAPS LED	DISTANCE	VEHICLE
62	WRIGHT / BAILEY	1	1	2.96 miles	RYDE Yamaha
11	GILBERT / HILDIGE	2	5	14.84 miles	Ryde 1000

# BMCRC - MRO Championships 2023 - Rnd 7 @ Snetterton

## BMCRC-RKB F1 & F2 Sidecars

### RACE 18 - STATISTICS

**CLASS : F2**

4 Starters

#### Fastest Lap History

NO	NAME	LAP TIME	TIME OF DAY	LAP	VEHICLE
7	PEARSON / CHILD	<b>2:12.875</b>	16:20:02.999	2	LCR SUZUKI 600
7	PEARSON / CHILD	<b>2:12.384</b>	16:22:15.383	3	LCR SUZUKI 600
7	PEARSON / CHILD	<b>2:11.783</b>	16:24:27.166	4	LCR SUZUKI 600

#### Leader History

NO	NAME	FROM LAP	LAPS LED	DISTANCE	VEHICLE
7	PEARSON / CHILD	1	4	11.87 miles	LCR SUZUKI 600
83	BUCHANAN / EVANS	5	2	5.93 miles	Lumley Kawasaki



# BMCRC THUNDERBIKE EXTREME & ULTRA

Supported by Steve Jordan Motorcycles  
& TBR Performance



BMCRC-MRO Championships - Round 7  
Snetterton 300  
2<sup>nd</sup> / 3<sup>rd</sup> September 2023



Timing & Results Provided by Timing Solutions Ltd

[www.tsl-timing.com](http://www.tsl-timing.com)

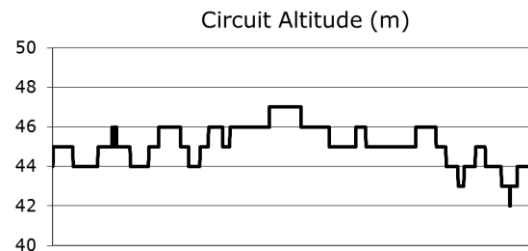
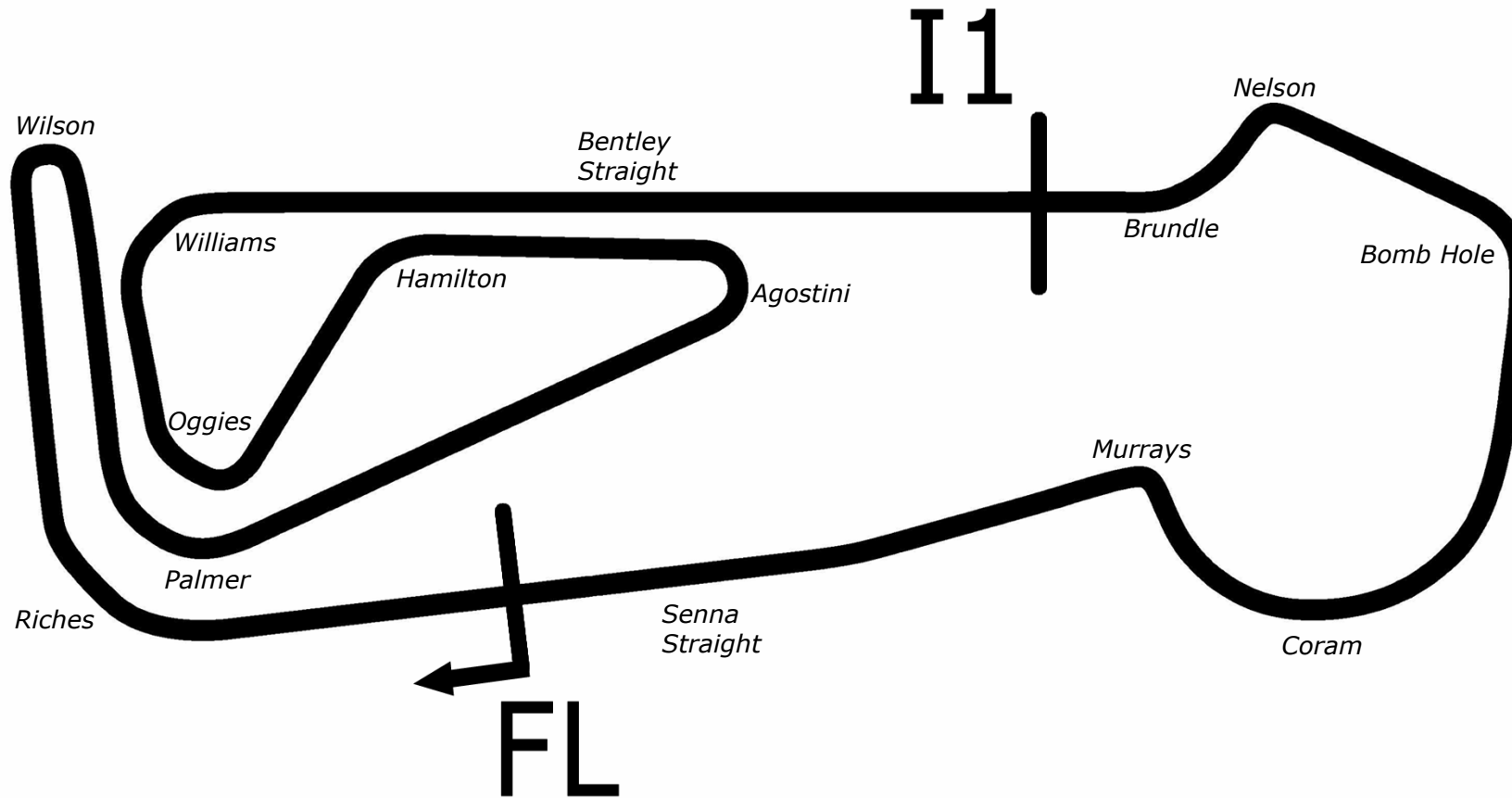


# Snetterton 300



SPORTS TIMING

TIMING SOLUTIONS LTD



Length	2.9689 miles	4778.0 m	
FL		52.46340 N	0.94476 E
I1	3198m	52.46617 N	0.94964 E
Pit Entry	4572m	52.46364 N	0.94774 E
Pit Exit	40m after FL	52.46338 N	0.94420 E
Pit Entry-Pit Exit	246m, 17.7s @50kph, 14.7s @60kph		

All results available at [www.tsl-timing.com](http://www.tsl-timing.com)

# BMCRC - MRO Championships 2023 - Rnd 7 @ Snetterton

## BMCRC Thunderbike Sport & BMCRC SuperTwins / Thunderbike Extreme

### QUALIFYING - CLASSIFICATION

POS	NO	CL	PIC NAME	ENTRY	TIME	ON	LAPS	GAP	DIFF	MPH
1	78	U	1 Jamie THOMAS	Suzuki GSXR 1000 - Team RubyRacing DART Motors	2:03.494	3	5			86.54
2	1		1 Jeremy HILL	Yamaha R6 - Silver Arrows Racing / LT-Info.com	2:03.911	3	3	0.417	0.417	86.25
3	52	E	1 Barry MANTELL	Honda 929 FIREBLADE - Swedish car connection	2:04.594	5	5	1.100	0.683	85.78
4	69		2 Tony RUSSO	Yamaha R6 - Wymark Lubricants	2:04.771	5	5	1.277	0.177	85.66
5	97		3 Alex MANN	Honda CBR600RR - Michael Jones Jeweller, Esprit C	2:05.219	5	5	1.725	0.448	85.35
6	129	E	2 Derek CRIPPS	Yamaha R1 - Team FBR	2:05.750	5	5	2.256	0.531	84.99
7	118	E	3 Darren CORKETT	Suzuki GSXR 600 - Jackson & Phillips	2:06.208	4	5	2.714	0.458	84.68
8	17	SUP	1 Tommy DOWNES	Yamaha R7 -	2:06.363	2	5	2.869	0.155	84.58
9	151*		4 Andrew DENYER	Yamaha OW01 - me	2:07.112	5	5	3.618	0.749	84.08
10	48		5 Shaun WALLIS	Yamaha R6 - MBC Despatch Racing	2:07.383	5	5	3.889	0.271	83.90
11	81		6 Malvern MAY	Honda CBR600RR - IMP racing	2:08.473	5	5	4.979	1.090	83.19
12	43		7 Colin WALKEY	Kawasaki ZX6R G2 - ELP Racing	2:08.683	3	5	5.189	0.210	83.05
13	77		8 David MAY	Suzuki GSXR600 - Orchard cooling/ team Silver Arrow	2:09.385	2	5	5.891	0.702	82.60
14	6	E	4 Andrew FIRTH	Yamaha YZF-R1 - LTRmotorcycles.co.uk / Palmer Ra	2:09.535	5	5	6.041	0.150	82.51
15	58	SUP	2 Michael ALLEN	Kawasaki ER6 -	2:09.907	4	5	6.413	0.372	82.27
16	744	E	5 Gary ANDERSON	Honda 954RR - A&M MOT Services. Guildford	2:10.580	4	4	7.086	0.673	81.85
17	166		9 Nik BAKER	Suzuki SV650 - K66, DMR customs	2:11.234	3	5	7.740	0.654	81.44
18	606	R	1 Jake ANDERTON	Honda CBR600RR - CurrentElec Racing	2:11.316	2	5	7.822	0.082	81.39
19	99		10 Lee BELLOTTI	Kawasaki ZX6R - Linda Bellotti (MuM), Indeco UK, Mai	2:11.459	5	5	7.965	0.143	81.30
20	89	R	2 Marco STRILLOZZI	Yamaha R6 - KLUAPP.COM	2:12.821	4	5	9.327	1.362	80.46
21	71	R	3 James ROBINSON	Yamaha R6 - DUKE Distribution Ltd	2:13.282	5	5	9.788	0.461	80.19
22	68		11 Mark HILL	Ducati S2R - Mhp exhausts	2:15.904	2	2	12.410	2.622	78.64
23	67	R	4 Simon HARVEY	Suzuki SV650 -	2:16.209	5	5	12.715	0.305	78.46
24	27	R	5 Jack BETTIS	Suzuki SV650 - NB Toolmaking	2:16.265	5	5	12.771	0.056	78.43
25	7	R	6 Darren TAYLOR	Kawasaki ZX6R -	2:16.626	3	4	13.132	0.361	78.22
26	44	SUP	3 Tony PARKER	Kawasaki ER650RR - insta/youtube 44notpol	2:17.104	4	5	13.610	0.478	77.95
27	66		12 Mark SMITH	Yamaha R6 - IMP RACING	2:17.455	5	5	13.961	0.351	77.75
28	40	SUP	4 Simon WILKINSON	Suzuki SV650 - S P Wilkinson Engineering Ltd	2:17.693	3	5	14.199	0.238	77.62
29	994	R	7 Adrian HOWARD	Suzuki GSXR 600 - Geary Roofing & Building Services	2:17.817	3	5	14.323	0.124	77.55
30	212	E	6 Martin BRADER	Aprilia RSVR - Infinity PM	2:18.092	4	4	14.598	0.275	77.39
31	74	SUP	5 Daniel BLACK	Suzuki SV650 - DAD	2:18.566	2	4	15.072	0.474	77.13
32	137	R	8 Colin MCPHERSON	Yamaha R6 -	2:19.450	2	4	15.956	0.884	76.64
33	26	SUP	6 Piers DARBY	Suzuki SV650 - Darby Racing	2:19.740	3	4	16.246	0.290	76.48
34	13		13 Jack WOLFF	Yamaha R6 - Nym Technologies Racing	2:20.472	2	4	16.978	0.732	76.08
35	51		14 Paul BEESLEY	Yamaha R6 -	2:20.664	2	4	17.170	0.192	75.98
36	110	R	9 Michael CRUMPTON	Honda CBR600RR -	2:22.529	3	4	19.035	1.865	74.98
37	78		15 Tim FRAMPTON	Suzuki SV650 - K66	2:22.739	4	4	19.245	0.210	74.87
38	689		16 David TREVEIL	Yamaha YZF-R6 -	2:23.487	4	4	19.993	0.748	74.48
39	114		17 Richard BATE	Suzuki GSXR750 - TEAM PSR	2:23.848	4	4	20.354	0.361	74.30

\* Bike 151 - Please fit a working transponder

Weather / Track : Cloudy / Drying

These results are provisional until the conclusion of any judicial and technical matters.

Snetterton 300: 2.9689 miles

Date: 02/09/2023 Start: 09:47 Finish: 09:57

Clerk Of Course :	Stewards :	Timekeeper : <i>Craig Smith</i>
-------------------	------------	------------------------------------

Results can be found at [www.tsl-timing.com](http://www.tsl-timing.com)

Printed - 10:00 Saturday, 02 September 2023



# BMCRC - MRO Championships 2023 - Rnd 7 @ Snetterton

## BMCRC Thunderbike Sport & BMCRC SuperTwins / Thunderbike Extreme

### QUALIFYING - SECTOR ANALYSIS



SECTOR 1 = FL to I1, SECTOR 2 = I1 to FL, DIFF = Difference To Personal Best Lap, P = Crossed Finish Line in Pit Lane, D = Time Disallowed

P1 78		Jamie THOMAS		Suzuki GSXR 1000 - Team RubyRacing DART Motorsport			
IDEAL LAP TIME : 2:03.494		BEST LAP TIME : 2:03.494		DIFFERENCE : 0.000			
LAP	SECTOR 1	SECTOR 2	LAP TIME	MPH	DIFF	TIME OF DAY	
1 -	1:25.950	41.736	2:07.686	83.70	4.192	09:49:22.949	
2 -	1:22.854	41.231	2:04.085 (2)	86.13	0.591	09:51:27.034	
3 -	<b>1:22.617</b>	<b>40.877</b>	<b>2:03.494 (1)</b>	<b>86.54</b>		<b>09:53:30.528</b>	
4 -	1:23.229	41.122	2:04.351 (3)	85.95	0.857	09:55:34.879	
5 -	1:23.125	42.281	2:05.406	85.22	1.912	09:57:40.285	

P2 1		Jeremy HILL		Yamaha R6 - Silver Arrows Racing / LT-Info.com			
IDEAL LAP TIME : 2:03.757		BEST LAP TIME : 2:03.911		DIFFERENCE : 0.154			
LAP	SECTOR 1	SECTOR 2	LAP TIME	MPH	DIFF	TIME OF DAY	
1 -	1:27.026	41.946	2:08.972 (3)	82.87	5.061	09:49:23.075	
2 -	1:23.624	<b>40.993</b>	2:04.617 (2)	85.76	0.706	09:51:27.692	
3 -	<b>1:22.764</b>	41.147	<b>2:03.911 (1)</b>	<b>86.25</b>		<b>09:53:31.603</b>	

P3 52 E		Barry MANTELL		Honda 929 FIREBLADE - Swedish car connection			
IDEAL LAP TIME : 2:04.359		BEST LAP TIME : 2:04.594		DIFFERENCE : 0.235			
LAP	SECTOR 1	SECTOR 2	LAP TIME	MPH	DIFF	TIME OF DAY	
1 -	1:32.755	43.877	2:16.632	78.22	12.038	09:49:34.081	
2 -	1:26.200	42.596	2:08.796	82.98	4.202	09:51:42.877	
3 -	1:25.393	<b>41.417</b>	2:06.810 (3)	84.28	2.216	09:53:49.687	
4 -	1:23.118	41.668	2:04.786 (2)	85.65	0.192	09:55:54.473	
5 -	<b>1:22.942</b>	41.652	<b>2:04.594 (1)</b>	<b>85.78</b>		<b>09:57:59.067</b>	

P4 69		Tony RUSSO		Yamaha R6 - Wymark Lubricants			
IDEAL LAP TIME : 2:04.549		BEST LAP TIME : 2:04.771		DIFFERENCE : 0.222			
LAP	SECTOR 1	SECTOR 2	LAP TIME	MPH	DIFF	TIME OF DAY	
1 -	1:33.381	43.893	2:17.274	77.85	12.503	09:49:33.760	
2 -	1:26.023	42.345	2:08.368	83.26	3.597	09:51:42.128	
3 -	1:24.363	41.693	2:06.056 (3)	84.78	1.285	09:53:48.184	
4 -	1:23.885	<b>41.667</b>	2:05.552 (2)	85.12	0.781	09:55:53.736	
5 -	<b>1:22.882</b>	41.889	<b>2:04.771 (1)</b>	<b>85.66</b>		<b>09:57:58.507</b>	

P5 97		Alex MANN		Honda CBR600RR - Michael Jones Jeweller, Esprit Group, Carl			
IDEAL LAP TIME : 2:05.219		BEST LAP TIME : 2:05.219		DIFFERENCE : 0.000			
LAP	SECTOR 1	SECTOR 2	LAP TIME	MPH	DIFF	TIME OF DAY	
1 -	1:30.268	43.870	2:14.138	79.67	8.919	09:49:28.865	
2 -	1:25.168	42.089	2:07.257	83.98	2.038	09:51:36.122	
3 -	1:24.726	41.912	2:06.638 (3)	84.39	1.419	09:53:42.760	
4 -	1:23.742	41.876	2:05.618 (2)	85.08	0.399	09:55:48.378	
5 -	<b>1:23.684</b>	<b>41.535</b>	<b>2:05.219 (1)</b>	<b>85.35</b>		<b>09:57:53.597</b>	

P6 129 E		Derek CRIPPS		Yamaha R1 - Team FBR			
IDEAL LAP TIME : 2:05.618		BEST LAP TIME : 2:05.750		DIFFERENCE : 0.132			
LAP	SECTOR 1	SECTOR 2	LAP TIME	MPH	DIFF	TIME OF DAY	
1 -	1:36.053	45.658	2:21.711	75.42	15.961	09:49:41.532	
2 -	1:28.250	42.665	2:10.915	81.64	5.165	09:51:52.447	
3 -	1:24.234	42.550	2:06.784 (2)	84.30	1.034	09:53:59.231	
4 -	1:25.170	<b>42.034</b>	2:07.204 (3)	84.02	1.454	09:56:06.435	
5 -	<b>1:23.584</b>	42.166	<b>2:05.750 (1)</b>	<b>84.99</b>		<b>09:58:12.185</b>	

# BMCRC - MRO Championships 2023 - Rnd 7 @ Snetterton

## BMCRC Thunderbike Sport & BMCRC SuperTwins / Thunderbike Extreme

### QUALIFYING - SECTOR ANALYSIS



SECTOR 1 = FL to I1, SECTOR 2 = I1 to FL, DIFF = Difference To Personal Best Lap, P = Crossed Finish Line in Pit Lane, D = Time Disallowed

P7 118 E		Darren CORKETT		Suzuki GSXR 600 - Jackson & Phillips		
IDEAL LAP TIME : 2:06.208		BEST LAP TIME : 2:06.208		DIFFERENCE : 0.000		
LAP	SECTOR 1	SECTOR 2	LAP TIME	MPH	DIFF	TIME OF DAY
1 -	1:32.773	43.731	2:16.504	78.29	10.296	09:49:34.296
2 -	1:26.343	42.806	2:09.149	82.75	2.941	09:51:43.445
3 -	1:25.781	43.340	2:09.121 (3)	82.77	2.913	09:53:52.566
4 -	<b>1:23.719</b>	<b>42.489</b>	<b>2:06.208 (1)</b>	<b>84.68</b>		<b>09:55:58.774</b>
5 -	1:23.833	42.617	2:06.450 (2)	84.52	0.242	09:58:05.224

P8 17 SUP		Tommy DOWNES		Yamaha R7 -		
IDEAL LAP TIME : 2:06.363		BEST LAP TIME : 2:06.363		DIFFERENCE : 0.000		
LAP	SECTOR 1	SECTOR 2	LAP TIME	MPH	DIFF	TIME OF DAY
1 -	1:26.807	42.084	2:08.891	82.92	2.528	09:49:23.019
2 -	<b>1:24.768</b>	<b>41.595</b>	<b>2:06.363 (1)</b>	<b>84.58</b>		<b>09:51:29.382</b>
3 -	1:24.875	42.155	2:07.030	84.13	0.667	09:53:36.412
4 -	1:24.959	41.949	2:06.908 (3)	84.21	0.545	09:55:43.320
5 -	1:25.009	41.847	2:06.856 (2)	84.25	0.493	09:57:50.176

P9 151		Andrew DENYER		Yamaha OW01 - me		
IDEAL LAP TIME :		BEST LAP TIME : 2:07.112		DIFFERENCE :		
LAP	SECTOR 1	SECTOR 2	LAP TIME	MPH	DIFF	TIME OF DAY
1 -			2:23.606	74.42	16.494	09:50:03.015
2 -			2:11.053	81.55	3.941	09:52:14.068
3 -			2:09.469 (3)	82.55	2.357	09:54:23.537
4 -			2:09.176 (2)	82.74	2.064	09:56:32.713
5 -			<b>2:07.112 (1)</b>	<b>84.08</b>		<b>09:58:39.825</b>

P10 48		Shaun WALLIS		Yamaha R6 - MBC Despatch Racing		
IDEAL LAP TIME : 2:07.383		BEST LAP TIME : 2:07.383		DIFFERENCE : 0.000		
LAP	SECTOR 1	SECTOR 2	LAP TIME	MPH	DIFF	TIME OF DAY
1 -	1:37.599	44.761	2:22.360	75.07	14.977	09:49:42.482
2 -	1:26.029	43.381	2:09.410	82.59	2.027	09:51:51.892
3 -	1:25.104	43.701	2:08.805 (3)	82.97	1.422	09:54:00.697
4 -	1:25.311	43.273	2:08.584 (2)	83.12	1.201	09:56:09.281
5 -	<b>1:24.631</b>	<b>42.752</b>	<b>2:07.383 (1)</b>	<b>83.90</b>		<b>09:58:16.664</b>

P11 81		Malvern MAY		Honda CBR600RR - IMP racing		
IDEAL LAP TIME : 2:08.014		BEST LAP TIME : 2:08.473		DIFFERENCE : 0.459		
LAP	SECTOR 1	SECTOR 2	LAP TIME	MPH	DIFF	TIME OF DAY
1 -	1:33.732	46.354	2:20.086	76.29	11.613	09:49:39.997
2 -	1:28.293	44.528	2:12.821	80.46	4.348	09:51:52.818
3 -	1:26.255	<b>42.664</b>	2:08.919 (2)	82.90	0.446	09:54:01.737
4 -	1:25.930	43.455	2:09.385 (3)	82.60	0.912	09:56:11.122
5 -	<b>1:25.350</b>	43.123	<b>2:08.473 (1)</b>	<b>83.19</b>		<b>09:58:19.595</b>

P12 43		Colin WALKEY		Kawasaki ZX6R G2 - ELP Racing		
IDEAL LAP TIME : 2:08.683		BEST LAP TIME : 2:08.683		DIFFERENCE : 0.000		
LAP	SECTOR 1	SECTOR 2	LAP TIME	MPH	DIFF	TIME OF DAY
1 -	1:32.812	44.171	2:16.983	78.02	8.300	09:49:35.135
2 -	1:26.671	42.768	2:09.439 (2)	82.57	0.756	09:51:44.574
3 -	<b>1:26.086</b>	<b>42.597</b>	<b>2:08.683 (1)</b>	<b>83.05</b>		<b>09:53:53.257</b>
4 -	1:27.572	42.948	2:10.520	81.88	1.837	09:56:03.777
5 -	1:26.617	43.049	2:09.666 (3)	82.42	0.983	09:58:13.443

# BMCRC - MRO Championships 2023 - Rnd 7 @ Snetterton

## BMCRC Thunderbike Sport & BMCRC SuperTwins / Thunderbike Extreme

### QUALIFYING - SECTOR ANALYSIS



SECTOR 1 = FL to I1, SECTOR 2 = I1 to FL, DIFF = Difference To Personal Best Lap, P = Crossed Finish Line in Pit Lane, D = Time Disallowed

P13 77		David MAY		Suzuki GSXR600 - Orchard cooling/ team Silver Arrows			
IDEAL LAP TIME : 2:08.981		BEST LAP TIME : 2:09.385		DIFFERENCE : 0.404			
LAP	SECTOR 1	SECTOR 2	LAP TIME	MPH	DIFF	TIME OF DAY	
1 -	1:31.948	44.318	2:16.266	78.43	6.881	09:49:33.981	
2 -	<b>1:26.443</b>	42.942	<b>2:09.385 (1)</b>	<b>82.60</b>		<b>09:51:43.366</b>	
3 -	1:27.476	<b>42.538</b>	2:10.014 (3)	82.20	0.629	09:53:53.380	
4 -	1:26.959	43.116	2:10.075	82.16	0.690	09:56:03.455	
5 -	1:26.638	42.923	2:09.561 (2)	82.49	0.176	09:58:13.016	

P14 6 E		Andrew FIRTH		Yamaha YZF-R1 - LTRmotorcycles.co.uk / Palmer Race Skool /			
IDEAL LAP TIME : 2:08.839		BEST LAP TIME : 2:09.535		DIFFERENCE : 0.696			
LAP	SECTOR 1	SECTOR 2	LAP TIME	MPH	DIFF	TIME OF DAY	
1 -	1:32.033	44.198	2:16.231	78.45	6.696	09:49:33.155	
2 -	1:26.145	43.409	2:09.554 (2)	82.49	0.019	09:51:42.709	
3 -	1:26.303	44.167	2:10.470	81.91	0.935	09:53:53.179	
4 -	1:27.013	<b>42.791</b>	2:09.804 (3)	82.34	0.269	09:56:02.983	
5 -	<b>1:26.048</b>	43.487	<b>2:09.535 (1)</b>	<b>82.51</b>		<b>09:58:12.518</b>	

P15 58 SUP		Michael ALLEN		Kawasaki ER6 -			
IDEAL LAP TIME : 2:09.636		BEST LAP TIME : 2:09.907		DIFFERENCE : 0.271			
LAP	SECTOR 1	SECTOR 2	LAP TIME	MPH	DIFF	TIME OF DAY	
1 -	1:29.924	44.521	2:14.445	79.49	4.538	09:49:41.005	
2 -	1:26.883	43.780	2:10.663 (2)	81.79	0.756	09:51:51.668	
3 -	1:27.368	43.451	2:10.819	81.70	0.912	09:54:02.487	
4 -	1:26.842	<b>43.065</b>	<b>2:09.907 (1)</b>	<b>82.27</b>		<b>09:56:12.394</b>	
5 -	<b>1:26.571</b>	44.175	2:10.746 (3)	81.74	0.839	09:58:23.140	

P16 744 E		Gary ANDERSON		Honda 954RR - A&M MOT Services. Guildford			
IDEAL LAP TIME : 2:10.580		BEST LAP TIME : 2:10.580		DIFFERENCE : 0.000			
LAP	SECTOR 1	SECTOR 2	LAP TIME	MPH	DIFF	TIME OF DAY	
1 -	1:34.314	45.330	2:19.644	76.53	9.064	09:49:38.404	
2 -	1:27.015	43.917	2:10.932 (3)	81.63	0.352	09:51:49.336	
3 -	1:27.092	43.716	2:10.808 (2)	81.70	0.228	09:54:00.144	
4 -	<b>1:26.950</b>	<b>43.630</b>	<b>2:10.580 (1)</b>	<b>81.85</b>		<b>09:56:10.724</b>	

P17 166		Nik BAKER		Suzuki SV650 - K66, DMR customs			
IDEAL LAP TIME : 2:11.234		BEST LAP TIME : 2:11.234		DIFFERENCE : 0.000			
LAP	SECTOR 1	SECTOR 2	LAP TIME	MPH	DIFF	TIME OF DAY	
1 -	1:35.358	44.851	2:20.209	76.22	8.975	09:49:49.333	
2 -	1:28.828	43.610	2:12.438 (2)	80.70	1.204	09:52:01.771	
3 -	<b>1:27.948</b>	<b>43.286</b>	<b>2:11.234 (1)</b>	<b>81.44</b>		<b>09:54:13.005</b>	
4 -	1:30.372	47.389	2:17.761	77.58	6.527	09:56:30.766	
5 -	1:28.909	45.600	2:14.509 (3)	79.45	3.275	09:58:45.275	

P18 606 R		Jake ANDERTON		Honda CBR600RR - CurrentElec Racing			
IDEAL LAP TIME : 2:10.764		BEST LAP TIME : 2:11.316		DIFFERENCE : 0.552			
LAP	SECTOR 1	SECTOR 2	LAP TIME	MPH	DIFF	TIME OF DAY	
1 -	1:30.539	44.178	2:14.717	79.33	3.401	09:49:30.275	
2 -	1:27.406	43.910	<b>2:11.316 (1)</b>	<b>81.39</b>		<b>09:51:41.591</b>	
3 -	<b>1:26.971</b>	49.271	2:16.242	78.44	4.926	09:53:57.833	
4 -	1:28.103	<b>43.793</b>	2:11.896 (2)	81.03	0.580	09:56:09.729	
5 -	1:28.536	44.111	2:12.647 (3)	80.57	1.331	09:58:22.376	

# BMCRC - MRO Championships 2023 - Rnd 7 @ Snetterton

## BMCRC Thunderbike Sport & BMCRC SuperTwins / Thunderbike Extreme

### QUALIFYING - SECTOR ANALYSIS



SECTOR 1 = FL to I1, SECTOR 2 = I1 to FL, DIFF = Difference To Personal Best Lap, P = Crossed Finish Line in Pit Lane, D = Time Disallowed

P19 99		Lee BELLOTTI		Kawasaki ZX6R - Linda Bellotti (MuM), Indeco UK, MarBel Trans			
IDEAL LAP TIME : 2:11.459		BEST LAP TIME : 2:11.459		DIFFERENCE : 0.000			
LAP	SECTOR 1	SECTOR 2	LAP TIME	MPH	DIFF	TIME OF DAY	
1 -	1:36.867	45.177	2:22.044	75.24	10.585	09:49:44.300	
2 -	1:28.584	44.021	2:12.605 (3)	80.60	1.146	09:51:56.905	
3 -	1:28.481	45.291	2:13.772	79.89	2.313	09:54:10.677	
4 -	1:27.989	44.088	2:12.077 (2)	80.92	0.618	09:56:22.754	
5 -	<b>1:27.666</b>	<b>43.793</b>	<b>2:11.459 (1)</b>	<b>81.30</b>		<b>09:58:34.213</b>	

P20 89 R		Marco STRILLOZZI		Yamaha R6 - KLUAPP.COM			
IDEAL LAP TIME : 2:12.273		BEST LAP TIME : 2:12.821		DIFFERENCE : 0.548			
LAP	SECTOR 1	SECTOR 2	LAP TIME	MPH	DIFF	TIME OF DAY	
1 -	1:33.963	56.067	2:30.030	71.23	17.209	09:49:52.006	
2 -	1:29.199	45.295	2:14.494	79.46	1.673	09:52:06.500	
3 -	1:28.377	44.957	2:13.334 (3)	80.16	0.513	09:54:19.834	
4 -	<b>1:27.901</b>	44.920	<b>2:12.821 (1)</b>	<b>80.46</b>		<b>09:56:32.655</b>	
5 -	1:28.658	<b>44.372</b>	2:13.030 (2)	80.34	0.209	09:58:45.685	

P21 71 R		James ROBINSON		Yamaha R6 - DUKE Distribution Ltd			
IDEAL LAP TIME : 2:13.282		BEST LAP TIME : 2:13.282		DIFFERENCE : 0.000			
LAP	SECTOR 1	SECTOR 2	LAP TIME	MPH	DIFF	TIME OF DAY	
1 -	1:36.101	45.542	2:21.643	75.45	8.361	09:49:40.121	
2 -	1:30.134	44.893	2:15.027 (2)	79.15	1.745	09:51:55.148	
3 -	1:29.681	45.657	2:15.338 (3)	78.97	2.056	09:54:10.486	
4 -	1:30.683	44.672	2:15.355	78.96	2.073	09:56:25.841	
5 -	<b>1:28.952</b>	<b>44.330</b>	<b>2:13.282 (1)</b>	<b>80.19</b>		<b>09:58:39.123</b>	

P22 68		Mark HILL		Ducati S2R - Mhp exhausts			
IDEAL LAP TIME : 2:15.904		BEST LAP TIME : 2:15.904		DIFFERENCE : 0.000			
LAP	SECTOR 1	SECTOR 2	LAP TIME	MPH	DIFF	TIME OF DAY	
1 -	1:40.277	47.002	2:27.279 (2)	72.57	11.375	09:49:58.887	
2 -	<b>1:30.267</b>	<b>45.637</b>	<b>2:15.904 (1)</b>	<b>78.64</b>		<b>09:52:14.791</b>	

P23 67 R		Simon HARVEY		Suzuki SV650 -			
IDEAL LAP TIME : 2:16.209		BEST LAP TIME : 2:16.209		DIFFERENCE : 0.000			
LAP	SECTOR 1	SECTOR 2	LAP TIME	MPH	DIFF	TIME OF DAY	
1 -	1:43.745	48.380	2:32.125	70.25	15.916	09:50:05.099	
2 -	1:33.663	45.838	2:19.501	76.61	3.292	09:52:24.600	
3 -	1:33.075	45.868	2:18.943 (3)	76.92	2.734	09:54:43.543	
4 -	1:33.094	45.728	2:18.822 (2)	76.99	2.613	09:57:02.365	
5 -	<b>1:31.199</b>	<b>45.010</b>	<b>2:16.209 (1)</b>	<b>78.46</b>		<b>09:59:18.574</b>	

P24 27 R		Jack BETTIS		Suzuki SV650 - NB Toolmaking			
IDEAL LAP TIME : 2:15.990		BEST LAP TIME : 2:16.265		DIFFERENCE : 0.275			
LAP	SECTOR 1	SECTOR 2	LAP TIME	MPH	DIFF	TIME OF DAY	
1 -	1:44.031	49.119	2:33.150	69.78	16.885	09:50:05.450	
2 -	1:33.646	46.190	2:19.836	76.43	3.571	09:52:25.286	
3 -	1:33.201	<b>45.632</b>	2:18.833 (3)	76.98	2.568	09:54:44.119	
4 -	1:32.295	45.830	2:18.125 (2)	77.37	1.860	09:57:02.244	
5 -	<b>1:30.358</b>	45.907	<b>2:16.265 (1)</b>	<b>78.43</b>		<b>09:59:18.509</b>	

# BMCRC - MRO Championships 2023 - Rnd 7 @ Snetterton

## BMCRC Thunderbike Sport & BMCRC SuperTwins / Thunderbike Extreme

### QUALIFYING - SECTOR ANALYSIS



SECTOR 1 = FL to I1, SECTOR 2 = I1 to FL, DIFF = Difference To Personal Best Lap, P = Crossed Finish Line in Pit Lane, D = Time Disallowed

P25		7 R		Darren TAYLOR		Kawasaki ZX6R -	
IDEAL LAP TIME : 2:16.626		BEST LAP TIME : 2:16.626		DIFFERENCE : 0.000			
LAP	SECTOR 1	SECTOR 2	LAP TIME	MPH	DIFF	TIME OF DAY	
1 -	1:46.661	51.707	2:38.368	67.48	21.742	09:50:11.833	
2 -	1:42.017	46.405	2:28.422 (3)	72.01	11.796	09:52:40.255	
3 -	<b>1:30.761</b>	<b>45.865</b>	<b>2:16.626 (1)</b>	<b>78.22</b>		<b>09:54:56.881</b>	
4 -	1:31.270	45.982	2:17.252 (2)	77.87	0.626	09:57:14.133	

P26		44 SUP		Tony PARKER		Kawasaki ER650RR - insta/youtube 44notpol	
IDEAL LAP TIME : 2:16.967		BEST LAP TIME : 2:17.104		DIFFERENCE : 0.137			
LAP	SECTOR 1	SECTOR 2	LAP TIME	MPH	DIFF	TIME OF DAY	
1 -	1:39.572	46.751	2:26.323	73.04	9.219	09:49:56.612	
2 -	1:32.004	45.926	2:17.930 (3)	77.48	0.826	09:52:14.542	
3 -	1:37.763	45.964	2:23.727	74.36	6.623	09:54:38.269	
4 -	<b>1:31.659</b>	45.445	<b>2:17.104 (1)</b>	<b>77.95</b>		<b>09:56:55.373</b>	
5 -	1:32.052	<b>45.308</b>	2:17.360 (2)	77.81	0.256	09:59:12.733	

P27		66		Mark SMITH		Yamaha R6 - IMP RACING	
IDEAL LAP TIME : 2:17.297		BEST LAP TIME : 2:17.455		DIFFERENCE : 0.158			
LAP	SECTOR 1	SECTOR 2	LAP TIME	MPH	DIFF	TIME OF DAY	
1 -	1:38.896	46.880	2:25.776	73.31	8.321	09:49:55.178	
2 -	1:32.203	46.333	2:18.536	77.15	1.081	09:52:13.714	
3 -	<b>1:31.990</b>	45.859	2:17.849 (2)	77.53	0.394	09:54:31.563	
4 -	1:32.294	45.665	2:17.959 (3)	77.47	0.504	09:56:49.522	
5 -	1:32.148	<b>45.307</b>	<b>2:17.455 (1)</b>	<b>77.75</b>		<b>09:59:06.977</b>	

P28		40 SUP		Simon WILKINSON		Suzuki SV650 - S P Wilkinson Engineering Ltd	
IDEAL LAP TIME : 2:17.544		BEST LAP TIME : 2:17.693		DIFFERENCE : 0.149			
LAP	SECTOR 1	SECTOR 2	LAP TIME	MPH	DIFF	TIME OF DAY	
1 -	1:37.957	47.466	2:25.423	73.49	7.730	09:49:46.540	
2 -	1:31.383	<b>46.365</b>	2:17.748 (2)	77.59	0.055	09:52:04.288	
3 -	<b>1:31.179</b>	46.514	<b>2:17.693 (1)</b>	<b>77.62</b>		<b>09:54:21.981</b>	
4 -	1:32.877	46.893	2:19.770	76.46	2.077	09:56:41.751	
5 -	1:31.769	46.370	2:18.139 (3)	77.37	0.446	09:58:59.890	

P29		994 R		Adrian HOWARD		Suzuki GSXR 600 - Geary Roofing & Building Services	
IDEAL LAP TIME : 2:16.783		BEST LAP TIME : 2:17.817		DIFFERENCE : 1.034			
LAP	SECTOR 1	SECTOR 2	LAP TIME	MPH	DIFF	TIME OF DAY	
1 -	1:38.031	47.160	2:25.191	73.61	7.374	09:49:54.972	
2 -	1:32.178	<b>45.835</b>	2:18.013 (2)	77.44	0.196	09:52:12.985	
3 -	<b>1:30.948</b>	46.869	<b>2:17.817 (1)</b>	<b>77.55</b>		<b>09:54:30.802</b>	
4 -	1:33.391	46.424	2:19.815 (3)	76.44	1.998	09:56:50.617	
5 -	1:33.889	47.197	2:21.086	75.75	3.269	09:59:11.703	

P30		212 E		Martin BRADER		Aprilia RSVR - Infinity PM	
IDEAL LAP TIME : 2:18.092		BEST LAP TIME : 2:18.092		DIFFERENCE : 0.000			
LAP	SECTOR 1	SECTOR 2	LAP TIME	MPH	DIFF	TIME OF DAY	
1 -	1:44.541	48.672	2:33.213	69.75	15.121	09:50:07.859	
2 -	1:34.684	46.819	2:21.503 (3)	75.53	3.411	09:52:29.362	
3 -	1:33.854	46.024	2:19.878 (2)	76.41	1.786	09:54:49.240	
4 -	<b>1:32.612</b>	<b>45.480</b>	<b>2:18.092 (1)</b>	<b>77.39</b>		<b>09:57:07.332</b>	

# BMCRC - MRO Championships 2023 - Rnd 7 @ Snetterton

## BMCRC Thunderbike Sport & BMCRC SuperTwins / Thunderbike Extreme

### QUALIFYING - SECTOR ANALYSIS



SECTOR 1 = FL to I1, SECTOR 2 = I1 to FL, DIFF = Difference To Personal Best Lap, P = Crossed Finish Line in Pit Lane, D = Time Disallowed

P31 74 SUP Daniel BLACK		Suzuki SV650 - DAD				
IDEAL LAP TIME : 2:18.566		BEST LAP TIME : 2:18.566		DIFFERENCE : 0.000		
LAP	SECTOR 1	SECTOR 2	LAP TIME	MPH	DIFF	TIME OF DAY
1 -	1:42.215	48.772	2:30.987	70.78	12.421	09:50:07.619
2 -	<b>1:32.906</b>	<b>45.660</b>	<b>2:18.566 (1)</b>	<b>77.13</b>		<b>09:52:26.185</b>
3 -	1:35.015	45.916	2:20.931 (2)	75.83	2.365	09:54:47.116
4 -	1:36.905	47.072	2:23.977 (3)	74.23	5.411	09:57:11.093

P32 137 R Colin MCPHERSON		Yamaha R6 -				
IDEAL LAP TIME : 2:19.342		BEST LAP TIME : 2:19.450		DIFFERENCE : 0.108		
LAP	SECTOR 1	SECTOR 2	LAP TIME	MPH	DIFF	TIME OF DAY
1 -	1:44.106	49.378	2:33.484	69.63	14.034	09:50:07.789
2 -	<b>1:32.778</b>	46.672	<b>2:19.450 (1)</b>	<b>76.64</b>		<b>09:52:27.239</b>
3 -	1:34.278	<b>46.564</b>	2:20.842 (2)	75.88	1.392	09:54:48.081
4 -	1:34.891	47.155	2:22.046 (3)	75.24	2.596	09:57:10.127

P33 26 SUP Piers DARBY		Suzuki SV650 - Darby Racing				
IDEAL LAP TIME : 2:19.740		BEST LAP TIME : 2:19.740		DIFFERENCE : 0.000		
LAP	SECTOR 1	SECTOR 2	LAP TIME	MPH	DIFF	TIME OF DAY
1 -	1:43.895	50.180	2:34.075	69.36	14.335	09:50:10.825
2 -	1:33.985	46.946	2:20.931 (2)	75.83	1.191	09:52:31.756
3 -	<b>1:33.057</b>	<b>46.683</b>	<b>2:19.740 (1)</b>	<b>76.48</b>		<b>09:54:51.496</b>
4 -	1:35.954	48.990	2:24.944 (3)	73.73	5.204	09:57:16.440

P34 13 Jack WOLFF		Yamaha R6 - Nym Technologies Racing				
IDEAL LAP TIME : 2:19.885		BEST LAP TIME : 2:20.472		DIFFERENCE : 0.587		
LAP	SECTOR 1	SECTOR 2	LAP TIME	MPH	DIFF	TIME OF DAY
1 -	1:42.003	48.593	2:30.596	70.97	10.124	09:50:03.794
2 -	<b>1:32.895</b>	47.577	<b>2:20.472 (1)</b>	<b>76.08</b>		<b>09:52:24.266</b>
3 -	1:34.855	47.844	2:22.699 (2)	74.89	2.227	09:54:46.965
4 -	1:35.740	<b>46.990</b>	2:22.730 (3)	74.88	2.258	09:57:09.695

P35 51 Paul BEESLEY		Yamaha R6 -				
IDEAL LAP TIME : 2:20.664		BEST LAP TIME : 2:20.664		DIFFERENCE : 0.000		
LAP	SECTOR 1	SECTOR 2	LAP TIME	MPH	DIFF	TIME OF DAY
1 -	1:42.200	48.833	2:31.033	70.76	10.369	09:50:02.861
2 -	<b>1:33.742</b>	<b>46.922</b>	<b>2:20.664 (1)</b>	<b>75.98</b>		<b>09:52:23.525</b>
3 -	1:34.889	48.147	2:23.036 (2)	74.72	2.372	09:54:46.561
4 -	1:35.805	48.349	2:24.154 (3)	74.14	3.490	09:57:10.715

P36 110 R Michael CRUMPTON		Honda CBR600RR -				
IDEAL LAP TIME : 2:22.529		BEST LAP TIME : 2:22.529		DIFFERENCE : 0.000		
LAP	SECTOR 1	SECTOR 2	LAP TIME	MPH	DIFF	TIME OF DAY
1 -	1:43.564	49.185	2:32.749	69.97	10.220	09:50:03.778
2 -	1:36.918	47.894	2:24.812 (3)	73.80	2.283	09:52:28.590
3 -	<b>1:35.121</b>	<b>47.408</b>	<b>2:22.529 (1)</b>	<b>74.98</b>		<b>09:54:51.119</b>
4 -	1:35.533	48.525	2:24.058 (2)	74.19	1.529	09:57:15.177

P37 78 Tim FRAMPTON		Suzuki SV650 - K66				
IDEAL LAP TIME : 2:22.532		BEST LAP TIME : 2:22.739		DIFFERENCE : 0.207		
LAP	SECTOR 1	SECTOR 2	LAP TIME	MPH	DIFF	TIME OF DAY
1 -	1:44.319	54.175	2:38.494	67.43	15.755	09:50:10.232
2 -	1:35.872	47.647	2:23.519 (2)	74.47	0.780	09:52:33.751
3 -	1:36.424	<b>47.536</b>	2:23.960 (3)	74.24	1.221	09:54:57.711
4 -	<b>1:34.996</b>	47.743	<b>2:22.739 (1)</b>	<b>74.87</b>		<b>09:57:20.450</b>



# BMCRC - MRO Championships 2023 - Rnd 7 @ Snetterton

## BMCRC Thunderbike Sport & BMCRC SuperTwins / Thunderbike Extreme

### QUALIFYING - SECTOR ANALYSIS



SECTOR 1 = FL to I1, SECTOR 2 = I1 to FL, DIFF = Difference To Personal Best Lap, P = Crossed Finish Line in Pit Lane, D = Time Disallowed

<b>P38 689</b>		<b>David TREVEIL</b>		Yamaha YZF-R6 -			
IDEAL LAP TIME : 2:23.487		BEST LAP TIME : 2:23.487		DIFFERENCE : 0.000			
LAP	SECTOR 1	SECTOR 2	LAP TIME	MPH	DIFF	TIME OF DAY	
1 -	1:50.088	54.186	2:44.274	65.06	20.787	09:50:25.982	
2 -	1:37.379	49.752	2:27.131 (3)	72.64	3.644	09:52:53.113	
3 -	1:37.083	49.098	2:26.181 (2)	73.11	2.694	09:55:19.294	
4 -	<b>1:34.643</b>	<b>48.844</b>	<b>2:23.487 (1)</b>	<b>74.48</b>		<b>09:57:42.781</b>	

<b>P39 114</b>		<b>Richard BATE</b>		Suzuki GSXR750 - TEAM PSR			
IDEAL LAP TIME : 2:23.715		BEST LAP TIME : 2:23.848		DIFFERENCE : 0.133			
LAP	SECTOR 1	SECTOR 2	LAP TIME	MPH	DIFF	TIME OF DAY	
1 -	1:45.285	50.537	2:35.822	68.59	11.974	09:50:15.652	
2 -	1:38.129	<b>48.273</b>	2:26.402 (3)	73.00	2.554	09:52:42.054	
3 -	1:36.496	48.960	2:25.456 (2)	73.47	1.608	09:55:07.510	
4 -	<b>1:35.442</b>	48.406	<b>2:23.848 (1)</b>	<b>74.30</b>		<b>09:57:31.358</b>	

# BMCRC - MRO Championships 2023 - Rnd 7 @ Snetterton

## BMCRC Thunderbike Sport & BMCRC SuperTwins / Thunderbike Extreme

### QUALIFYING - BEST SECTORS

SECTOR 1			SECTOR 2			IDEAL / BEST COMPARISON						
POS	NO	NAME	TIME	NO	NAME	TIME	POS	NO	NAME	IDEAL	BEST	DIFF
									<b>PERFECT LAP</b>	<b>2:03.494</b>		
1	78	THOMAS	1:22.617	78	THOMAS	40.877	1	78	THOMAS	2:03.494	2:03.494	0.000
2	1	HILL	1:22.764	1	HILL	40.993	2	1	HILL	2:03.757	2:03.911	0.154
3	69	RUSSO	1:22.882	52	MANTELL	41.417	3	52	MANTELL	2:04.359	2:04.594	0.235
4	52	MANTELL	1:22.942	97	MANN	41.535	4	69	RUSSO	2:04.549	2:04.771	0.222
5	129	CRIPPS	1:23.584	17	DOWNES	41.595	5	97	MANN	2:05.219	2:05.219	0.000
6	97	MANN	1:23.684	69	RUSSO	41.667	6	129	CRIPPS	2:05.618	2:05.750	0.132
7	118	CORKETT	1:23.719	129	CRIPPS	42.034	7	118	CORKETT	2:06.208	2:06.208	0.000
8	48	WALLIS	1:24.631	118	CORKETT	42.489	8	17	DOWNES	2:06.363	2:06.363	0.000
9	17	DOWNES	1:24.768	77	MAY	42.538	9	48	WALLIS	2:07.383	2:07.383	0.000
10	81	MAY	1:25.350	43	WALKEY	42.597	10	81	MAY	2:08.014	2:08.473	0.459
11	6	FIRTH	1:26.048	81	MAY	42.664	11	43	WALKEY	2:08.683	2:08.683	0.000
12	43	WALKEY	1:26.086	48	WALLIS	42.752	12	6	FIRTH	2:08.839	2:09.535	0.696
13	77	MAY	1:26.443	6	FIRTH	42.791	13	77	MAY	2:08.981	2:09.385	0.404
14	58	ALLEN	1:26.571	58	ALLEN	43.065	14	58	ALLEN	2:09.636	2:09.907	0.271
15	744	ANDERSON	1:26.950	166	BAKER	43.286	15	744	ANDERSON	2:10.580	2:10.580	0.000
16	606	ANDERTON	1:26.971	744	ANDERSON	43.630	16	606	ANDERTON	2:10.764	2:11.316	0.552
17	99	BELLOTTI	1:27.666	606	ANDERTON	43.793	17	166	BAKER	2:11.234	2:11.234	0.000
18	89	STRILLOZZI	1:27.901	99	BELLOTTI	43.793	18	99	BELLOTTI	2:11.459	2:11.459	0.000
19	166	BAKER	1:27.948	71	ROBINSON	44.330	19	89	STRILLOZZI	2:12.273	2:12.821	0.548
20	71	ROBINSON	1:28.952	89	STRILLOZZI	44.372	20	71	ROBINSON	2:13.282	2:13.282	0.000
21	68	HILL	1:30.267	67	HARVEY	45.010	21	68	HILL	2:15.904	2:15.904	0.000
22	27	BETTIS	1:30.358	66	SMITH	45.307	22	27	BETTIS	2:15.990	2:16.265	0.275
23	7	TAYLOR	1:30.761	44	PARKER	45.308	23	67	HARVEY	2:16.209	2:16.209	0.000
24	994	HOWARD	1:30.948	212	BRADER	45.480	24	7	TAYLOR	2:16.626	2:16.626	0.000
25	40	WILKINSON	1:31.179	27	BETTIS	45.632	25	994	HOWARD	2:16.783	2:17.817	1.034
26	67	HARVEY	1:31.199	68	HILL	45.637	26	44	PARKER	2:16.967	2:17.104	0.137
27	44	PARKER	1:31.659	74	BLACK	45.660	27	66	SMITH	2:17.297	2:17.455	0.158
28	66	SMITH	1:31.990	994	HOWARD	45.835	28	40	WILKINSON	2:17.544	2:17.693	0.149
29	212	BRADER	1:32.612	7	TAYLOR	45.865	29	212	BRADER	2:18.092	2:18.092	0.000
30	137	MCPHERSON	1:32.778	40	WILKINSON	46.365	30	74	BLACK	2:18.566	2:18.566	0.000
31	13	WOLFF	1:32.895	137	MCPHERSON	46.564	31	137	MCPHERSON	2:19.342	2:19.450	0.108
32	74	BLACK	1:32.906	26	DARBY	46.683	32	26	DARBY	2:19.740	2:19.740	0.000
33	26	DARBY	1:33.057	51	BEESLEY	46.922	33	13	WOLFF	2:19.885	2:20.472	0.587
34	51	BEESLEY	1:33.742	13	WOLFF	46.990	34	51	BEESLEY	2:20.664	2:20.664	0.000
35	689	TREVEIL	1:34.643	110	CRUMPTON	47.408	35	110	CRUMPTON	2:22.529	2:22.529	0.000
36	78	FRAMPTON	1:34.996	78	FRAMPTON	47.536	36	78	FRAMPTON	2:22.532	2:22.739	0.207
37	110	CRUMPTON	1:35.121	114	BATE	48.273	37	689	TREVEIL	2:23.487	2:23.487	0.000
38	114	BATE	1:35.442	689	TREVEIL	48.844	38	114	BATE	2:23.715	2:23.848	0.133
39							39	151	DENYER		2:07.112	

# BMCRC - MRO Championships 2023 - Rnd 7 @ Snetterton

## BMCRC Thunderbike Sport & BMCRC SuperTwins / Thunderbike Extreme

### QUALIFYING - STATISTICS

**Competitors Started** 39  
**Planned Start** 2023-09-02 @ 09:39:00.000  
**Actual Start** 2023-09-02 @ 09:47:05.508  
**Finish Time** 2023-09-02 @ 09:57:07.331  
**Track Length** 2.9689mi.  
**Total Laps** 178  
**Total Distance Covered** 528.4662mi.

### Session Fastest Lap History

NO	CL	NAME	LAP TIME	TIME OF DAY	LAP	VEHICLE
78		Jamie THOMAS	<b>2:07.686</b>	09:49:22.973	1	Suzuki GSXR 1000
78		Jamie THOMAS	<b>2:04.085</b>	09:51:27.058	2	Suzuki GSXR 1000
78		Jamie THOMAS	<b>2:03.494</b>	09:53:30.552	3	Suzuki GSXR 1000

### Flag History

TYPE	TIME OF DAY
GREEN	09:47:05.508
FINISH	09:57:07.331

### Flag Statistics

TYPE	COUNT	TOTAL LAPS	TOTAL TIME
Green	1	5	12:29.351
Red	0	0	0.000
Safety Car	0	0	0.000
FCY	0	0	0.000

# BMCRC - MRO Championships 2023 - Rnd 7 @ Snetterton

## BMCRC Thunderbike Sport & BMCRC SuperTwins / Thunderbike Extreme

### QUALIFYING - STATISTICS

CLASS :

17 Starters

#### Fastest Lap History

NO	NAME	LAP TIME	TIME OF DAY	LAP	VEHICLE
1	Jeremy HILL	<b>2:08.972</b>	09:49:23.078	1	Yamaha R6
1	Jeremy HILL	<b>2:04.617</b>	09:51:27.693	2	Yamaha R6
1	Jeremy HILL	<b>2:03.911</b>	09:53:31.607	3	Yamaha R6

# BMCRC - MRO Championships 2023 - Rnd 7 @ Snetterton

## BMCRC Thunderbike Sport & BMCRC SuperTwins / Thunderbike Extreme

### QUALIFYING - STATISTICS

CLASS : R

9 Starters

#### Fastest Lap History

NO	NAME	LAP TIME	TIME OF DAY	LAP	VEHICLE
606	Jake ANDERTON	2:14.717	09:49:30.293	1	Honda CBR600RR
606	Jake ANDERTON	2:11.316	09:51:41.609	2	Honda CBR600RR

# BMCRC - MRO Championships 2023 - Rnd 7 @ Snetterton

## BMCRC Thunderbike Sport & BMCRC SuperTwins / Thunderbike Extreme

### QUALIFYING - STATISTICS

CLASS : SUP

6 Starters

#### Fastest Lap History

NO	NAME	LAP TIME	TIME OF DAY	LAP	VEHICLE
17	Tommy DOWNES	<b>2:08.891</b>	09:49:23.019	1	Yamaha R7
17	Tommy DOWNES	<b>2:06.363</b>	09:51:29.402	2	Yamaha R7

# BMCRC - MRO Championships 2023 - Rnd 7 @ Snetterton

## BMCRC Thunderbike Sport & BMCRC SuperTwins / Thunderbike Extreme

### QUALIFYING - STATISTICS

CLASS : E

6 Starters

#### Fastest Lap History

NO	NAME	LAP TIME	TIME OF DAY	LAP	VEHICLE
6	Andrew FIRTH	<b>2:16.231</b>	09:49:33.163	1	Yamaha YZF-R1
6	Andrew FIRTH	<b>2:09.554</b>	09:51:42.716	2	Yamaha YZF-R1
52	Barry MANTELL	<b>2:08.796</b>	09:51:42.888	2	Honda 929 FIREBLADE
52	Barry MANTELL	<b>2:06.810</b>	09:53:49.695	3	Honda 929 FIREBLADE
129	Derek CRIPPS	<b>2:06.784</b>	09:53:59.248	3	Yamaha R1
52	Barry MANTELL	<b>2:04.786</b>	09:55:54.477	4	Honda 929 FIREBLADE
52	Barry MANTELL	<b>2:04.594</b>	09:57:59.077	5	Honda 929 FIREBLADE

# BMCRC - MRO Championships 2023 - Rnd 7 @ Snetterton

## BMCRC Thunderbike Sport & BMCRC SuperTwins / Thunderbike Extreme

### QUALIFYING - STATISTICS

CLASS : U

1 Starters

#### Fastest Lap History

NO	NAME	LAP TIME	TIME OF DAY	LAP	VEHICLE
78	Jamie THOMAS	<b>2:07.686</b>	09:49:22.973	1	Suzuki GSXR 1000
78	Jamie THOMAS	<b>2:04.085</b>	09:51:27.058	2	Suzuki GSXR 1000
78	Jamie THOMAS	<b>2:03.494</b>	09:53:30.552	3	Suzuki GSXR 1000





# BMCRC - MRO Championships 2023 - Rnd 7 @ Snetterton

## Reactive Parts MRO Powerbike inc Clubman 1000 / Thunderbike Ultra



### QUALIFYING - CLASSIFICATION

POS	NO	CL	PIC NAME	ENTRY	TIME	ON	LAPS	GAP	DIFF	MPH
1	26		1 Josh WAINWRIGHT	Honda CBR1000 - JW MOT Centre	1:55.185	4	5			92.79
2	48		2 Nicky WILSON	Suzuki GSXR 1000 - Demon GP/Haslemere Motorcycl	1:57.191	5	5	2.006	2.006	91.20
3	29		3 Paul GALLINGTON	Honda CBR1000 - More moto	1:58.127	4	5	2.942	0.936	90.47
4	2		4 Peter BAKER	Kawasaki ZX10R - TJ & Peter Baker M/C	1:58.398	5	5	3.213	0.271	90.27
5	37	C	1 Clayton GROVER	Yamaha R1 - Grover stunts	1:58.706	6	6	3.521	0.308	90.03
6	79		5 Jason BURRILL	BMW M1000RR -	1:59.727	5	6	4.542	1.021	89.27
7	224	C	2 Lee HEALEY	Suzuki GSXR 1000R - Wilvin UK Ltd / Uniq3 Projects L	1:59.773	4	6	4.588	0.046	89.23
8	800	U	1 Morgan CREASEY	Suzuki GSXR 1000 K7 - Warics Ltd	1:59.912	5	6	4.727	0.139	89.13
9	60		6 Jack YOUNGE	Kawasaki ZX10R - Chase Timber products	2:01.701	5	6	6.516	1.789	87.82
10	77*	C	3 Thomas BENSTED	Yamaha R1 - Significant Debt Racing	2:01.829	2	2	6.644	0.128	87.73
11	30	C	4 Alex PENRICE	Yamaha R1 - AP Motorcycles	2:02.219	4	6	7.034	0.390	87.45
12	15	C	5 Duncan BEDWELL	Kawasaki ZX10R - Connected to homes LTD	2:02.459	5	5	7.274	0.240	87.27
13	5	U	2 Stacey KILLWORTH	Suzuki GSXR 1000 - Greenplant/Everns	2:02.481	4	4	7.296	0.022	87.26
14	188		7 Dawid KRAWIECKI	Yamaha R1 - Code Blue LTD & D A East Electrical	2:02.576	5	5	7.391	0.095	87.19
15	100	C	6 Antony HUNTER	Kawasaki ZX10R - Uncletoms motoring centre	2:02.719	5	5	7.534	0.143	87.09
16	63*		8 Matthew WREN	Suzuki GSXR - TBR performance	2:03.293	5	5	8.108	0.574	86.68
17	22		9 Phil ROOKE	Kawasaki ZX10RR - Fly a spitfire biggin hill	2:03.442	6	6	8.257	0.149	86.58
18	78	C	7 Jamie THOMAS	Suzuki GSXR 1000 - Team RubyRacing DART Motors	2:03.828	6	6	8.643	0.386	86.31
19	10	C	8 Daniel MERCER	Honda CBR1000RR - Merc&Co Racing	2:04.392	5	5	9.207	0.564	85.92
20	91	C	9 Chris TAYLOR	BMW S1000RR - Cam Civils and Landscaping LTD	2:04.729	5	5	9.544	0.337	85.69
21	19	U	3 Tyler DONOVAN	Kawasaki ZX10R - Tinder Corp	2:04.860	5	5	9.675	0.131	85.60
22	102	U	4 James FEARN	Suzuki GSXR1000 - Mark Wilby plumbing	2:05.206	5	5	10.021	0.346	85.36
23	58	U	5 Michael ALLEN	Kawasaki ZX10R -	2:05.226	6	6	10.041	0.020	85.35
24	39		10 Austen WEBSTER	Kawasaki ZX10R - Ace Motorcycles	2:05.456	6	6	10.271	0.230	85.19
25	229	C	10 David JAMES	Yamaha R1 -	2:06.419	6	6	11.234	0.963	84.54
26	4	U	6 Hayden KILLWORTH	Kawasaki ZX10R - A&S Killworth / H11xy	2:06.489	4	5	11.304	0.070	84.49
27	80	U	7 Mark OVEL	Yamaha R1 -	2:06.613	5	5	11.428	0.124	84.41
28	169	U	8 Cory SMITH	Suzuki K1 1000 -	2:06.903	5	5	11.718	0.290	84.22
29	117	U	9 Raymond STAGG	SUZUKI GSXR 750 -	2:07.280	4	5	12.095	0.377	83.97
30	333		11 Andrew HOUGHTON	BMW S1000RR - Bahnstormer BMW	2:07.383	5	5	12.198	0.103	83.90
31	75	C	11 Bradley WILLIAMS	Yamaha R1 - Bears pool and snooker	2:07.626	1	1	12.441	0.243	83.74
32	17	U	10 Jordan KILLWORTH	Kawasaki ZX10R - BK Racing / Rabbit	2:08.127	5	5	12.942	0.501	83.41
33	46	C	12 Simon GATES	Yamaha YZF R1 - T.A Roden LTD / Canine Plus Hydr	2:08.953	5	5	13.768	0.826	82.88
34	23	U	12 Justin ROSE	Yamaha R1 -	2:10.590	4	5	15.405	1.637	81.84
35	20	U	13 Connor SWYER	SUZUKI GSXR 1000 K6 - WSC Performace & lleithyr f	2:10.606	5	5	15.421	0.016	81.83
36	96	U	14 Pete SCOTT	Suzuki GSXR1000K5 - South Hill MOT Centre	2:10.979	4	4	15.794	0.373	81.60
37	40	U	15 Malcolm BATE	Suzuki GSXR1000 - Hartjay	2:11.485	5	5	16.300	0.506	81.28
38	261	C	13 Roberto Di GREGORIO	Ducati 899 PANIGALE - Physio Healthy	2:12.960	5	5	17.775	1.475	80.38
39	21	U	16 Danny BRENNAN	Suzuki GSXR 1000 -	2:13.172	4	5	17.987	0.212	80.25
40	114	U	17 Richard BATE	Yamaha R1 - TEAM PSR	2:13.785	5	5	18.600	0.613	79.88
41	373	U	18 Robert EAGLING	SUZUKI GSXR1000 -	2:13.910	5	5	18.725	0.125	79.81
42	24	U	19 Mark REYNOLDS	Yamaha R1 4C8 -	2:19.067	5	5	23.882	5.157	76.85
43	103	U	20 Craig GOFFORD	Kawasaki ZX10R - Beg, Borrow & steal			0			

\* Bikes 63 & 77 - Please fit a working transponder

Weather / Track : Cloudy / Dry

These results are provisional until the conclusion of any judicial and technical matters.

Snetterton 300: 2.9689 miles

Date: 02/09/2023 Start: 10:43 Finish: 11:03

Clerk Of Course :	Stewards :	Timekeeper : <i>Craig Smith</i>
-------------------	------------	------------------------------------

Results can be found at [www.tsl-timing.com](http://www.tsl-timing.com)

Printed - 11:06 Saturday, 02 September 2023



# BMCRC - MRO Championships 2023 - Rnd 7 @ Snetterton

## Reactive Parts MRO Powerbike inc Clubman 1000 / Thunderbike Ultra

### QUALIFYING - SECTOR ANALYSIS



SECTOR 1 = FL to I1, SECTOR 2 = I1 to FL, DIFF = Difference To Personal Best Lap, P = Crossed Finish Line in Pit Lane, D = Time Disallowed

P1 26		Josh WAINWRIGHT		Honda CBR1000 - JW MOT Centre		
IDEAL LAP TIME : 1:55.100		BEST LAP TIME : 1:55.185		DIFFERENCE : 0.085		
LAP	SECTOR 1	SECTOR 2	LAP TIME	MPH	DIFF	TIME OF DAY
1 -	1:25.092	39.829	2:04.921 (3)	85.55	9.736	10:45:37.545
2 -	1:19.621	IN PIT	12:10.650 P	14.62	10:15.465	10:57:48.195
3 -	OUTLAP	39.792	2:04.022	86.17	8.837	10:59:52.217
4 -	1:16.853	<b>38.332</b>	<b>1:55.185 (1)</b>	<b>92.79</b>		<b>11:01:47.402</b>
5 -	<b>1:16.768</b>	38.550	1:55.318 (2)	92.68	0.133	11:03:42.720

P2 48		Nicky WILSON		Suzuki GSXR 1000 - Demon GP/Haslemere Motorcycles		
IDEAL LAP TIME : 1:57.191		BEST LAP TIME : 1:57.191		DIFFERENCE : 0.000		
LAP	SECTOR 1	SECTOR 2	LAP TIME	MPH	DIFF	TIME OF DAY
1 -	1:25.205	40.317	2:05.522 (3)	85.14	8.331	10:45:40.958
2 -	1:22.276	IN PIT	11:21.920 P	15.67	9:24.729	10:57:02.878
3 -	OUTLAP	40.686	2:10.447	81.93	13.256	10:59:13.325
4 -	1:20.994	39.130	2:00.124 (2)	88.97	2.933	11:01:13.449
5 -	<b>1:18.326</b>	<b>38.865</b>	<b>1:57.191 (1)</b>	<b>91.20</b>		<b>11:03:10.640</b>

P3 29		Paul GALLINGTON		Honda CBR1000 - More moto		
IDEAL LAP TIME : 1:58.127		BEST LAP TIME : 1:58.127		DIFFERENCE : 0.000		
LAP	SECTOR 1	SECTOR 2	LAP TIME	MPH	DIFF	TIME OF DAY
1 -	1:23.081	40.052	2:03.133 (3)	86.80	5.006	10:45:33.721
2 -	1:19.770	IN PIT	10:54.390 P	16.33	8:56.263	10:56:28.111
3 -	OUTLAP	40.253	2:04.949	85.53	6.822	10:58:33.060
4 -	<b>1:18.846</b>	<b>39.281</b>	<b>1:58.127 (1)</b>	<b>90.47</b>		<b>11:00:31.187</b>
5 -	1:19.111	39.977	1:59.088 (2)	89.74	0.961	11:02:30.275

P4 2		Peter BAKER		Kawasaki ZX10R - TJ & Peter Baker M/C		
IDEAL LAP TIME : 1:58.114		BEST LAP TIME : 1:58.398		DIFFERENCE : 0.284		
LAP	SECTOR 1	SECTOR 2	LAP TIME	MPH	DIFF	TIME OF DAY
1 -	1:26.310	41.519	2:07.829 (3)	83.61	9.431	10:45:40.771
2 -	1:31.158	IN PIT	12:10.603 P	14.62	10:12.205	10:57:51.374
3 -	OUTLAP	40.272	2:05.072	85.45	6.674	10:59:56.446
4 -	1:19.261	<b>39.679</b>	1:58.940 (2)	89.86	0.542	11:01:55.386
5 -	<b>1:18.435</b>	39.963	<b>1:58.398 (1)</b>	<b>90.27</b>		<b>11:03:53.784</b>

P5 37 C		Clayton GROVER		Yamaha R1 - Grover stunts		
IDEAL LAP TIME : 1:58.706		BEST LAP TIME : 1:58.706		DIFFERENCE : 0.000		
LAP	SECTOR 1	SECTOR 2	LAP TIME	MPH	DIFF	TIME OF DAY
1 -			2:05.697	85.02	6.991	10:45:38.647
2 -		IN PIT	10:50.246 P	16.43	8:51.540	10:56:28.893
3 -	OUTLAP	40.848	2:06.562	84.44	7.856	10:58:35.455
4 -	1:19.210	39.912	1:59.122 (2)	89.72	0.416	11:00:34.577
5 -	1:19.207	39.972	1:59.179 (3)	89.68	0.473	11:02:33.756
6 -	<b>1:18.867</b>	<b>39.839</b>	<b>1:58.706 (1)</b>	<b>90.03</b>		<b>11:04:32.462</b>

P6 79		Jason BURRILL		BMW M1000RR -		
IDEAL LAP TIME : 1:59.489		BEST LAP TIME : 1:59.727		DIFFERENCE : 0.238		
LAP	SECTOR 1	SECTOR 2	LAP TIME	MPH	DIFF	TIME OF DAY
1 -	1:26.383	42.211	2:08.594	83.11	8.867	10:45:40.091
2 -	1:25.330	IN PIT	10:48.396 P	16.48	8:48.669	10:56:28.487
3 -	OUTLAP	40.854	2:06.730	84.33	7.003	10:58:35.217
4 -	1:20.063	<b>40.221</b>	2:00.284 (2)	88.85	0.557	11:00:35.501
5 -	<b>1:19.268</b>	40.459	<b>1:59.727 (1)</b>	<b>89.27</b>		<b>11:02:35.228</b>
6 -	1:20.418	41.782	2:02.200 (3)	87.46	2.473	11:04:37.428

# BMCRC - MRO Championships 2023 - Rnd 7 @ Snetterton

## Reactive Parts MRO Powerbike inc Clubman 1000 / Thunderbike Ultra

### QUALIFYING - SECTOR ANALYSIS



SECTOR 1 = FL to I1, SECTOR 2 = I1 to FL, DIFF = Difference To Personal Best Lap, P = Crossed Finish Line in Pit Lane, D = Time Disallowed

P7 224 C		Lee HEALEY		Suzuki GSXR 1000R - Wilvin UK Ltd / Uniq3 Projects Ltd			
IDEAL LAP TIME : 1:59.456		BEST LAP TIME : 1:59.773		DIFFERENCE : 0.317			
LAP	SECTOR 1	SECTOR 2	LAP TIME	MPH	DIFF	TIME OF DAY	
1 -	1:30.803	42.130	2:12.933	80.40	13.160	10:45:48.762	
2 -	1:33.527	IN PIT	10:40.914	P 16.67	8:41.141	10:56:29.676	
3 -	OUTLAP	40.302	2:06.512	84.48	6.739	10:58:36.188	
4 -	1:20.274	<b>39.499</b>	<b>1:59.773 (1)</b>	<b>89.23</b>		<b>11:00:35.961</b>	
5 -	<b>1:19.957</b>	39.946	1:59.903 (2)	89.13	0.130	11:02:35.864	
6 -	1:20.440	40.867	2:01.307 (3)	88.10	1.534	11:04:37.171	

P8 800 U		Morgan CREASEY		Suzuki GSXR 1000 K7 - Warics Ltd			
IDEAL LAP TIME : 1:59.506		BEST LAP TIME : 1:59.912		DIFFERENCE : 0.406			
LAP	SECTOR 1	SECTOR 2	LAP TIME	MPH	DIFF	TIME OF DAY	
1 -	1:32.469	42.524	2:14.993	79.17	15.081	10:45:50.321	
2 -	1:37.030	IN PIT	10:44.628	P 16.58	8:44.716	10:56:34.949	
3 -	OUTLAP	42.431	2:12.588	80.61	12.676	10:58:47.537	
4 -	1:21.846	<b>39.949</b>	2:01.795 (3)	87.75	1.883	11:00:49.332	
5 -	1:19.753	40.159	<b>1:59.912 (1)</b>	<b>89.13</b>		<b>11:02:49.244</b>	
6 -	<b>1:19.557</b>	40.407	1:59.964 (2)	89.09	0.052	11:04:49.208	

P9 60		Jack YOUNGE		Kawasaki ZX10R - Chase Timber products			
IDEAL LAP TIME : 2:01.701		BEST LAP TIME : 2:01.701		DIFFERENCE : 0.000			
LAP	SECTOR 1	SECTOR 2	LAP TIME	MPH	DIFF	TIME OF DAY	
1 -	1:28.631	41.762	2:10.393	81.96	8.692	10:45:47.016	
2 -	1:29.208	IN PIT	10:43.248	P 16.61	8:41.547	10:56:30.264	
3 -	OUTLAP	41.380	2:08.917	82.90	7.216	10:58:39.181	
4 -	1:20.997	41.113	2:02.110 (2)	87.52	0.409	11:00:41.291	
5 -	<b>1:20.835</b>	<b>40.866</b>	<b>2:01.701 (1)</b>	<b>87.82</b>		<b>11:02:42.992</b>	
6 -	1:21.390	42.865	2:04.255 (3)	86.01	2.554	11:04:47.247	

P10 77 C		Thomas BENSTED		Yamaha R1 - Significant Debt Racing			
IDEAL LAP TIME :		BEST LAP TIME : 2:01.829		DIFFERENCE :			
LAP	SECTOR 1	SECTOR 2	LAP TIME	MPH	DIFF	TIME OF DAY	
1 -			2:04.535 (2)	85.82	2.706	11:01:05.067	
2 -			<b>2:01.829 (1)</b>	<b>87.73</b>		<b>11:03:06.896</b>	

P11 30 C		Alex PENRICE		Yamaha R1 - AP Motorcycles			
IDEAL LAP TIME : 2:02.219		BEST LAP TIME : 2:02.219		DIFFERENCE : 0.000			
LAP	SECTOR 1	SECTOR 2	LAP TIME	MPH	DIFF	TIME OF DAY	
1 -	1:26.824	41.188	2:08.012	83.49	5.793	10:45:39.937	
2 -	1:31.666	IN PIT	10:49.405	P 16.45	8:47.186	10:56:29.342	
3 -	OUTLAP	41.545	2:07.942	83.53	5.723	10:58:37.284	
4 -	<b>1:21.555</b>	<b>40.664</b>	<b>2:02.219 (1)</b>	<b>87.45</b>		<b>11:00:39.503</b>	
5 -	1:21.745	40.864	2:02.609 (2)	87.17	0.390	11:02:42.112	
6 -	1:22.350	42.104	2:04.454 (3)	85.87	2.235	11:04:46.566	

P12 15 C		Duncan BEDWELL		Kawasaki ZX10R - Connected to homes LTD			
IDEAL LAP TIME : 2:02.389		BEST LAP TIME : 2:02.459		DIFFERENCE : 0.070			
LAP	SECTOR 1	SECTOR 2	LAP TIME	MPH	DIFF	TIME OF DAY	
1 -	1:30.097	43.276	2:13.373 (3)	80.13	10.914	10:45:53.053	
2 -	1:41.082	IN PIT	10:52.050	P 16.39	8:49.591	10:56:45.103	
3 -	OUTLAP	43.526	2:17.664	77.63	15.205	10:59:02.767	
4 -	1:22.432	<b>41.606</b>	2:04.038 (2)	86.16	1.579	11:01:06.805	
5 -	<b>1:20.783</b>	41.676	<b>2:02.459 (1)</b>	<b>87.27</b>		<b>11:03:09.264</b>	

# BMCRC - MRO Championships 2023 - Rnd 7 @ Snetterton

## Reactive Parts MRO Powerbike inc Clubman 1000 / Thunderbike Ultra

### QUALIFYING - SECTOR ANALYSIS



SECTOR 1 = FL to I1, SECTOR 2 = I1 to FL, DIFF = Difference To Personal Best Lap, P = Crossed Finish Line in Pit Lane, D = Time Disallowed

P13		5 U		Stacey KILLWORTH		Suzuki GSXR 1000 - Greenplant/Everns	
IDEAL LAP TIME : 2:02.133		BEST LAP TIME : 2:02.481		DIFFERENCE : 0.348			
LAP	SECTOR 1	SECTOR 2	LAP TIME	MPH	DIFF	TIME OF DAY	
1 -	1:32.144	43.308	2:15.452 (2)	78.90	12.971	10:45:48.823	
2 -	1:35.242	IN PIT	13:16.824 P	13.41	11:14.343	10:59:05.647	
3 -	OUTLAP	<b>40.636</b>	2:09.757	82.36	7.276	11:01:15.404	
4 -	<b>1:21.497</b>	40.984	<b>2:02.481 (1)</b>	<b>87.26</b>		<b>11:03:17.885</b>	

P14		188		Dawid KRAWIECKI		Yamaha R1 - Code Blue LTD & D A East Electrical	
IDEAL LAP TIME : 2:02.176		BEST LAP TIME : 2:02.576		DIFFERENCE : 0.400			
LAP	SECTOR 1	SECTOR 2	LAP TIME	MPH	DIFF	TIME OF DAY	
1 -	1:30.271	42.805	2:13.076 (3)	80.31	10.500	10:45:51.659	
2 -	1:38.788	IN PIT	11:18.475 P	15.75	9:15.899	10:57:10.134	
3 -	OUTLAP	<b>40.852</b>	2:06.044	84.79	3.468	10:59:16.178	
4 -	1:24.661	43.262	2:07.923 (2)	83.55	5.347	11:01:24.101	
5 -	<b>1:21.324</b>	41.252	<b>2:02.576 (1)</b>	<b>87.19</b>		<b>11:03:26.677</b>	

P15		100 C		Antony HUNTER		Kawasaki ZX10R - Uncletoms motoring centre	
IDEAL LAP TIME : 2:02.570		BEST LAP TIME : 2:02.719		DIFFERENCE : 0.149			
LAP	SECTOR 1	SECTOR 2	LAP TIME	MPH	DIFF	TIME OF DAY	
1 -	1:45.330	48.547	2:33.877 (3)	69.45	31.158	10:46:12.490	
2 -		IN PIT	10:50.576 P	16.42	8:47.857	10:57:03.066	
3 -	OUTLAP	43.415	2:17.661	77.64	14.942	10:59:20.727	
4 -	<b>1:21.808</b>	42.328	2:04.136 (2)	86.09	1.417	11:01:24.863	
5 -	1:21.957	<b>40.762</b>	<b>2:02.719 (1)</b>	<b>87.09</b>		<b>11:03:27.582</b>	

P16		63		Matthew WREN		Suzuki GSXR - TBR performance	
IDEAL LAP TIME :		BEST LAP TIME : 2:03.293		DIFFERENCE :			
LAP	SECTOR 1	SECTOR 2	LAP TIME	MPH	DIFF	TIME OF DAY	
1 -			2:14.749 (3)	79.31	11.456	10:45:50.461	
2 -		<i>IN PIT</i>	11:01.011 P	16.16	8:57.718	10:56:51.472	
3 -	<i>OUTLAP</i>		2:09.198	82.72	5.905	10:59:00.671	
4 -			2:04.177 (2)	86.07	0.884	11:01:04.848	
5 -			<b>2:03.293 (1)</b>	<b>86.68</b>		<b>11:03:08.141</b>	

P17		22		Phil ROOKE		Kawasaki ZX10RR - Fly a spitfire biggin hill	
IDEAL LAP TIME : 2:03.173		BEST LAP TIME : 2:03.442		DIFFERENCE : 0.269			
LAP	SECTOR 1	SECTOR 2	LAP TIME	MPH	DIFF	TIME OF DAY	
1 -	1:27.785	42.279	2:10.064	82.17	6.622	10:45:42.971	
2 -	1:29.319	IN PIT	10:46.536 P	16.53	8:43.094	10:56:29.507	
3 -	OUTLAP	43.033	2:12.963	80.38	9.521	10:58:42.470	
4 -	1:23.559	41.652	2:05.211 (3)	85.36	1.769	11:00:47.681	
5 -	1:22.317	<b>41.425</b>	2:03.742 (2)	86.37	0.300	11:02:51.423	
6 -	<b>1:21.748</b>	41.694	<b>2:03.442 (1)</b>	<b>86.58</b>		<b>11:04:54.865</b>	

P18		78 C		Jamie THOMAS		Suzuki GSXR 1000 - Team RubyRacing DART Motorsport	
IDEAL LAP TIME : 2:03.828		BEST LAP TIME : 2:03.828		DIFFERENCE : 0.000			
LAP	SECTOR 1	SECTOR 2	LAP TIME	MPH	DIFF	TIME OF DAY	
1 -	1:33.443	43.649	2:17.092	77.96	13.264	10:45:56.516	
2 -	1:40.403	IN PIT	10:35.936 P	16.80	8:32.108	10:56:32.452	
3 -	OUTLAP	43.101	2:14.701	79.34	10.873	10:58:47.153	
4 -	1:23.996	42.155	2:06.151 (3)	84.72	2.323	11:00:53.304	
5 -	1:23.453	41.852	2:05.305 (2)	85.29	1.477	11:02:58.609	
6 -	<b>1:22.794</b>	<b>41.034</b>	<b>2:03.828 (1)</b>	<b>86.31</b>		<b>11:05:02.437</b>	

# BMCRC - MRO Championships 2023 - Rnd 7 @ Snetterton

## Reactive Parts MRO Powerbike inc Clubman 1000 / Thunderbike Ultra

### QUALIFYING - SECTOR ANALYSIS



SECTOR 1 = FL to I1, SECTOR 2 = I1 to FL, DIFF = Difference To Personal Best Lap, P = Crossed Finish Line in Pit Lane, D = Time Disallowed

P19 10 C Daniel MERCER		Honda CBR1000RR - Merc&Co Racing				
IDEAL LAP TIME : 2:04.392		BEST LAP TIME : 2:04.392		DIFFERENCE : 0.000		
LAP	SECTOR 1	SECTOR 2	LAP TIME	MPH	DIFF	TIME OF DAY
1 -	1:30.978	43.813	2:14.791 (3)	79.29	10.399	10:45:49.945
2 -	1:37.571	IN PIT	11:08.252 P	15.99	9:03.860	10:56:58.197
3 -	OUTLAP	43.225	2:16.720	78.17	12.328	10:59:14.917
4 -	1:24.627	42.616	2:07.243 (2)	83.99	2.851	11:01:22.160
5 -	<b>1:22.799</b>	<b>41.593</b>	<b>2:04.392 (1)</b>	<b>85.92</b>		<b>11:03:26.552</b>

P20 91 C Chris TAYLOR		BMW S1000RR - Cam Civils and Landscaping LTD				
IDEAL LAP TIME : 2:04.067		BEST LAP TIME : 2:04.729		DIFFERENCE : 0.662		
LAP	SECTOR 1	SECTOR 2	LAP TIME	MPH	DIFF	TIME OF DAY
1 -	1:38.756	42.480	2:21.236 (3)	75.67	16.507	10:46:04.216
2 -		IN PIT	10:36.072 P	16.80	8:31.343	10:56:40.288
3 -	OUTLAP	44.935	2:32.507	70.08	27.778	10:59:12.795
4 -	1:25.247	<b>40.811</b>	2:06.058 (2)	84.78	1.329	11:01:18.853
5 -	<b>1:23.256</b>	41.473	<b>2:04.729 (1)</b>	<b>85.69</b>		<b>11:03:23.582</b>

P21 19 U Tyler DONOVAN		Kawasaki ZX10R - Tinder Corp				
IDEAL LAP TIME : 2:04.648		BEST LAP TIME : 2:04.860		DIFFERENCE : 0.212		
LAP	SECTOR 1	SECTOR 2	LAP TIME	MPH	DIFF	TIME OF DAY
1 -	1:35.240	44.093	2:19.333 (3)	76.70	14.473	10:46:03.021
2 -		IN PIT	10:54.661 P	16.32	8:49.801	10:56:57.682
3 -	OUTLAP	43.424	2:14.262	79.60	9.402	10:59:11.944
4 -	1:25.305	<b>41.198</b>	2:06.503 (2)	84.48	1.643	11:01:18.447
5 -	<b>1:23.450</b>	41.410	<b>2:04.860 (1)</b>	<b>85.60</b>		<b>11:03:23.307</b>

P22 102 U James FEARN		Suzuki GSXR1000 - Mark Wilby plumbing				
IDEAL LAP TIME : 2:05.104		BEST LAP TIME : 2:05.206		DIFFERENCE : 0.102		
LAP	SECTOR 1	SECTOR 2	LAP TIME	MPH	DIFF	TIME OF DAY
1 -	1:31.286	43.006	2:14.292 (3)	79.58	9.086	10:45:53.310
2 -	1:39.351	IN PIT	11:10.827 P	15.93	9:05.621	10:57:04.137
3 -	OUTLAP	<b>42.012</b>	2:11.854	81.05	6.648	10:59:15.991
4 -	1:24.368	42.265	2:06.633 (2)	84.40	1.427	11:01:22.624
5 -	<b>1:23.092</b>	42.114	<b>2:05.206 (1)</b>	<b>85.36</b>		<b>11:03:27.830</b>

P23 58 U Michael ALLEN		Kawasaki ZX10R -				
IDEAL LAP TIME : 2:05.217		BEST LAP TIME : 2:05.226		DIFFERENCE : 0.009		
LAP	SECTOR 1	SECTOR 2	LAP TIME	MPH	DIFF	TIME OF DAY
1 -	1:30.136	42.537	2:12.673	80.55	7.447	10:45:48.057
2 -	1:37.959	IN PIT	10:44.085 P	16.59	8:38.859	10:56:32.142
3 -	OUTLAP	44.043	2:15.625	78.80	10.399	10:58:47.767
4 -	1:23.729	<b>41.889</b>	2:05.618 (2)	85.08	0.392	11:00:53.385
5 -	1:23.834	41.923	2:05.757 (3)	84.98	0.531	11:02:59.142
6 -	<b>1:23.328</b>	41.898	<b>2:05.226 (1)</b>	<b>85.35</b>		<b>11:05:04.368</b>

P24 39 Austen WEBSTER		Kawasaki ZX10R - Ace Motorcycles				
IDEAL LAP TIME : 2:05.456		BEST LAP TIME : 2:05.456		DIFFERENCE : 0.000		
LAP	SECTOR 1	SECTOR 2	LAP TIME	MPH	DIFF	TIME OF DAY
1 -	1:28.714	42.920	2:11.634	81.19	6.178	10:45:46.300
2 -	1:30.323	IN PIT	10:44.446 P	16.58	8:38.990	10:56:30.746
3 -	OUTLAP	42.744	2:14.712	79.34	9.256	10:58:45.458
4 -	1:24.896	42.212	2:07.108 (3)	84.08	1.652	11:00:52.566
5 -	1:23.680	42.559	2:06.239 (2)	84.66	0.783	11:02:58.805
6 -	<b>1:23.460</b>	<b>41.996</b>	<b>2:05.456 (1)</b>	<b>85.19</b>		<b>11:05:04.261</b>

# BMCRC - MRO Championships 2023 - Rnd 7 @ Snetterton

## Reactive Parts MRO Powerbike inc Clubman 1000 / Thunderbike Ultra

### QUALIFYING - SECTOR ANALYSIS



SECTOR 1 = FL to I1, SECTOR 2 = I1 to FL, DIFF = Difference To Personal Best Lap, P = Crossed Finish Line in Pit Lane, D = Time Disallowed

P25 229 C		David JAMES		Yamaha R1 -		
IDEAL LAP TIME : 2:05.898		BEST LAP TIME : 2:06.419		DIFFERENCE : 0.521		
LAP	SECTOR 1	SECTOR 2	LAP TIME	MPH	DIFF	TIME OF DAY
1 -	1:32.692	43.389	2:16.081	78.54	9.662	10:45:51.905
2 -	1:38.950	IN PIT	10:39.256 P	16.71	8:32.837	10:56:31.161
3 -	OUTLAP	42.989	2:15.106	79.10	8.687	10:58:46.267
4 -	1:24.462	<b>42.113</b>	2:06.575 (2)	84.44	0.156	11:00:52.842
5 -	1:23.863	42.993	2:06.856 (3)	84.25	0.437	11:02:59.698
6 -	<b>1:23.785</b>	42.634	<b>2:06.419 (1)</b>	<b>84.54</b>		<b>11:05:06.117</b>

P26 4 U		Hayden KILLWORTH		Kawasaki ZX10R - A&S Killworth / H11xy		
IDEAL LAP TIME : 2:06.180		BEST LAP TIME : 2:06.489		DIFFERENCE : 0.309		
LAP	SECTOR 1	SECTOR 2	LAP TIME	MPH	DIFF	TIME OF DAY
1 -	1:33.650	44.114	2:17.764 (3)	77.58	11.275	10:45:54.710
2 -	1:38.119	IN PIT	11:11.448 P	15.91	9:04.959	10:57:06.158
3 -	OUTLAP	43.258	2:15.433	78.91	8.944	10:59:21.591
4 -	<b>1:23.823</b>	42.666	<b>2:06.489 (1)</b>	<b>84.49</b>		<b>11:01:28.080</b>
5 -	1:24.784	<b>42.357</b>	2:07.141 (2)	84.06	0.652	11:03:35.221

P27 80 U		Mark OVEL		Yamaha R1 -		
IDEAL LAP TIME : 2:06.463		BEST LAP TIME : 2:06.613		DIFFERENCE : 0.150		
LAP	SECTOR 1	SECTOR 2	LAP TIME	MPH	DIFF	TIME OF DAY
1 -	1:33.960	44.567	2:18.527 (3)	77.15	11.914	10:45:58.739
2 -		IN PIT	11:13.406 P	15.87	9:06.793	10:57:12.145
3 -	OUTLAP	43.417	2:12.423	80.71	5.810	10:59:24.568
4 -	<b>1:24.104</b>	42.590	2:06.694 (2)	84.36	0.081	11:01:31.262
5 -	1:24.254	<b>42.359</b>	<b>2:06.613 (1)</b>	<b>84.41</b>		<b>11:03:37.875</b>

P28 169 U		Cory SMITH		Suzuki K1 1000 -		
IDEAL LAP TIME : 2:06.495		BEST LAP TIME : 2:06.903		DIFFERENCE : 0.408		
LAP	SECTOR 1	SECTOR 2	LAP TIME	MPH	DIFF	TIME OF DAY
1 -	1:35.163	45.899	2:21.062 (3)	75.76	14.159	10:46:02.768
2 -		IN PIT	12:07.242 P	14.69	10:00.339	10:58:10.010
3 -	OUTLAP	43.732	2:14.468	79.48	7.565	11:00:24.478
4 -	1:25.342	<b>42.335</b>	2:07.677 (2)	83.71	0.774	11:02:32.155
5 -	<b>1:24.160</b>	42.743	<b>2:06.903 (1)</b>	<b>84.22</b>		<b>11:04:39.058</b>

P29 117 U		Raymond STAGG		SUZUKI GSXR 750 -		
IDEAL LAP TIME : 2:07.079		BEST LAP TIME : 2:07.280		DIFFERENCE : 0.201		
LAP	SECTOR 1	SECTOR 2	LAP TIME	MPH	DIFF	TIME OF DAY
1 -	1:33.032	44.470	2:17.502 (3)	77.73	10.222	10:45:55.904
2 -	1:41.517	IN PIT	10:40.367 P	16.69	8:33.087	10:56:36.271
3 -	OUTLAP	45.226	2:27.473	72.47	20.193	10:59:03.744
4 -	<b>1:24.740</b>	42.540	<b>2:07.280 (1)</b>	<b>83.97</b>		<b>11:01:11.024</b>
5 -	1:25.047	<b>42.339</b>	2:07.386 (2)	83.90	0.106	11:03:18.410

P30 333		Andrew HOUGHTON		BMW S1000RR - Bahnstormer BMW		
IDEAL LAP TIME : 2:06.437		BEST LAP TIME : 2:07.383		DIFFERENCE : 0.946		
LAP	SECTOR 1	SECTOR 2	LAP TIME	MPH	DIFF	TIME OF DAY
1 -	OUTLAP	44.133	2:19.253	76.75	11.870	10:45:52.849
2 -	1:35.959	IN PIT	11:01.690 P	16.15	8:54.307	10:56:54.539
3 -	OUTLAP	43.260	2:14.527	79.44	7.144	10:59:09.066
4 -	1:26.887	<b>41.938</b>	2:08.825 (2)	82.96	1.442	11:01:17.891
5 -	<b>1:24.499</b>	42.884	<b>2:07.383 (1)</b>	<b>83.90</b>		<b>11:03:25.274</b>

# BMCRC - MRO Championships 2023 - Rnd 7 @ Snetterton

## Reactive Parts MRO Powerbike inc Clubman 1000 / Thunderbike Ultra

### QUALIFYING - SECTOR ANALYSIS



SECTOR 1 = FL to I1, SECTOR 2 = I1 to FL, DIFF = Difference To Personal Best Lap, P = Crossed Finish Line in Pit Lane, D = Time Disallowed

<b>P31</b>	<b>75 C</b>	<b>Bradley WILLIAMS</b>	Yamaha R1 - Bears pool and snooker			
IDEAL LAP TIME : 2:07.626		BEST LAP TIME : 2:07.626	DIFFERENCE : 0.000			
LAP	SECTOR 1	SECTOR 2	LAP TIME	MPH	DIFF	TIME OF DAY
1 -	<b>1:25.489</b>	<b>42.137</b>	<b>2:07.626 (1)</b>	<b>83.74</b>		<b>10:45:41.024</b>

<b>P32</b>	<b>17 U</b>	<b>Jordan KILLWORTH</b>	Kawasaki ZX10R - BK Racing / Rabbit			
IDEAL LAP TIME : 2:08.127		BEST LAP TIME : 2:08.127	DIFFERENCE : 0.000			
LAP	SECTOR 1	SECTOR 2	LAP TIME	MPH	DIFF	TIME OF DAY
1 -	1:33.850	44.096	2:17.946 <b>(3)</b>	77.48	9.819	10:45:52.454
2 -	1:40.737	IN PIT	10:43.342 <b>P</b>	16.61	8:35.215	10:56:35.796
3 -	OUTLAP	45.104	2:28.955	71.75	20.828	10:59:04.751
4 -	1:27.820	42.761	2:10.581 <b>(2)</b>	81.85	2.454	11:01:15.332
5 -	<b>1:25.677</b>	<b>42.450</b>	<b>2:08.127 (1)</b>	<b>83.41</b>		<b>11:03:23.459</b>

<b>P33</b>	<b>46 C</b>	<b>Simon GATES</b>	Yamaha YZF R1 - T.A Roden LTD / Canine Plus Hydro			
IDEAL LAP TIME : 2:08.953		BEST LAP TIME : 2:08.953	DIFFERENCE : 0.000			
LAP	SECTOR 1	SECTOR 2	LAP TIME	MPH	DIFF	TIME OF DAY
1 -	1:34.917	45.127	2:20.044 <b>(3)</b>	76.31	11.091	10:45:56.843
2 -	1:44.261	IN PIT	10:55.265 <b>P</b>	16.31	8:46.312	10:56:52.108
3 -	OUTLAP	44.630	2:18.298	77.28	9.345	10:59:10.406
4 -	1:28.703	42.979	2:11.682 <b>(2)</b>	81.16	2.729	11:01:22.088
5 -	<b>1:25.998</b>	<b>42.955</b>	<b>2:08.953 (1)</b>	<b>82.88</b>		<b>11:03:31.041</b>

<b>P34</b>	<b>23 U</b>	<b>Justin ROSE</b>	Yamaha R1 -			
IDEAL LAP TIME : 2:10.046		BEST LAP TIME : 2:10.590	DIFFERENCE : 0.544			
LAP	SECTOR 1	SECTOR 2	LAP TIME	MPH	DIFF	TIME OF DAY
1 -	1:34.467	45.277	2:19.744 <b>(3)</b>	76.48	9.154	10:45:58.412
2 -	1:43.903	IN PIT	10:36.428 <b>P</b>	16.79	8:25.838	10:56:34.840
3 -	OUTLAP	45.128	2:23.381	74.54	12.791	10:58:58.221
4 -	<b>1:27.677</b>	42.913	<b>2:10.590 (1)</b>	<b>81.84</b>		<b>11:01:08.811</b>
5 -	1:28.341	<b>42.369</b>	2:10.710 <b>(2)</b>	81.76	0.120	11:03:19.521

<b>P35</b>	<b>20 U</b>	<b>Connor SWYER</b>	SUZUKI GSXR 1000 K6 - WSC Performace & lleithyr farm & dac			
IDEAL LAP TIME : 2:10.606		BEST LAP TIME : 2:10.606	DIFFERENCE : 0.000			
LAP	SECTOR 1	SECTOR 2	LAP TIME	MPH	DIFF	TIME OF DAY
1 -	1:35.449	45.685	2:21.134 <b>(3)</b>	75.73	10.528	10:46:02.232
2 -		IN PIT	10:48.619 <b>P</b>	16.47	8:38.013	10:56:50.851
3 -	OUTLAP	45.165	2:21.780	75.38	11.174	10:59:12.631
4 -	1:28.912	45.623	2:14.535 <b>(2)</b>	79.44	3.929	11:01:27.166
5 -	<b>1:27.024</b>	<b>43.582</b>	<b>2:10.606 (1)</b>	<b>81.83</b>		<b>11:03:37.772</b>

<b>P36</b>	<b>96 U</b>	<b>Pete SCOTT</b>	Suzuki GSXR1000K5 - South Hill MOT Centre			
IDEAL LAP TIME : 2:10.979		BEST LAP TIME : 2:10.979	DIFFERENCE : 0.000			
LAP	SECTOR 1	SECTOR 2	LAP TIME	MPH	DIFF	TIME OF DAY
1 -	1:43.110	45.913	2:29.023 <b>(2)</b>	71.72	18.044	10:46:15.096
2 -		IN PIT	13:39.702 <b>P</b>	13.03	11:28.723	10:59:54.798
3 -	OUTLAP	44.380	2:19.532	76.59	8.553	11:02:14.330
4 -	<b>1:27.040</b>	<b>43.939</b>	<b>2:10.979 (1)</b>	<b>81.60</b>		<b>11:04:25.309</b>

<b>P37</b>	<b>40 U</b>	<b>Malcolm BATE</b>	Suzuki GSXR1000 - Hartjay			
IDEAL LAP TIME : 2:10.959		BEST LAP TIME : 2:11.485	DIFFERENCE : 0.526			
LAP	SECTOR 1	SECTOR 2	LAP TIME	MPH	DIFF	TIME OF DAY
1 -	1:40.976	44.121	2:25.097 <b>(3)</b>	73.66	13.612	10:46:12.852
2 -		IN PIT	11:32.449 <b>P</b>	15.43	9:20.964	10:57:45.301
3 -	OUTLAP	<b>42.906</b>	2:14.543	79.43	3.058	10:59:59.844
4 -	1:30.536	44.289	2:14.825 <b>(2)</b>	79.27	3.340	11:02:14.669
5 -	<b>1:28.053</b>	43.432	<b>2:11.485 (1)</b>	<b>81.28</b>		<b>11:04:26.154</b>

# BMCRC - MRO Championships 2023 - Rnd 7 @ Snetterton

## Reactive Parts MRO Powerbike inc Clubman 1000 / Thunderbike Ultra

### QUALIFYING - SECTOR ANALYSIS



SECTOR 1 = FL to I1, SECTOR 2 = I1 to FL, DIFF = Difference To Personal Best Lap, P = Crossed Finish Line in Pit Lane, D = Time Disallowed

P38 261 C		Roberto Di GREGORIO		Ducati 899 PANIGALE - Physio Healthy		
IDEAL LAP TIME : 2:12.612		BEST LAP TIME : 2:12.960		DIFFERENCE : 0.348		
LAP	SECTOR 1	SECTOR 2	LAP TIME	MPH	DIFF	TIME OF DAY
1 -	1:36.748	45.326	2:22.074 (3)	75.22	9.114	10:46:02.882
2 -		IN PIT	10:30.819 P	16.94	8:17.859	10:56:33.701
3 -	OUTLAP	44.730	2:20.794	75.91	7.834	10:58:54.495
4 -	1:29.736	<b>43.747</b>	2:13.483 (2)	80.07	0.523	11:01:07.978
5 -	<b>1:28.865</b>	44.095	<b>2:12.960 (1)</b>	<b>80.38</b>		<b>11:03:20.938</b>

P39 21 U		Danny BRENNAN		Suzuki GSXR 1000 -		
IDEAL LAP TIME : 2:12.453		BEST LAP TIME : 2:13.172		DIFFERENCE : 0.719		
LAP	SECTOR 1	SECTOR 2	LAP TIME	MPH	DIFF	TIME OF DAY
1 -	1:32.622	44.244	2:16.866 (3)	78.09	3.694	10:45:53.929
2 -	1:42.103	IN PIT	11:52.973 P	14.99	9:39.801	10:57:46.902
3 -	OUTLAP	47.361	2:18.430	77.20	5.258	11:00:05.332
4 -	1:29.367	<b>43.805</b>	<b>2:13.172 (1)</b>	<b>80.25</b>		<b>11:02:18.504</b>
5 -	<b>1:28.648</b>	44.571	2:13.219 (2)	80.22	0.047	11:04:31.723

P40 114 U		Richard BATE		Yamaha R1 - TEAM PSR		
IDEAL LAP TIME : 2:13.785		BEST LAP TIME : 2:13.785		DIFFERENCE : 0.000		
LAP	SECTOR 1	SECTOR 2	LAP TIME	MPH	DIFF	TIME OF DAY
1 -	1:41.023	48.526	2:29.549 (3)	71.46	15.764	10:46:19.621
2 -		IN PIT	11:34.085 P	15.39	9:20.300	10:57:53.706
3 -	OUTLAP	47.053	2:25.522	73.44	11.737	11:00:19.228
4 -	1:30.912	45.327	2:16.239 (2)	78.45	2.454	11:02:35.467
5 -	<b>1:29.515</b>	<b>44.270</b>	<b>2:13.785 (1)</b>	<b>79.88</b>		<b>11:04:49.252</b>

P41 373 U		Robert EAGLING		SUZUKI GSXR1000 -		
IDEAL LAP TIME : 2:13.910		BEST LAP TIME : 2:13.910		DIFFERENCE : 0.000		
LAP	SECTOR 1	SECTOR 2	LAP TIME	MPH	DIFF	TIME OF DAY
1 -	1:38.070	45.364	2:23.434 (3)	74.51	9.524	10:46:08.158
2 -		IN PIT	10:30.619 P	16.94	8:16.709	10:56:38.777
3 -	OUTLAP	47.633	2:33.785	69.50	19.875	10:59:12.562
4 -	1:31.284	45.045	2:16.329 (2)	78.39	2.419	11:01:28.891
5 -	<b>1:29.240</b>	<b>44.670</b>	<b>2:13.910 (1)</b>	<b>79.81</b>		<b>11:03:42.801</b>

P42 24 U		Mark REYNOLDS		Yamaha R1 4C8 -		
IDEAL LAP TIME : 2:19.067		BEST LAP TIME : 2:19.067		DIFFERENCE : 0.000		
LAP	SECTOR 1	SECTOR 2	LAP TIME	MPH	DIFF	TIME OF DAY
1 -	1:41.028	48.947	2:29.975 (3)	71.26	10.908	10:46:13.475
2 -		IN PIT	10:22.216 P	17.17	8:03.149	10:56:35.691
3 -	OUTLAP	48.409	2:31.080	70.74	12.013	10:59:06.771
4 -	1:32.826	47.693	2:20.519 (2)	76.06	1.452	11:01:27.290
5 -	<b>1:32.687</b>	<b>46.380</b>	<b>2:19.067 (1)</b>	<b>76.85</b>		<b>11:03:46.357</b>



# BMCRC - MRO Championships 2023 - Rnd 7 @ Snetterton

## Reactive Parts MRO Powerbike inc Clubman 1000 / Thunderbike Ultra

### QUALIFYING - BEST SECTORS

SECTOR 1			SECTOR 2			IDEAL / BEST COMPARISON						
POS	NO	NAME	TIME	NO	NAME	TIME	POS	NO	NAME	IDEAL	BEST	DIFF
									<b>PERFECT LAP</b>	<b>1:55.100</b>		
1	26	WAINWRIGHT	1:16.768	26	WAINWRIGHT	38.332	1	26	WAINWRIGHT	1:55.100	1:55.185	0.085
2	48	WILSON	1:18.326	48	WILSON	38.865	2	48	WILSON	1:57.191	1:57.191	0.000
3	2	BAKER	1:18.435	29	GALLINGTON	39.281	3	2	BAKER	1:58.114	1:58.398	0.284
4	29	GALLINGTON	1:18.846	224	HEALEY	39.499	4	29	GALLINGTON	1:58.127	1:58.127	0.000
5	37	GROVER	1:18.867	2	BAKER	39.679	5	37	GROVER	1:58.706	1:58.706	0.000
6	79	BURRILL	1:19.268	37	GROVER	39.839	6	224	HEALEY	1:59.456	1:59.773	0.317
7	800	CREASEY	1:19.557	800	CREASEY	39.949	7	79	BURRILL	1:59.489	1:59.727	0.238
8	224	HEALEY	1:19.957	79	BURRILL	40.221	8	800	CREASEY	1:59.506	1:59.912	0.406
9	15	BEDWELL	1:20.783	5	KILLWORTH	40.636	9	60	YOUNGE	2:01.701	2:01.701	0.000
10	60	YOUNGE	1:20.835	30	PENRICE	40.664	10	5	KILLWORTH	2:02.133	2:02.481	0.348
11	188	KRAWIECKI	1:21.324	100	HUNTER	40.762	11	188	KRAWIECKI	2:02.176	2:02.576	0.400
12	5	KILLWORTH	1:21.497	91	TAYLOR	40.811	12	30	PENRICE	2:02.219	2:02.219	0.000
13	30	PENRICE	1:21.555	188	KRAWIECKI	40.852	13	15	BEDWELL	2:02.389	2:02.459	0.070
14	22	ROOKE	1:21.748	60	YOUNGE	40.866	14	100	HUNTER	2:02.570	2:02.719	0.149
15	100	HUNTER	1:21.808	78	THOMAS	41.034	15	22	ROOKE	2:03.173	2:03.442	0.269
16	78	THOMAS	1:22.794	19	DONOVAN	41.198	16	78	THOMAS	2:03.828	2:03.828	0.000
17	10	MERCER	1:22.799	22	ROOKE	41.425	17	91	TAYLOR	2:04.067	2:04.729	0.662
18	102	FEARN	1:23.092	10	MERCER	41.593	18	10	MERCER	2:04.392	2:04.392	0.000
19	91	TAYLOR	1:23.256	15	BEDWELL	41.606	19	19	DONOVAN	2:04.648	2:04.860	0.212
20	58	ALLEN	1:23.328	58	ALLEN	41.889	20	102	FEARN	2:05.104	2:05.206	0.102
21	19	DONOVAN	1:23.450	333	HOUGHTON	41.938	21	58	ALLEN	2:05.217	2:05.226	0.009
22	39	WEBSTER	1:23.460	39	WEBSTER	41.996	22	39	WEBSTER	2:05.456	2:05.456	0.000
23	229	JAMES	1:23.785	102	FEARN	42.012	23	229	JAMES	2:05.898	2:06.419	0.521
24	4	KILLWORTH	1:23.823	229	JAMES	42.113	24	4	KILLWORTH	2:06.180	2:06.489	0.309
25	80	OVEL	1:24.104	75	WILLIAMS	42.137	25	333	HOUGHTON	2:06.437	2:07.383	0.946
26	169	SMITH	1:24.160	169	SMITH	42.335	26	80	OVEL	2:06.463	2:06.613	0.150
27	333	HOUGHTON	1:24.499	117	STAGG	42.339	27	169	SMITH	2:06.495	2:06.903	0.408
28	117	STAGG	1:24.740	4	KILLWORTH	42.357	28	117	STAGG	2:07.079	2:07.280	0.201
29	75	WILLIAMS	1:25.489	80	OVEL	42.359	29	75	WILLIAMS	2:07.626	2:07.626	0.000
30	17	KILLWORTH	1:25.677	23	ROSE	42.369	30	17	KILLWORTH	2:08.127	2:08.127	0.000
31	46	GATES	1:25.998	17	KILLWORTH	42.450	31	46	GATES	2:08.953	2:08.953	0.000
32	20	SWYER	1:27.024	40	BATE	42.906	32	23	ROSE	2:10.046	2:10.590	0.544
33	96	SCOTT	1:27.040	46	GATES	42.955	33	20	SWYER	2:10.606	2:10.606	0.000
34	23	ROSE	1:27.677	20	SWYER	43.582	34	40	BATE	2:10.959	2:11.485	0.526
35	40	BATE	1:28.053	261	GREGORIO	43.747	35	96	SCOTT	2:10.979	2:10.979	0.000
36	21	BRENNAN	1:28.648	21	BRENNAN	43.805	36	21	BRENNAN	2:12.453	2:13.172	0.719
37	261	GREGORIO	1:28.865	96	SCOTT	43.939	37	261	GREGORIO	2:12.612	2:12.960	0.348
38	373	EAGLING	1:29.240	114	BATE	44.270	38	114	BATE	2:13.785	2:13.785	0.000
39	114	BATE	1:29.515	373	EAGLING	44.670	39	373	EAGLING	2:13.910	2:13.910	0.000
40	24	REYNOLDS	1:32.687	24	REYNOLDS	46.380	40	24	REYNOLDS	2:19.067	2:19.067	0.000
41							41	77	BENSTED		2:01.829	
42							42	63	WREN		2:03.293	
43												

# BMCRC - MRO Championships 2023 - Rnd 7 @ Snetterton

Reactive Parts MRO Powerbike inc Clubman 1000 / Thunderbike Ultra

## QUALIFYING - STATISTICS

**Competitors Started** 43  
**Planned Start** 2023-09-02 @ 10:31:00.000  
**Actual Start** 2023-09-02 @ 10:43:23.054  
**Finish Time** 2023-09-02 @ 11:03:04.609  
**Track Length** 2.9689mi.  
**Total Laps** 212  
**Total Distance Covered** 629.4092mi.

### Session Fastest Lap History

NO	CL	NAME	LAP TIME	TIME OF DAY	LAP	VEHICLE
29		Paul GALLINGTON	<b>2:03.133</b>	10:45:33.742	1	Honda CBR1000
29		Paul GALLINGTON	<b>1:58.127</b>	11:00:31.208	4	Honda CBR1000
26		Josh WAINWRIGHT	<b>1:55.185</b>	11:01:47.419	4	Honda CBR1000

### Flag History

TYPE	TIME OF DAY
GREEN	10:43:23.054
RED	10:46:45.488
GREEN	10:56:26.479
FINISH	11:03:04.609

### Flag Statistics

TYPE	COUNT	TOTAL LAPS	TOTAL TIME
Green	2	6	12:11.529
Red	1	0	9:40.990
Safety Car	0	0	0.000
FCY	0	0	0.000

# BMCRC - MRO Championships 2023 - Rnd 7 @ Snetterton

Reactive Parts MRO Powerbike inc Clubman 1000 / Thunderbike Ultra

## QUALIFYING - STATISTICS

CLASS :

11 Starters

### Fastest Lap History

NO	NAME	LAP TIME	TIME OF DAY	LAP	VEHICLE
29	Paul GALLINGTON	2:03.133	10:45:33.742	1	Honda CBR1000
29	Paul GALLINGTON	1:58.127	11:00:31.208	4	Honda CBR1000
26	Josh WAINWRIGHT	1:55.185	11:01:47.419	4	Honda CBR1000

**BMCRC - MRO Championships 2023 - Rnd 7 @ Snetterton**

**Reactive Parts MRO Powerbike inc Clubman 1000 / Thunderbike Ultra**

**QUALIFYING - STATISTICS**

**CLASS : C**

13 Starters

**Fastest Lap History**

NO	NAME	LAP TIME	TIME OF DAY	LAP	VEHICLE
37	Clayton GROVER	<b>2:05.697</b>	10:45:38.647	1	Yamaha R1
37	Clayton GROVER	<b>1:59.122</b>	11:00:34.580	4	Yamaha R1
37	Clayton GROVER	<b>1:58.706</b>	11:04:32.466	6	Yamaha R1

# BMCRC - MRO Championships 2023 - Rnd 7 @ Snetterton

Reactive Parts MRO Powerbike inc Clubman 1000 / Thunderbike Ultra

## QUALIFYING - STATISTICS

CLASS : U

20 Starters

### Fastest Lap History

NO	NAME	LAP TIME	TIME OF DAY	LAP	VEHICLE
58	Michael ALLEN	<b>2:12.673</b>	10:45:48.073	1	Kawasaki ZX10R
800	Morgan CREASEY	<b>2:01.795</b>	11:00:49.339	4	Suzuki GSXR 1000 K7
800	Morgan CREASEY	<b>1:59.912</b>	11:02:49.252	5	Suzuki GSXR 1000 K7

**BMCRC - MRO Championships 2023 - Rnd 7 @ Snetterton**

**BMCRC Thunderbike Ultra & Extreme**

**RACE 6 - GRID (5 Laps)**



ROW 10		28	228 Paul McFADDEN			
ROW 9	27	103 Craig GOFFORD	26	24 Mark REYNOLDS	25	212 Martin BRADER
ROW 8	24	2:13.910 373 Robert EAGLING	23	2:13.785 114 Richard BATE	22	2:13.172 21 Danny BRENNAN
ROW 7	21	2:11.485 40 Malcolm BATE	20	2:10.979 96 Pete SCOTT	19	2:10.606 20 Connor SWYER
ROW 6	18	2:10.590 23 Justin ROSE	17	2:10.580 744 Gary ANDERSON	16	2:09.535 6 Andrew FIRTH
ROW 5	15	2:08.953 46 Simon GATES	14	2:08.127 17 Jordan KILLWORTH	13	2:07.280 117 Raymond STAGG
ROW 4	12	2:06.903 169 Cory SMITH	11	2:06.613 80 Mark OVEL	10	2:06.489 4 Hayden KILLWORTH
ROW 3	9	2:06.208 118 Darren CORKETT	8	2:05.750 129 Derek CRIPPS	7	2:05.226 58 Michael ALLEN
ROW 2	6	2:05.206 102 James FEARN	5	2:04.860 19 Tyler DONOVAN	4	2:04.594 52 Barry MANTELL
ROW 1	3	2:03.494 78 Jamie THOMAS	2	2:02.481 5 Stacey KILLWORTH	1	1:59.912 800 Morgan CREASEY
<b>Pole</b>						

Snetterton 300: 2.9689 miles

These results are provisional until the conclusion of any judicial and technical matters.

Clerk Of Course :	Stewards :	Timekeeper : <i>Craig Smith</i>
-------------------	------------	------------------------------------

Results can be found at [www.tsl-timing.com](http://www.tsl-timing.com)

Printed - 11:26 Saturday, 02 September 2023



# BMCRC - MRO Championships 2023 - Rnd 7 @ Snetterton

## BMCRC Thunderbike Ultra & Extreme

### RACE 6 - CLASSIFICATION



POS	NO	CL	PIC NAME	ENTRY	LAPS	TIME	GAP	DIFF	MPH	BEST	ON
1	800	U	1 Morgan CREASEY	Suzuki GSXR 1000 K7 - Warics Ltd	5	10:09.287			87.70	2:00.166	4
2	5	U	2 Stacey KILLWORTH	Suzuki GSXR 1000 - Greenplant/Everns	5	10:09.581	0.294	0.294	87.66	2:00.219	4
3	58	U	3 Michael ALLEN	Kawasaki ZX10R -	5	10:20.131	10.844	10.550	86.17	2:01.655	2
4	78	U	4 Jamie THOMAS	Suzuki GSXR 1000 - Team RubyRacing DART Moto	5	10:20.488	11.201	0.357	86.12	2:02.740	2
5	102	U	5 James FEARN	Suzuki GSXR1000 - Mark Wilby plumbing	5	10:27.101	17.814	6.613	85.21	2:03.300	2
6	80	U	6 Mark OVEL	Yamaha R1 -	5	10:32.873	23.586	5.772	84.44	2:04.353	5
7	169	U	7 Cory SMITH	Suzuki K1 1000 -	5	10:36.644	27.357	3.771	83.94	2:04.663	4
8	52	E	1 Barry MANTELL	Honda 929 FIREBLADE - Swedish car connection	5	10:36.876	27.589	0.232	83.91	2:04.014	4
9	17	U	8 Jordan KILLWORTH	Kawasaki ZX10R - BK Racing / Rabbit	5	10:40.133	30.846	3.257	83.48	2:06.162	4
10	23	U	9 Justin ROSE	Yamaha R1 -	5	10:40.673	31.386	0.540	83.41	2:05.247	5
11	46	U	10 Simon GATES	Yamaha YZF R1 - T.A Roden LTD / Canine Plus Hyc	5	10:41.308	32.021	0.635	83.33	2:06.264	4
12	117	U	11 Raymond STAGG	SUZUKI GSXR 750 -	5	10:42.398	33.111	1.090	83.18	2:06.259	4
13	118	E	2 Darren CORKETT	Suzuki GSXR 600 - Jackson & Phillips	5	10:43.304	34.017	0.906	83.07	2:06.275	4
14	40	U	12 Malcolm BATE	Suzuki GSXR1000 - Hartjay	5	10:43.335	34.048	0.031	83.06	2:05.673	4
15	129	E	3 Derek CRIPPS	Yamaha R1 - Team FBR	5	10:43.401	34.114	0.066	83.05	2:05.927	4
16	6	E	4 Andrew FIRTH	Yamaha YZF-R1 - LTRmotorcycles.co.uk / Palmer F	5	10:45.987	36.700	2.586	82.72	2:06.543	4
17	4	U	13 Hayden KILLWORTH	Kawasaki ZX10R - A&S Killworth / H11xy	5	10:53.938	44.651	7.951	81.72	2:05.886	2
18	20	U	14 Connor SWYER	SUZUKI GSXR 1000 K6 - WSC Performance & lleithy	5	10:55.992	46.705	2.054	81.46	2:08.618	2
19	96	U	15 Pete SCOTT	Suzuki GSXR1000K5 - South Hill MOT Centre	5	11:00.151	50.864	4.159	80.95	2:08.512	4
20	24	U	16 Mark REYNOLDS	Yamaha R1 4C8 -	5	11:00.669	51.382	0.518	80.88	2:08.380	4
21	744	E	5 Gary ANDERSON	Honda 954RR - A&M MOT Services. Guildford	5	11:02.967	53.680	2.298	80.60	2:10.019	5
22	373	U	17 Robert EAGLING	SUZUKI GSXR1000 -	5	11:05.634	56.347	2.667	80.28	2:10.099	4
23	114*	U	18 Richard BATE	Yamaha R1 - TEAM PSR	5	11:18.790	1:09.503	13.156	78.72	2:13.374	2
24	103	U	19 Craig GOFFORD	Kawasaki ZX10R - Beg, Borrow & steal	5	11:20.362	1:11.075	1.572	78.54	2:11.633	5
25	212	E	6 Martin BRADER	Aprilia RSVR - Infinity PM	5	11:35.285	1:25.998	14.923	76.86	2:16.571	4

#### NOT CLASSIFIED

DNF	19	U	Tyler DONOVAN	Kawasaki ZX10R - Tinder Corp	4	8:12.677	1 Lap	1 Lap	86.77	2:01.307	2
-----	----	---	---------------	------------------------------	---	----------	-------	-------	-------	----------	---

#### FASTEST LAP

	800	U	Morgan CREASEY	Suzuki GSXR 1000 K7 - Warics Ltd	4	2:00.166			88.94 mph	143.14 kph	
	52	E	Barry MANTELL	Honda 929 FIREBLADE - Swedish car connection	4	2:04.014			86.18 mph	138.70 kph	

\* Bike 114 - Please fit a working transponder  
 Class U - 92.5% of Race Speed = 81.12 mph  
 Class E - 92.5% of Race Speed = 77.61 mph

Weather / Track : Cloudy / Dry

These results are provisional until the conclusion of any judicial and technical matters.

Race Distance: 5 Laps / 14.84 miles

Snetterton 300: 2.9689 miles

Date: 02/09/2023 Start: 13:14 Finish: 13:24

Clerk Of Course :	Stewards :	Timekeeper : <i>Craig Smith</i>
-------------------	------------	------------------------------------

Results can be found at [www.tsl-timing.com](http://www.tsl-timing.com)

Printed - 13:31 Saturday, 02 September 2023



# BMCRC - MRO Championships 2023 - Rnd 7 @ Snetterton

## BMCRC Thunderbike Ultra & Extreme

### RACE 6 - LAP CHART

LAP 1 @ 13:16:38.793			LAP 2 @ 13:18:39.821			LAP 3 @ 13:20:40.733			LAP 4 @ 13:22:40.899			LAP 5 @ 13:24:41.492		
NO	BEHIND	LAP TIME	NO	BEHIND	LAP TIME	NO	BEHIND	LAP TIME	NO	BEHIND	LAP TIME	NO	BEHIND	LAP TIME
800		2:06.588	800		2:01.028	800		2:00.912	800		2:00.166	800		2:00.593
5	0.178	2:06.766	5	0.185	2:01.035	5	0.267	2:00.994	5	0.320	2:00.219	5	0.294	2:00.567
19	1.389	2:07.977	19	1.668	2:01.307	19	2.480	2:01.724	19	3.983	2:01.669	58	10.844	2:03.694
58	1.814	2:08.402	58	2.441	2:01.655	58	4.801	2:03.272	58	7.743	2:03.108	78	11.201	2:02.842
78	2.199	2:08.787	78	3.911	2:02.740	78	6.193	2:03.194	78	8.952	2:02.925	102	17.814	2:05.873
102	2.958	2:09.546	102	5.230	2:03.300	102	7.775	2:03.457	102	12.534	2:04.925	80	23.586	2:04.353
17	5.807	2:12.395	80	11.442	2:06.600	80	15.616	2:05.086	80	19.826	2:04.376	169	27.357	2:05.394
80	5.870	2:12.458	17	12.806	2:08.027	169	18.059	2:05.613	169	22.556	2:04.663	52	27.589	2:05.226
52	6.601	2:13.189	169	13.358	2:07.694	52	19.108	2:06.277	52	22.956	2:04.014	17	30.846	2:06.273
169	6.692	2:13.280	52	13.743	2:08.170	17	19.170	2:07.276	17	25.166	2:06.162	23	31.386	2:05.247
118	7.116	2:13.704	46	13.893	2:07.229	46	19.662	2:06.681	46	25.760	2:06.264	46	32.021	2:06.854
46	7.692	2:14.280	118	13.985	2:07.897	117	20.457	2:06.870	117	26.550	2:06.259	117	33.111	2:07.154
23	8.616	2:15.204	117	14.499	2:06.478	118	20.955	2:07.882	23	26.732	2:05.665	118	34.017	2:07.546
129	8.706	2:15.294	23	15.481	2:07.893	23	21.233	2:06.664	118	27.064	2:06.275	40	34.048	2:07.090
117	9.049	2:15.637	40	16.283	2:07.651	129	21.603	2:05.960	129	27.364	2:05.927	129	34.114	2:07.343
40	9.660	2:16.248	129	16.555	2:08.877	40	22.044	2:06.673	40	27.551	2:05.673	6	36.700	2:08.273
6	10.737	2:17.325	6	16.723	2:07.014	6	22.643	2:06.832	6	29.020	2:06.543	4	44.651	2:07.488
20	12.971	2:19.559	4	18.114	2:05.886	20	28.871	2:09.222	20	37.374	2:08.669	20	46.705	2:09.924
744	13.170	2:19.758	20	20.561	2:08.618	4	29.307	2:12.105	4	37.756	2:08.615	96	50.864	2:09.774
4	13.256	2:19.844	744	22.521	2:10.379	744	33.255	2:11.646	96	41.683	2:08.512	24	51.382	2:09.802
96	13.792	2:20.380	96	22.940	2:10.176	96	33.337	2:11.309	24	42.173	2:08.380	744	53.680	2:10.019
24	14.602	2:21.190	24	24.931	2:11.357	24	33.959	2:09.940	744	44.254	2:11.165	373	56.347	2:11.381
373	15.991	2:22.579	373	26.017	2:11.054	373	35.626	2:10.521	373	45.559	2:10.099	114	1:09.503	2:13.427
114	18.071	2:24.659	114	30.417	2:13.374	114	43.015	2:13.510	114	56.669	2:13.820	103	1:11.075	2:11.633
212	20.032	2:26.620	103	36.033	2:16.416	103	47.780	2:12.659	103	1:00.035	2:12.421	212	1:25.998	2:17.081
103	20.645	2:27.233	212	36.950	2:17.946	212	53.105	2:17.067	212	1:09.510	2:16.571			



# BMCRC - MRO Championships 2023 - Rnd 7 @ Snetterton

## BMCRC Thunderbike Ultra & Extreme

### RACE 6 - POSITION CHART

No	Name	Lap	1	2	3	4	5
		Pos					
800	CREASEY	1	800	800	800	800	800
5	KILLWORTH	2	5	5	5	5	5
78	THOMAS	3	19	19	19	19	58
52	MANTELL	4	58	58	58	58	78
19	DONOVAN	5	78	78	78	78	102
102	FEARN	6	102	102	102	102	80
58	ALLEN	7	17	80	80	80	169
129	CRIPPS	8	80	17	169	169	52
118	CORKETT	9	52	169	52	52	17
4	KILLWORTH	10	169	52	17	17	23
80	OVEL	11	118	46	46	46	46
169	SMITH	12	46	118	117	117	117
117	STAGG	13	23	117	118	23	118
17	KILLWORTH	14	129	23	23	118	40
46	GATES	15	117	40	129	129	129
6	FIRTH	16	40	129	40	40	6
744	ANDERSON	17	6	6	6	6	4
23	ROSE	18	20	4	20	20	20
20	SWYER	19	744	20	4	4	96
96	SCOTT	20	4	744	744	96	24
40	BATE	21	96	96	96	24	744
114	BATE	22	24	24	24	744	373
373	EAGLING	23	373	373	373	373	114
212	BRADER	24	114	114	114	114	103
24	REYNOLDS	25	212	103	103	103	212
103	GOFFORD	26	103	212	212	212	

# BMCRC - MRO Championships 2023 - Rnd 7 @ Snetterton

## BMCRC Thunderbike Ultra & Extreme

### RACE 6 - SECTOR ANALYSIS



SECTOR 1 = FL to I1, SECTOR 2 = I1 to FL, DIFF = Difference To Personal Best Lap, P = Crossed Finish Line in Pit Lane, D = Time Disallowed

P1		800 U		Morgan CREASEY		Suzuki GSXR 1000 K7 - Warics Ltd	
IDEAL LAP TIME : 1:59.968		BEST LAP TIME : 2:00.166		DIFFERENCE : 0.198			
LAP	SECTOR 1	SECTOR 2	LAP TIME	MPH	DIFF	TIME OF DAY	
1 -		40.316	2:06.588	84.43	6.422	13:16:38.793	
2 -	1:20.821	40.207	2:01.028	88.31	0.862	13:18:39.821	
3 -	1:20.771	40.141	2:00.912 (3)	88.39	0.746	13:20:40.733	
4 -	1:20.329	<b>39.837</b>	<b>2:00.166 (1)</b>	<b>88.94</b>		<b>13:22:40.899</b>	
5 -	<b>1:20.131</b>	40.462	2:00.593 (2)	88.62	0.427	13:24:41.492	

P2		5 U		Stacey KILLWORTH		Suzuki GSXR 1000 - Greenplant/Everns	
IDEAL LAP TIME : 2:00.006		BEST LAP TIME : 2:00.219		DIFFERENCE : 0.213			
LAP	SECTOR 1	SECTOR 2	LAP TIME	MPH	DIFF	TIME OF DAY	
1 -		40.252	2:06.766	84.31	6.547	13:16:38.971	
2 -	1:20.947	40.088	2:01.035	88.30	0.816	13:18:40.006	
3 -	1:20.916	40.078	2:00.994 (3)	88.33	0.775	13:20:41.000	
4 -	1:20.379	<b>39.840</b>	<b>2:00.219 (1)</b>	<b>88.90</b>		<b>13:22:41.219</b>	
5 -	<b>1:20.166</b>	40.401	2:00.567 (2)	88.64	0.348	13:24:41.786	

P3		58 U		Michael ALLEN		Kawasaki ZX10R -	
IDEAL LAP TIME : 2:01.655		BEST LAP TIME : 2:01.655		DIFFERENCE : 0.000			
LAP	SECTOR 1	SECTOR 2	LAP TIME	MPH	DIFF	TIME OF DAY	
1 -		40.751	2:08.402	83.23	6.747	13:16:40.607	
2 -	<b>1:21.223</b>	<b>40.432</b>	<b>2:01.655 (1)</b>	<b>87.85</b>		<b>13:18:42.262</b>	
3 -	1:22.461	40.811	2:03.272 (3)	86.70	1.617	13:20:45.534	
4 -	1:22.210	40.898	2:03.108 (2)	86.81	1.453	13:22:48.642	
5 -	1:22.600	41.094	2:03.694	86.40	2.039	13:24:52.336	

P4		78 U		Jamie THOMAS		Suzuki GSXR 1000 - Team RubyRacing DART Motorsport	
IDEAL LAP TIME : 2:02.184		BEST LAP TIME : 2:02.740		DIFFERENCE : 0.556			
LAP	SECTOR 1	SECTOR 2	LAP TIME	MPH	DIFF	TIME OF DAY	
1 -		40.821	2:08.787	82.99	6.047	13:16:40.992	
2 -	<b>1:21.534</b>	41.206	<b>2:02.740 (1)</b>	<b>87.07</b>		<b>13:18:43.732</b>	
3 -	1:22.346	40.848	2:03.194	86.75	0.454	13:20:46.926	
4 -	1:21.953	40.972	2:02.925 (3)	86.94	0.185	13:22:49.851	
5 -	1:22.192	<b>40.650</b>	2:02.842 (2)	87.00	0.102	13:24:52.693	

P5		102 U		James FEARN		Suzuki GSXR1000 - Mark Wilby plumbing	
IDEAL LAP TIME : 2:02.796		BEST LAP TIME : 2:03.300		DIFFERENCE : 0.504			
LAP	SECTOR 1	SECTOR 2	LAP TIME	MPH	DIFF	TIME OF DAY	
1 -		<b>40.655</b>	2:09.546	82.50	6.246	13:16:41.751	
2 -	<b>1:22.141</b>	41.159	<b>2:03.300 (1)</b>	<b>86.68</b>		<b>13:18:45.051</b>	
3 -	1:22.738	40.719	2:03.457 (2)	86.57	0.157	13:20:48.508	
4 -	1:23.349	41.576	2:04.925 (3)	85.55	1.625	13:22:53.433	
5 -	1:23.906	41.967	2:05.873	84.91	2.573	13:24:59.306	

P6		80 U		Mark OVEL		Yamaha R1 -	
IDEAL LAP TIME : 2:04.035		BEST LAP TIME : 2:04.353		DIFFERENCE : 0.318			
LAP	SECTOR 1	SECTOR 2	LAP TIME	MPH	DIFF	TIME OF DAY	
1 -		42.555	2:12.458	80.69	8.105	13:16:44.663	
2 -	1:24.733	41.867	2:06.600	84.42	2.247	13:18:51.263	
3 -	1:23.357	41.729	2:05.086 (3)	85.44	0.733	13:20:56.349	
4 -	1:22.885	<b>41.491</b>	2:04.376 (2)	85.93	0.023	13:23:00.725	
5 -	<b>1:22.544</b>	41.809	<b>2:04.353 (1)</b>	<b>85.94</b>		<b>13:25:05.078</b>	

# BMCRC - MRO Championships 2023 - Rnd 7 @ Snetterton

## BMCRC Thunderbike Ultra & Extreme

### RACE 6 - SECTOR ANALYSIS



SECTOR 1 = FL to I1, SECTOR 2 = I1 to FL, DIFF = Difference To Personal Best Lap, P = Crossed Finish Line in Pit Lane, D = Time Disallowed

P7 169 U		Cory SMITH		Suzuki K1 1000 -		
IDEAL LAP TIME : 2:04.663		BEST LAP TIME : 2:04.663		DIFFERENCE : 0.000		
LAP	SECTOR 1	SECTOR 2	LAP TIME	MPH	DIFF	TIME OF DAY
1 -		42.158	2:13.280	80.19	8.617	13:16:45.485
2 -	1:25.117	42.577	2:07.694	83.70	3.031	13:18:53.179
3 -	1:23.811	41.802	2:05.613 (3)	85.08	0.950	13:20:58.792
4 -	<b>1:23.155</b>	<b>41.508</b>	<b>2:04.663 (1)</b>	<b>85.73</b>		<b>13:23:03.455</b>
5 -	1:23.453	41.941	2:05.394 (2)	85.23	0.731	13:25:08.849

P8 52 E		Barry MANTELL		Honda 929 FIREBLADE - Swedish car connection		
IDEAL LAP TIME : 2:04.014		BEST LAP TIME : 2:04.014		DIFFERENCE : 0.000		
LAP	SECTOR 1	SECTOR 2	LAP TIME	MPH	DIFF	TIME OF DAY
1 -		42.436	2:13.189	80.24	9.175	13:16:45.394
2 -	1:25.553	42.617	2:08.170	83.38	4.156	13:18:53.564
3 -	1:25.117	41.160	2:06.277 (3)	84.63	2.263	13:20:59.841
4 -	<b>1:22.988</b>	<b>41.026</b>	<b>2:04.014 (1)</b>	<b>86.18</b>		<b>13:23:03.855</b>
5 -	1:23.300	41.926	2:05.226 (2)	85.35	1.212	13:25:09.081

P9 17 U		Jordan KILLWORTH		Kawasaki ZX10R - BK Racing / Rabbit		
IDEAL LAP TIME : 2:06.125		BEST LAP TIME : 2:06.162		DIFFERENCE : 0.037		
LAP	SECTOR 1	SECTOR 2	LAP TIME	MPH	DIFF	TIME OF DAY
1 -		42.352	2:12.395	80.72	6.233	13:16:44.600
2 -	1:25.450	42.577	2:08.027	83.48	1.865	13:18:52.627
3 -	1:25.403	<b>41.873</b>	2:07.276 (3)	83.97	1.114	13:20:59.903
4 -	<b>1:24.252</b>	41.910	<b>2:06.162 (1)</b>	<b>84.71</b>		<b>13:23:06.065</b>
5 -	1:24.379	41.894	2:06.273 (2)	84.64	0.111	13:25:12.338

P10 23 U		Justin ROSE		Yamaha R1 -		
IDEAL LAP TIME : 2:05.247		BEST LAP TIME : 2:05.247		DIFFERENCE : 0.000		
LAP	SECTOR 1	SECTOR 2	LAP TIME	MPH	DIFF	TIME OF DAY
1 -		42.273	2:15.204	79.05	9.957	13:16:47.409
2 -	1:24.780	43.113	2:07.893	83.57	2.646	13:18:55.302
3 -	1:24.197	42.467	2:06.664 (3)	84.38	1.417	13:21:01.966
4 -	1:23.668	41.997	2:05.665 (2)	85.05	0.418	13:23:07.631
5 -	<b>1:23.541</b>	<b>41.706</b>	<b>2:05.247 (1)</b>	<b>85.33</b>		<b>13:25:12.878</b>

P11 46 U		Simon GATES		Yamaha YZF R1 - T.A Roden LTD / Canine Plus Hydro		
IDEAL LAP TIME : 2:05.797		BEST LAP TIME : 2:06.264		DIFFERENCE : 0.467		
LAP	SECTOR 1	SECTOR 2	LAP TIME	MPH	DIFF	TIME OF DAY
1 -		42.135	2:14.280	79.59	8.016	13:16:46.485
2 -	1:24.788	42.441	2:07.229	84.00	0.965	13:18:53.714
3 -	1:24.791	<b>41.890</b>	2:06.681 (2)	84.37	0.417	13:21:00.395
4 -	<b>1:23.907</b>	42.357	<b>2:06.264 (1)</b>	<b>84.64</b>		<b>13:23:06.659</b>
5 -	1:24.685	42.169	2:06.854 (3)	84.25	0.590	13:25:13.513

P12 117 U		Raymond STAGG		SUZUKI GSXR 750 -		
IDEAL LAP TIME : 2:05.854		BEST LAP TIME : 2:06.259		DIFFERENCE : 0.405		
LAP	SECTOR 1	SECTOR 2	LAP TIME	MPH	DIFF	TIME OF DAY
1 -		42.366	2:15.637	78.79	9.378	13:16:47.842
2 -	1:24.232	42.246	2:06.478 (2)	84.50	0.219	13:18:54.320
3 -	1:24.625	<b>42.245</b>	2:06.870 (3)	84.24	0.611	13:21:01.190
4 -	<b>1:23.609</b>	42.650	<b>2:06.259 (1)</b>	<b>84.65</b>		<b>13:23:07.449</b>
5 -	1:24.220	42.934	2:07.154	84.05	0.895	13:25:14.603

# BMCRC - MRO Championships 2023 - Rnd 7 @ Snetterton

## BMCRC Thunderbike Ultra & Extreme

### RACE 6 - SECTOR ANALYSIS



SECTOR 1 = FL to I1, SECTOR 2 = I1 to FL, DIFF = Difference To Personal Best Lap, P = Crossed Finish Line in Pit Lane, D = Time Disallowed

P13 118 E		Darren CORKETT		Suzuki GSXR 600 - Jackson & Phillips		
IDEAL LAP TIME : 2:06.218		BEST LAP TIME : 2:06.275		DIFFERENCE : 0.057		
LAP	SECTOR 1	SECTOR 2	LAP TIME	MPH	DIFF	TIME OF DAY
1 -		<b>42.333</b>	2:13.704	79.93	7.429	13:16:45.909
2 -	1:25.032	42.865	2:07.897	83.56	1.622	13:18:53.806
3 -	1:25.356	42.526	2:07.882 (3)	83.57	1.607	13:21:01.688
4 -	<b>1:23.885</b>	42.390	<b>2:06.275 (1)</b>	<b>84.64</b>		<b>13:23:07.963</b>
5 -	1:24.370	43.176	2:07.546 (2)	83.79	1.271	13:25:15.509

P14 40 U		Malcolm BATE		Suzuki GSXR1000 - Hartjay		
IDEAL LAP TIME : 2:05.623		BEST LAP TIME : 2:05.673		DIFFERENCE : 0.050		
LAP	SECTOR 1	SECTOR 2	LAP TIME	MPH	DIFF	TIME OF DAY
1 -		42.368	2:16.248	78.44	10.575	13:16:48.453
2 -	1:24.337	43.314	2:07.651	83.72	1.978	13:18:56.104
3 -	1:24.706	41.967	2:06.673 (2)	84.37	1.000	13:21:02.777
4 -	1:24.222	<b>41.451</b>	<b>2:05.673 (1)</b>	<b>85.04</b>		<b>13:23:08.450</b>
5 -	<b>1:24.172</b>	42.918	2:07.090 (3)	84.09	1.417	13:25:15.540

P15 129 E		Derek CRIPPS		Yamaha R1 - Team FBR		
IDEAL LAP TIME : 2:05.421		BEST LAP TIME : 2:05.927		DIFFERENCE : 0.506		
LAP	SECTOR 1	SECTOR 2	LAP TIME	MPH	DIFF	TIME OF DAY
1 -		42.380	2:15.294	78.99	9.367	13:16:47.499
2 -	1:25.355	43.522	2:08.877	82.93	2.950	13:18:56.376
3 -	<b>1:23.696</b>	42.264	2:05.960 (2)	84.85	0.033	13:21:02.336
4 -	1:24.202	<b>41.725</b>	<b>2:05.927 (1)</b>	<b>84.87</b>		<b>13:23:08.263</b>
5 -	1:24.357	42.986	2:07.343 (3)	83.93	1.416	13:25:15.606

P16 6 E		Andrew FIRTH		Yamaha YZF-R1 - LTRmotorcycles.co.uk / Palmer Race Skool /		
IDEAL LAP TIME : 2:06.186		BEST LAP TIME : 2:06.543		DIFFERENCE : 0.357		
LAP	SECTOR 1	SECTOR 2	LAP TIME	MPH	DIFF	TIME OF DAY
1 -		42.552	2:17.325	77.83	10.782	13:16:49.530
2 -	1:24.276	42.738	2:07.014 (3)	84.14	0.471	13:18:56.544
3 -	1:24.717	<b>42.115</b>	2:06.832 (2)	84.26	0.289	13:21:03.376
4 -	<b>1:24.071</b>	42.472	<b>2:06.543 (1)</b>	<b>84.46</b>		<b>13:23:09.919</b>
5 -	1:25.751	42.522	2:08.273	83.32	1.730	13:25:18.192

P17 4 U		Hayden KILLWORTH		Kawasaki ZX10R - A&S Killworth / H11xy		
IDEAL LAP TIME : 2:05.697		BEST LAP TIME : 2:05.886		DIFFERENCE : 0.189		
LAP	SECTOR 1	SECTOR 2	LAP TIME	MPH	DIFF	TIME OF DAY
1 -		43.310	2:19.844	76.42	13.958	13:16:52.049
2 -	<b>1:23.896</b>	41.990	<b>2:05.886 (1)</b>	<b>84.90</b>		<b>13:18:57.935</b>
3 -	1:29.074	43.031	2:12.105	80.90	6.219	13:21:10.040
4 -	1:25.420	43.195	2:08.615 (3)	83.10	2.729	13:23:18.655
5 -	1:25.687	<b>41.801</b>	2:07.488 (2)	83.83	1.602	13:25:26.143

P18 20 U		Connor SWYER		SUZUKI GSXR 1000 K6 - WSC Performace & lleithyr farm & dac		
IDEAL LAP TIME : 2:08.321		BEST LAP TIME : 2:08.618		DIFFERENCE : 0.297		
LAP	SECTOR 1	SECTOR 2	LAP TIME	MPH	DIFF	TIME OF DAY
1 -		43.995	2:19.559	76.58	10.941	13:16:51.764
2 -	<b>1:25.320</b>	43.298	<b>2:08.618 (1)</b>	<b>83.09</b>		<b>13:19:00.382</b>
3 -	1:26.221	<b>43.001</b>	2:09.222 (3)	82.71	0.604	13:21:09.604
4 -	1:25.598	43.071	2:08.669 (2)	83.06	0.051	13:23:18.273
5 -	1:26.505	43.419	2:09.924	82.26	1.306	13:25:28.197

# BMCRC - MRO Championships 2023 - Rnd 7 @ Snetterton

## BMCRC Thunderbike Ultra & Extreme

### RACE 6 - SECTOR ANALYSIS



SECTOR 1 = FL to I1, SECTOR 2 = I1 to FL, DIFF = Difference To Personal Best Lap, P = Crossed Finish Line in Pit Lane, D = Time Disallowed

P19 96 U		Pete SCOTT		Suzuki GSXR1000K5 - South Hill MOT Centre		
IDEAL LAP TIME : 2:08.512		BEST LAP TIME : 2:08.512		DIFFERENCE : 0.000		
LAP	SECTOR 1	SECTOR 2	LAP TIME	MPH	DIFF	TIME OF DAY
1 -		43.841	2:20.380	76.13	11.868	13:16:52.585
2 -	1:26.251	43.925	2:10.176 (3)	82.10	1.664	13:19:02.761
3 -	1:27.405	43.904	2:11.309	81.39	2.797	13:21:14.070
4 -	<b>1:25.489</b>	<b>43.023</b>	<b>2:08.512 (1)</b>	<b>83.16</b>		<b>13:23:22.582</b>
5 -	1:26.503	43.271	2:09.774 (2)	82.35	1.262	13:25:32.356

P20 24 U		Mark REYNOLDS		Yamaha R1 4C8 -		
IDEAL LAP TIME : 2:08.380		BEST LAP TIME : 2:08.380		DIFFERENCE : 0.000		
LAP	SECTOR 1	SECTOR 2	LAP TIME	MPH	DIFF	TIME OF DAY
1 -		44.409	2:21.190	75.69	12.810	13:16:53.395
2 -	1:27.265	44.092	2:11.357	81.36	2.977	13:19:04.752
3 -	1:26.870	43.070	2:09.940 (3)	82.25	1.560	13:21:14.692
4 -	<b>1:26.037</b>	<b>42.343</b>	<b>2:08.380 (1)</b>	<b>83.25</b>		<b>13:23:23.072</b>
5 -	1:26.270	43.532	2:09.802 (2)	82.34	1.422	13:25:32.874

P21 744 E		Gary ANDERSON		Honda 954RR - A&M MOT Services. Guildford		
IDEAL LAP TIME : 2:10.013		BEST LAP TIME : 2:10.019		DIFFERENCE : 0.006		
LAP	SECTOR 1	SECTOR 2	LAP TIME	MPH	DIFF	TIME OF DAY
1 -		44.451	2:19.758	76.47	9.739	13:16:51.963
2 -	1:26.486	43.893	2:10.379 (2)	81.97	0.360	13:19:02.342
3 -	1:27.413	44.233	2:11.646	81.18	1.627	13:21:13.988
4 -	1:27.395	<b>43.770</b>	2:11.165 (3)	81.48	1.146	13:23:25.153
5 -	<b>1:26.243</b>	43.776	<b>2:10.019 (1)</b>	<b>82.20</b>		<b>13:25:35.172</b>

P22 373 U		Robert EAGLING		SUZUKI GSXR1000 -		
IDEAL LAP TIME : 2:10.054		BEST LAP TIME : 2:10.099		DIFFERENCE : 0.045		
LAP	SECTOR 1	SECTOR 2	LAP TIME	MPH	DIFF	TIME OF DAY
1 -		44.564	2:22.579	74.96	12.480	13:16:54.784
2 -	1:27.098	43.956	2:11.054 (3)	81.55	0.955	13:19:05.838
3 -	<b>1:26.790</b>	43.731	2:10.521 (2)	81.88	0.422	13:21:16.359
4 -	1:26.835	<b>43.264</b>	<b>2:10.099 (1)</b>	<b>82.15</b>		<b>13:23:26.458</b>
5 -	1:27.469	43.912	2:11.381	81.35	1.282	13:25:37.839

P23 114 U		Richard BATE		Yamaha R1 - TEAM PSR		
IDEAL LAP TIME :		BEST LAP TIME : 2:13.374		DIFFERENCE :		
LAP	SECTOR 1	SECTOR 2	LAP TIME	MPH	DIFF	TIME OF DAY
1 -			2:24.659	73.88	11.285	13:16:56.864
2 -			<b>2:13.374 (1)</b>	<b>80.13</b>		<b>13:19:10.238</b>
3 -			2:13.510 (3)	80.05	0.136	13:21:23.748
4 -			2:13.820	79.86	0.446	13:23:37.568
5 -			2:13.427 (2)	80.10	0.053	13:25:50.995

P24 103 U		Craig GOFFORD		Kawasaki ZX10R - Beg, Borrow & steal		
IDEAL LAP TIME : 2:11.633		BEST LAP TIME : 2:11.633		DIFFERENCE : 0.000		
LAP	SECTOR 1	SECTOR 2	LAP TIME	MPH	DIFF	TIME OF DAY
1 -		46.522	2:27.233	72.59	15.600	13:16:59.438
2 -	1:31.201	45.215	2:16.416	78.34	4.783	13:19:15.854
3 -	1:27.502	45.157	2:12.659 (3)	80.56	1.026	13:21:28.513
4 -	1:27.413	45.008	2:12.421 (2)	80.71	0.788	13:23:40.934
5 -	<b>1:27.075</b>	<b>44.558</b>	<b>2:11.633 (1)</b>	<b>81.19</b>		<b>13:25:52.567</b>

# BMCRC - MRO Championships 2023 - Rnd 7 @ Snetterton

## BMCRC Thunderbike Ultra & Extreme

### RACE 6 - SECTOR ANALYSIS



SECTOR 1 = FL to I1, SECTOR 2 = I1 to FL, DIFF = Difference To Personal Best Lap, P = Crossed Finish Line in Pit Lane, D = Time Disallowed

P25 212 E		Martin BRADER		Aprilia RSVR - Infinity PM			
IDEAL LAP TIME : 2:16.304		BEST LAP TIME : 2:16.571		DIFFERENCE : 0.267			
LAP	SECTOR 1	SECTOR 2	LAP TIME	MPH	DIFF	TIME OF DAY	
1 -		45.963	2:26.620	72.89	10.049	13:16:58.825	
2 -	1:32.125	45.821	2:17.946	77.48	1.375	13:19:16.771	
3 -	<b>1:31.312</b>	45.755	2:17.067 (2)	77.97	0.496	13:21:33.838	
4 -	1:31.579	<b>44.992</b>	<b>2:16.571 (1)</b>	<b>78.26</b>		<b>13:23:50.409</b>	
5 -	1:31.331	45.750	2:17.081 (3)	77.96	0.510	13:26:07.490	

P26 19 U		Tyler DONOVAN		Kawasaki ZX10R - Tinder Corp			
IDEAL LAP TIME : 2:01.102		BEST LAP TIME : 2:01.307		DIFFERENCE : 0.205			
LAP	SECTOR 1	SECTOR 2	LAP TIME	MPH	DIFF	TIME OF DAY	
1 -		40.442	2:07.977	83.51	6.670	13:16:40.182	
2 -	<b>1:20.922</b>	40.385	<b>2:01.307 (1)</b>	<b>88.10</b>		<b>13:18:41.489</b>	
3 -	1:21.521	40.203	2:01.724 (3)	87.80	0.417	13:20:43.213	
4 -	1:21.489	<b>40.180</b>	2:01.669 (2)	87.84	0.362	13:22:44.882	

# BMCRC - MRO Championships 2023 - Rnd 7 @ Snetterton

## BMCRC Thunderbike Ultra & Extreme

### RACE 6 - BEST SECTORS

SECTOR 1			SECTOR 2			IDEAL / BEST COMPARISON						
POS	NO	NAME	TIME	NO	NAME	TIME	POS	NO	NAME	IDEAL	BEST	DIFF
									<b>PERFECT LAP</b>	<b>1:59.968</b>		
1	800	CREASEY	1:20.131	800	CREASEY	39.837	1	800	CREASEY	1:59.968	2:00.166	0.198
2	5	KILLWORTH	1:20.166	5	KILLWORTH	39.840	2	5	KILLWORTH	2:00.006	2:00.219	0.213
3	19	DONOVAN	1:20.922	19	DONOVAN	40.180	3	19	DONOVAN	2:01.102	2:01.307	0.205
4	58	ALLEN	1:21.223	58	ALLEN	40.432	4	58	ALLEN	2:01.655	2:01.655	0.000
5	78	THOMAS	1:21.534	78	THOMAS	40.650	5	78	THOMAS	2:02.184	2:02.740	0.556
6	102	FEARN	1:22.141	102	FEARN	40.655	6	102	FEARN	2:02.796	2:03.300	0.504
7	80	OVEL	1:22.544	52	MANTELL	41.026	7	52	MANTELL	2:04.014	2:04.014	0.000
8	52	MANTELL	1:22.988	40	BATE	41.451	8	80	OVEL	2:04.035	2:04.353	0.318
9	169	SMITH	1:23.155	80	OVEL	41.491	9	169	SMITH	2:04.663	2:04.663	0.000
10	23	ROSE	1:23.541	169	SMITH	41.508	10	23	ROSE	2:05.247	2:05.247	0.000
11	117	STAGG	1:23.609	23	ROSE	41.706	11	129	CRIPPS	2:05.421	2:05.927	0.506
12	129	CRIPPS	1:23.696	129	CRIPPS	41.725	12	40	BATE	2:05.623	2:05.673	0.050
13	118	CORKETT	1:23.885	4	KILLWORTH	41.801	13	4	KILLWORTH	2:05.697	2:05.886	0.189
14	4	KILLWORTH	1:23.896	17	KILLWORTH	41.873	14	46	GATES	2:05.797	2:06.264	0.467
15	46	GATES	1:23.907	46	GATES	41.890	15	117	STAGG	2:05.854	2:06.259	0.405
16	6	FIRTH	1:24.071	6	FIRTH	42.115	16	17	KILLWORTH	2:06.125	2:06.162	0.037
17	40	BATE	1:24.172	117	STAGG	42.245	17	6	FIRTH	2:06.186	2:06.543	0.357
18	17	KILLWORTH	1:24.252	118	CORKETT	42.333	18	118	CORKETT	2:06.218	2:06.275	0.057
19	20	SWYER	1:25.320	24	REYNOLDS	42.343	19	20	SWYER	2:08.321	2:08.618	0.297
20	96	SCOTT	1:25.489	20	SWYER	43.001	20	24	REYNOLDS	2:08.380	2:08.380	0.000
21	24	REYNOLDS	1:26.037	96	SCOTT	43.023	21	96	SCOTT	2:08.512	2:08.512	0.000
22	744	ANDERSON	1:26.243	373	EAGLING	43.264	22	744	ANDERSON	2:10.013	2:10.019	0.006
23	373	EAGLING	1:26.790	744	ANDERSON	43.770	23	373	EAGLING	2:10.054	2:10.099	0.045
24	103	GOFFORD	1:27.075	103	GOFFORD	44.558	24	103	GOFFORD	2:11.633	2:11.633	0.000
25	212	BRADER	1:31.312	212	BRADER	44.992	25	212	BRADER	2:16.304	2:16.571	0.267
26							26	114	BATE		2:13.374	

# BMCRC - MRO Championships 2023 - Rnd 7 @ Snetterton

## BMCRC Thunderbike Ultra & Extreme

### RACE 6 - STATISTICS

**Competitors Started** 26  
**Planned Start** 2023-09-02 @ 12:55:00.000  
**Actual Start** 2023-09-02 @ 13:14:32.205  
**Finish Time** 2023-09-02 @ 13:24:41.491  
**Track Length** 2.9689mi.  
**Total Laps** 129  
**Total Distance Covered** 382.9895mi.

#### Session Fastest Lap History

NO	CL	NAME	LAP TIME	TIME OF DAY	LAP	VEHICLE
800	U	Morgan CREASEY	<b>2:01.028</b>	13:18:39.828	2	Suzuki GSXR 1000 K7
800	U	Morgan CREASEY	<b>2:00.912</b>	13:20:40.740	3	Suzuki GSXR 1000 K7
800	U	Morgan CREASEY	<b>2:00.166</b>	13:22:40.906	4	Suzuki GSXR 1000 K7

#### Session Leader History

NO	CL	NAME	FROM LAP	LAPS LED	DISTANCE	VEHICLE
800	U	Morgan CREASEY	1	5	14.84 miles	Suzuki GSXR 1000 K7

#### Flag History

TYPE	TIME OF DAY
GREEN	13:14:32.205
FINISH	13:24:41.491

#### Flag Statistics

TYPE	COUNT	TOTAL LAPS	TOTAL TIME
Green	1	5	11:43.624
Red	0	0	0.000
Safety Car	0	0	0.000
FCY	0	0	0.000



# BMCRC - MRO Championships 2023 - Rnd 7 @ Snetterton

## BMCRC Thunderbike Ultra & Extreme

### RACE 6 - STATISTICS

**CLASS : U**

20 Starters

#### Fastest Lap History

NO	NAME	LAP TIME	TIME OF DAY	LAP	VEHICLE
800	Morgan CREASEY	2:01.028	13:18:39.828	2	Suzuki GSXR 1000 K7
800	Morgan CREASEY	2:00.912	13:20:40.740	3	Suzuki GSXR 1000 K7
800	Morgan CREASEY	2:00.166	13:22:40.906	4	Suzuki GSXR 1000 K7

#### Leader History

NO	NAME	FROM LAP	LAPS LED	DISTANCE	VEHICLE
800	Morgan CREASEY	1	5	14.84 miles	Suzuki GSXR 1000 K7

# BMCRC - MRO Championships 2023 - Rnd 7 @ Snetterton

## BMCRC Thunderbike Ultra & Extreme

### RACE 6 - STATISTICS

CLASS : E

6 Starters

#### Fastest Lap History

NO	NAME	LAP TIME	TIME OF DAY	LAP	VEHICLE
52	Barry MANTELL	<b>2:08.170</b>	13:18:53.574	2	Honda 929 FIREBLADE
118	Darren CORKETT	<b>2:07.897</b>	13:18:53.809	2	Suzuki GSXR 600
6	Andrew FIRTH	<b>2:07.014</b>	13:18:56.551	2	Yamaha YZF-R1
52	Barry MANTELL	<b>2:06.277</b>	13:20:59.850	3	Honda 929 FIREBLADE
129	Derek CRIPPS	<b>2:05.960</b>	13:21:02.342	3	Yamaha R1
52	Barry MANTELL	<b>2:04.014</b>	13:23:03.865	4	Honda 929 FIREBLADE

#### Leader History

NO	NAME	FROM LAP	LAPS LED	DISTANCE	VEHICLE
52	Barry MANTELL	1	5	14.84 miles	Honda 929 FIREBLADE

# BMCRC - MRO Championships 2023 - Rnd 7 @ Snetterton

## BMCRC Thunderbike Ultra & Extreme

### RACE 17 - GRID (5 Laps)



ROW 10			28	228 Paul McFADDEN			
ROW 9		27	21 Danny BRENNAN	26	212 Martin BRADER	25	114 Richard BATE
ROW 8	24	103 Craig GOFFORD	23	373 Robert EAGLING	22	744 Gary ANDERSON	
ROW 7		21	20 Connor SWYER	20	96 Pete SCOTT	19	24 Mark REYNOLDS
ROW 6	18	6 Andrew FIRTH	17	118 Darren CORKETT	16	46 Simon GATES	
ROW 5		15	117 Raymond STAGG	14	17 Jordan KILLWORTH	13	129 Derek CRIPPS
ROW 4	12	4 Hayden KILLWORTH	11	40 Malcolm BATE	10	23 Justin ROSE	
ROW 3		9	169 Cory SMITH	8	80 Mark OVEL	7	52 Barry MANTELL
ROW 2	6	102 James FEARN	5	78 Jamie THOMAS	4	58 Michael ALLEN	
ROW 1		3	19 Tyler DONOVAN	2	5 Stacey KILLWORTH	1	800 Morgan CREASEY
<b>Pole</b>							

Snetterton 300: 2.9689 miles

These results are provisional until the conclusion of any judicial and technical matters.

Clerk Of Course :	Stewards :	Timekeeper : <i>Craig Smith</i>
-------------------	------------	------------------------------------

Results can be found at [www.tsl-timing.com](http://www.tsl-timing.com)

Printed - 13:32 Saturday, 02 September 2023



# BMCRC - MRO Championships 2023 - Rnd 7 @ Snetterton

## BMCRC Thunderbike Ultra & Extreme

### RACE 17 - CLASSIFICATION



POS	NO	CL	PIC NAME	ENTRY	LAPS	TIME	GAP	DIFF	MPH	BEST	ON
1	800	U	1 Morgan CREASEY	Suzuki GSXR 1000 K7 - Warics Ltd	5	10:13.738			87.07	2:00.943	5
2	5	U	2 Stacey KILLWORTH	Suzuki GSXR 1000 - Greenplant/Everns	5	10:13.957	0.219	0.219	87.04	2:00.687	5
3	102	U	3 James FEARN	Suzuki GSXR1000 - Mark Wilby plumbing	5	10:13.984	0.246	0.027	87.03	2:01.058	5
4	78*	U	4 Jamie THOMAS	Suzuki GSXR 1000 - Team RubyRacing DART Moto	5	10:18.847	5.109	4.863	86.35	2:01.669	4
5	58	U	5 Michael ALLEN	Kawasaki ZX10R -	5	10:24.277	10.539	5.430	85.60	2:02.752	2
6	80	U	6 Mark OVEL	Yamaha R1 -	5	10:33.441	19.703	9.164	84.36	2:04.174	4
7	46	U	7 Simon GATES	Yamaha YZF R1 - T.A Roden LTD / Canine Plus Hyc	5	10:36.181	22.443	2.740	84.00	2:04.499	4
8	169	U	8 Cory SMITH	Suzuki K1 1000 -	5	10:36.413	22.675	0.232	83.97	2:03.894	5
9	117	U	9 Raymond STAGG	SUZUKI GSXR 750 -	5	10:38.755	25.017	2.342	83.66	2:04.364	4
10	4	U	10 Hayden KILLWORTH	Kawasaki ZX10R - A&S Killworth / H11xy	5	10:39.221	25.483	0.466	83.60	2:04.069	5
11	17	U	11 Jordan KILLWORTH	Kawasaki ZX10R - BK Racing / Rabbit	5	10:39.643	25.905	0.422	83.54	2:04.681	4
12	23	U	12 Justin ROSE	Yamaha R1 -	5	10:45.127	31.389	5.484	82.83	2:07.207	5
13	129	E	1 Derek CRIPPS	Yamaha R1 - Team FBR	5	10:46.287	32.549	1.160	82.68	2:07.214	3
14	118	E	2 Darren CORKETT	Suzuki GSXR 600 - Jackson & Phillips	5	10:46.651	32.913	0.364	82.64	2:07.173	2
15	6	E	3 Andrew FIRTH	Yamaha YZF-R1 - LTRmotorcycles.co.uk / Palmer F	5	10:48.041	34.303	1.390	82.46	2:05.687	5
16	52	E	4 Barry MANTELL	Honda 929 FIREBLADE - Swedish car connection	5	10:48.249	34.511	0.208	82.43	2:07.883	4
17	40	U	13 Malcolm BATE	Suzuki GSXR1000 - Hartjay	5	10:52.088	38.350	3.839	81.95	2:08.380	3
18	24	U	14 Mark REYNOLDS	Yamaha R1 4C8 -	5	10:55.723	41.985	3.635	81.49	2:07.524	4
19	20	U	15 Connor SWYER	SUZUKI GSXR 1000 K6 - WSC Performance & lleithy	5	10:55.926	42.188	0.203	81.47	2:07.680	4
20	744	E	5 Gary ANDERSON	Honda 954RR - A&M MOT Services. Guildford	5	10:58.752	45.014	2.826	81.12	2:08.699	5
21	373	U	16 Robert EAGLING	SUZUKI GSXR1000 -	5	10:59.558	45.820	0.806	81.02	2:09.501	2
22	114	U	17 Richard BATE	Yamaha R1 - TEAM PSR	5	11:21.532	1:07.794	21.974	78.41	2:12.324	3
23	103	U	18 Craig GOFFORD	Kawasaki ZX10R - Beg, Borrow & steal	5	11:26.627	1:12.889	5.095	77.83	2:14.122	3
24	212	E	6 Martin BRADER	Aprilia RSVR - Infinity PM	5	11:33.834	1:20.096	7.207	77.02	2:15.989	3

#### NOT CLASSIFIED

DNF	96	U	Pete SCOTT	Suzuki GSXR1000K5 - South Hill MOT Centre	3	6:41.525	2 Laps	2 Laps	79.85	2:09.795	3
-----	----	---	------------	---	---	----------	--------	--------	-------	----------	---

#### NOT STARTED

NS	19	U	Tyler DONOVAN	Kawasaki ZX10R - Tinder Corp							
----	----	---	---------------	------------------------------	--	--	--	--	--	--	--

#### FASTEST LAP

	5	U	Stacey KILLWORTH	Suzuki GSXR 1000 - Greenplant/Everns	5	2:00.687			88.56 mph	142.52 kph	
	6	E	Andrew FIRTH	Yamaha YZF-R1 - LTRmotorcycles.co.uk / Palmer F	5	2:05.687			85.03 mph	136.85 kph	

\* Bike 78 - Please fit a working transponder for all future races

Class U - 92.5% of Race Speed = 80.53 mph

Class E - 92.5% of Race Speed = 76.47 mph

Weather / Track : Cloudy / Dry

These results are provisional until the conclusion of any judicial and technical matters.

Race Distance: 5 Laps / 14.84 miles

Snetterton 300: 2.9689 miles

Date: 02/09/2023 Start: 17:10 Finish: 17:20

Clerk Of Course :	Stewards :	Timekeeper : <i>Craig Smith</i>
-------------------	------------	------------------------------------

Results can be found at [www.tsl-timing.com](http://www.tsl-timing.com)

Printed - 17:22 Saturday, 02 September 2023



# BMCRC - MRO Championships 2023 - Rnd 7 @ Snetterton

## BMCRC Thunderbike Ultra & Extreme

### RACE 17 - LAP CHART

LAP 1 @ 17:12:27.246			LAP 2 @ 17:14:28.891			LAP 3 @ 17:16:30.939			LAP 4 @ 17:18:32.603			LAP 5 @ 17:20:33.546		
NO	BEHIND	LAP TIME	NO	BEHIND	LAP TIME	NO	BEHIND	LAP TIME	NO	BEHIND	LAP TIME	NO	BEHIND	LAP TIME
800		2:07.438	800		2:01.645	800		2:02.048	800		2:01.664	800		2:00.943
5	0.192	2:07.630	5	0.281	2:01.734	102	0.197	2:01.623	102	0.131	2:01.598	5	0.219	2:00.687
102	0.320	2:07.758	102	0.622	2:01.947	5	0.541	2:02.308	5	0.475	2:01.598	102	0.246	2:01.058
58	1.707	2:09.145	58	2.814	2:02.752	78	3.568	2:02.342	78	3.573	2:01.669	78	5.109	2:02.479
78	2.090	2:09.528	78	3.274	2:02.829	58	3.958	2:03.192	58	6.162	2:03.868	58	10.539	2:05.320
23	4.678	2:12.116	80	10.761	2:05.545	80	13.869	2:05.156	80	16.379	2:04.174	80	19.703	2:04.267
52	5.203	2:12.641	23	11.739	2:08.706	46	15.690	2:05.781	46	18.525	2:04.499	46	22.443	2:04.861
17	6.846	2:14.284	46	11.957	2:06.085	169	16.888	2:06.415	169	19.724	2:04.500	169	22.675	2:03.894
80	6.861	2:14.299	52	12.452	2:08.894	23	18.300	2:08.609	117	21.223	2:04.364	117	25.017	2:04.737
169	7.248	2:14.686	169	12.521	2:06.918	117	18.523	2:06.662	17	21.905	2:04.681	4	25.483	2:04.069
46	7.517	2:14.955	4	12.626	2:06.327	17	18.888	2:07.903	4	22.357	2:04.907	17	25.905	2:04.943
40	7.590	2:15.028	17	13.033	2:07.832	4	19.114	2:08.536	23	25.125	2:08.489	23	31.389	2:07.207
4	7.944	2:15.382	118	13.890	2:07.173	52	19.545	2:09.141	118	25.548	2:07.575	129	32.549	2:07.589
118	8.362	2:15.800	117	13.909	2:06.592	118	19.637	2:07.795	52	25.764	2:07.883	118	32.913	2:08.308
129	8.737	2:16.175	129	14.751	2:07.659	129	19.917	2:07.214	129	25.903	2:07.650	6	34.303	2:05.687
117	8.962	2:16.400	40	15.340	2:09.395	40	21.672	2:08.380	6	29.559	2:06.990	52	34.511	2:09.690
6	9.927	2:17.365	6	15.804	2:07.522	6	24.233	2:10.477	40	30.000	2:09.992	40	38.350	2:09.293
20	10.982	2:18.420	20	18.419	2:09.082	20	25.453	2:09.082	20	31.469	2:07.680	24	41.985	2:09.438
373	12.057	2:19.495	373	19.913	2:09.501	373	27.561	2:09.696	24	33.490	2:07.524	20	42.188	2:11.662
24	12.433	2:19.871	24	20.671	2:09.883	24	27.630	2:09.007	373	36.581	2:10.684	744	45.014	2:08.699
96	13.526	2:20.964	744	21.907	2:09.804	744	29.766	2:09.907	744	37.258	2:09.156	373	45.820	2:10.182
744	13.748	2:21.186	96	22.647	2:10.766	96	30.394	2:09.795	114	55.861	2:13.414	114	1:07.794	2:12.876
212	18.133	2:25.571	103	33.044	2:15.747	114	44.111	2:12.324	103	58.125	2:14.671	103	1:12.889	2:15.707
103	18.942	2:26.380	114	33.835	2:15.579	103	45.118	2:14.122	212	1:04.057	2:17.448	212	1:20.096	2:16.982
114	19.901	2:27.339	212	34.332	2:17.844	212	48.273	2:15.989						

# BMCRC - MRO Championships 2023 - Rnd 7 @ Snetterton

## BMCRC Thunderbike Ultra & Extreme

### RACE 17 - POSITION CHART

No	Name	Lap Pos	Lap				
			1	2	3	4	5
800	CREASEY	1	800	800	800	800	800
5	KILLWORTH	2	5	5	102	102	5
19	DONOVAN	3	102	102	5	5	102
58	ALLEN	4	58	58	78	78	78
78	THOMAS	5	78	78	58	58	58
102	FEARN	6	23	80	80	80	80
52	MANTELL	7	52	23	46	46	46
80	OVEL	8	17	46	169	169	169
169	SMITH	9	80	52	23	117	117
23	ROSE	10	169	169	117	17	4
40	BATE	11	46	4	17	4	17
4	KILLWORTH	12	40	17	4	23	23
129	CRIPPS	13	4	118	52	118	129
17	KILLWORTH	14	118	117	118	52	118
117	STAGG	15	129	129	129	129	6
46	GATES	16	117	40	40	6	52
118	CORKETT	17	6	6	6	40	40
6	FIRTH	18	20	20	20	20	24
24	REYNOLDS	19	373	373	373	24	20
96	SCOTT	20	24	24	24	373	744
20	SWYER	21	96	744	744	744	373
744	ANDERSON	22	744	96	96	114	114
373	EAGLING	23	212	103	114	103	103
103	GOFFORD	24	103	114	103	212	212
114	BATE	25	114	212	212		
212	BRADER	26					

# BMCRC - MRO Championships 2023 - Rnd 7 @ Snetterton

## BMCRC Thunderbike Ultra & Extreme

### RACE 17 - SECTOR ANALYSIS



SECTOR 1 = FL to I1, SECTOR 2 = I1 to FL, DIFF = Difference To Personal Best Lap, P = Crossed Finish Line in Pit Lane, D = Time Disallowed

P1		800 U	Morgan CREASEY		Suzuki GSXR 1000 K7 - Warics Ltd			
IDEAL LAP TIME :		2:00.943	BEST LAP TIME :		2:00.943	DIFFERENCE :		0.000
LAP	SECTOR 1	SECTOR 2	LAP TIME	MPH	DIFF	TIME OF DAY		
1 -		40.650	2:07.438	83.86	6.495	17:12:27.246		
2 -	1:21.121	40.524	2:01.645 (2)	87.86	0.702	17:14:28.891		
3 -	1:21.246	40.802	2:02.048	87.57	1.105	17:16:30.939		
4 -	1:21.319	40.345	2:01.664 (3)	87.84	0.721	17:18:32.603		
5 -	<b>1:20.801</b>	<b>40.142</b>	<b>2:00.943 (1)</b>	<b>88.37</b>		<b>17:20:33.546</b>		

P2		5 U	Stacey KILLWORTH		Suzuki GSXR 1000 - Greenplant/Everns			
IDEAL LAP TIME :		2:00.687	BEST LAP TIME :		2:00.687	DIFFERENCE :		0.000
LAP	SECTOR 1	SECTOR 2	LAP TIME	MPH	DIFF	TIME OF DAY		
1 -		40.526	2:07.630	83.74	6.943	17:12:27.438		
2 -	1:21.148	40.586	2:01.734 (3)	87.79	1.047	17:14:29.172		
3 -	1:21.455	40.853	2:02.308	87.38	1.621	17:16:31.480		
4 -	1:21.229	40.369	2:01.598 (2)	87.89	0.911	17:18:33.078		
5 -	<b>1:20.499</b>	<b>40.188</b>	<b>2:00.687 (1)</b>	<b>88.56</b>		<b>17:20:33.765</b>		

P3		102 U	James FEARN		Suzuki GSXR1000 - Mark Wilby plumbing			
IDEAL LAP TIME :		2:00.886	BEST LAP TIME :		2:01.058	DIFFERENCE :		0.172
LAP	SECTOR 1	SECTOR 2	LAP TIME	MPH	DIFF	TIME OF DAY		
1 -		40.580	2:07.758	83.65	6.700	17:12:27.566		
2 -	1:21.191	40.756	2:01.947	87.64	0.889	17:14:29.513		
3 -	<b>1:20.885</b>	40.738	2:01.623 (3)	87.87	0.565	17:16:31.136		
4 -	1:21.437	40.161	2:01.598 (2)	87.89	0.540	17:18:32.734		
5 -	1:21.057	<b>40.001</b>	<b>2:01.058 (1)</b>	<b>88.28</b>		<b>17:20:33.792</b>		

P4		78 U	Jamie THOMAS		Suzuki GSXR 1000 - Team RubyRacing DART Motorsport			
IDEAL LAP TIME :			BEST LAP TIME :		2:01.669	DIFFERENCE :		
LAP	SECTOR 1	SECTOR 2	LAP TIME	MPH	DIFF	TIME OF DAY		
1 -			2:09.528	82.51	7.859	17:12:29.336		
2 -			2:02.829	87.01	1.160	17:14:32.165		
3 -			2:02.342 (2)	87.36	0.673	17:16:34.507		
4 -			<b>2:01.669 (1)</b>	<b>87.84</b>		<b>17:18:36.176</b>		
5 -			2:02.479 (3)	87.26	0.810	17:20:38.655		

P5		58 U	Michael ALLEN		Kawasaki ZX10R -			
IDEAL LAP TIME :		2:02.752	BEST LAP TIME :		2:02.752	DIFFERENCE :		0.000
LAP	SECTOR 1	SECTOR 2	LAP TIME	MPH	DIFF	TIME OF DAY		
1 -		40.972	2:09.145	82.75	6.393	17:12:28.953		
2 -	<b>1:22.052</b>	<b>40.700</b>	<b>2:02.752 (1)</b>	<b>87.07</b>		<b>17:14:31.705</b>		
3 -	1:22.198	40.994	2:03.192 (2)	86.75	0.440	17:16:34.897		
4 -	1:22.616	41.252	2:03.868 (3)	86.28	1.116	17:18:38.765		
5 -	1:23.664	41.656	2:05.320	85.28	2.568	17:20:44.085		

P6		80 U	Mark OVEL		Yamaha R1 -			
IDEAL LAP TIME :		2:04.100	BEST LAP TIME :		2:04.174	DIFFERENCE :		0.074
LAP	SECTOR 1	SECTOR 2	LAP TIME	MPH	DIFF	TIME OF DAY		
1 -		42.349	2:14.299	79.58	10.125	17:12:34.107		
2 -	1:23.668	41.877	2:05.545	85.13	1.371	17:14:39.652		
3 -	1:23.502	41.654	2:05.156 (3)	85.39	0.982	17:16:44.808		
4 -	1:22.608	<b>41.566</b>	<b>2:04.174 (1)</b>	<b>86.07</b>		<b>17:18:48.982</b>		
5 -	<b>1:22.534</b>	41.733	2:04.267 (2)	86.00	0.093	17:20:53.249		

# BMCRC - MRO Championships 2023 - Rnd 7 @ Snetterton

## BMCRC Thunderbike Ultra & Extreme

### RACE 17 - SECTOR ANALYSIS



SECTOR 1 = FL to I1, SECTOR 2 = I1 to FL, DIFF = Difference To Personal Best Lap, P = Crossed Finish Line in Pit Lane, D = Time Disallowed

P7 46 U		Simon GATES		Yamaha YZF R1 - T.A Roden LTD / Canine Plus Hydro			
IDEAL LAP TIME : 2:04.346		BEST LAP TIME : 2:04.499		DIFFERENCE : 0.153			
LAP	SECTOR 1	SECTOR 2	LAP TIME	MPH	DIFF	TIME OF DAY	
1 -		42.591	2:14.955	79.19	10.456	17:12:34.763	
2 -	1:23.980	42.105	2:06.085	84.76	1.586	17:14:40.848	
3 -	1:23.829	41.952	2:05.781 (3)	84.97	1.282	17:16:46.629	
4 -	1:22.899	<b>41.600</b>	<b>2:04.499 (1)</b>	<b>85.84</b>		<b>17:18:51.128</b>	
5 -	<b>1:22.746</b>	42.115	2:04.861 (2)	85.59	0.362	17:20:55.989	

P8 169 U		Cory SMITH		Suzuki K1 1000 -			
IDEAL LAP TIME : 2:03.894		BEST LAP TIME : 2:03.894		DIFFERENCE : 0.000			
LAP	SECTOR 1	SECTOR 2	LAP TIME	MPH	DIFF	TIME OF DAY	
1 -		42.527	2:14.686	79.35	10.792	17:12:34.494	
2 -	1:24.884	42.034	2:06.918	84.21	3.024	17:14:41.412	
3 -	1:24.822	41.593	2:06.415 (3)	84.54	2.521	17:16:47.827	
4 -	1:22.945	41.555	2:04.500 (2)	85.84	0.606	17:18:52.327	
5 -	<b>1:22.679</b>	<b>41.215</b>	<b>2:03.894 (1)</b>	<b>86.26</b>		<b>17:20:56.221</b>	

P9 117 U		Raymond STAGG		SUZUKI GSXR 750 -			
IDEAL LAP TIME : 2:04.364		BEST LAP TIME : 2:04.364		DIFFERENCE : 0.000			
LAP	SECTOR 1	SECTOR 2	LAP TIME	MPH	DIFF	TIME OF DAY	
1 -		42.586	2:16.400	78.35	12.036	17:12:36.208	
2 -	1:24.420	42.172	2:06.592 (3)	84.42	2.228	17:14:42.800	
3 -	1:24.265	42.397	2:06.662	84.38	2.298	17:16:49.462	
4 -	<b>1:22.796</b>	<b>41.568</b>	<b>2:04.364 (1)</b>	<b>85.94</b>		<b>17:18:53.826</b>	
5 -	1:22.884	41.853	2:04.737 (2)	85.68	0.373	17:20:58.563	

P10 4 U		Hayden KILLWORTH		Kawasaki ZX10R - A&S Killworth / H11xy			
IDEAL LAP TIME : 2:03.772		BEST LAP TIME : 2:04.069		DIFFERENCE : 0.297			
LAP	SECTOR 1	SECTOR 2	LAP TIME	MPH	DIFF	TIME OF DAY	
1 -		42.173	2:15.382	78.94	11.313	17:12:35.190	
2 -	1:24.370	41.957	2:06.327 (3)	84.60	2.258	17:14:41.517	
3 -	1:25.361	43.175	2:08.536	83.15	4.467	17:16:50.053	
4 -	1:23.679	<b>41.228</b>	2:04.907 (2)	85.56	0.838	17:18:54.960	
5 -	<b>1:22.544</b>	41.525	<b>2:04.069 (1)</b>	<b>86.14</b>		<b>17:20:59.029</b>	

P11 17 U		Jordan KILLWORTH		Kawasaki ZX10R - BK Racing / Rabbit			
IDEAL LAP TIME : 2:04.681		BEST LAP TIME : 2:04.681		DIFFERENCE : 0.000			
LAP	SECTOR 1	SECTOR 2	LAP TIME	MPH	DIFF	TIME OF DAY	
1 -		42.519	2:14.284	79.59	9.603	17:12:34.092	
2 -	1:25.914	41.918	2:07.832 (3)	83.61	3.151	17:14:41.924	
3 -	1:25.279	42.624	2:07.903	83.56	3.222	17:16:49.827	
4 -	<b>1:23.437</b>	<b>41.244</b>	<b>2:04.681 (1)</b>	<b>85.72</b>		<b>17:18:54.508</b>	
5 -	1:23.605	41.338	2:04.943 (2)	85.54	0.262	17:20:59.451	

P12 23 U		Justin ROSE		Yamaha R1 -			
IDEAL LAP TIME : 2:07.207		BEST LAP TIME : 2:07.207		DIFFERENCE : 0.000			
LAP	SECTOR 1	SECTOR 2	LAP TIME	MPH	DIFF	TIME OF DAY	
1 -		42.442	2:12.116	80.89	4.909	17:12:31.924	
2 -	1:25.574	43.132	2:08.706	83.04	1.499	17:14:40.630	
3 -	1:25.934	42.675	2:08.609 (3)	83.10	1.402	17:16:49.239	
4 -	1:25.566	42.923	2:08.489 (2)	83.18	1.282	17:18:57.728	
5 -	<b>1:25.135</b>	<b>42.072</b>	<b>2:07.207 (1)</b>	<b>84.02</b>		<b>17:21:04.935</b>	



# BMCRC - MRO Championships 2023 - Rnd 7 @ Snetterton

## BMCRC Thunderbike Ultra & Extreme

### RACE 17 - SECTOR ANALYSIS



SECTOR 1 = FL to I1, SECTOR 2 = I1 to FL, DIFF = Difference To Personal Best Lap, P = Crossed Finish Line in Pit Lane, D = Time Disallowed

P13 129 E		Derek CRIPPS		Yamaha R1 - Team FBR		
IDEAL LAP TIME : 2:06.908		BEST LAP TIME : 2:07.214		DIFFERENCE : 0.306		
LAP	SECTOR 1	SECTOR 2	LAP TIME	MPH	DIFF	TIME OF DAY
1 -		<b>42.407</b>	2:16.175	78.48	8.961	17:12:35.983
2 -	1:24.845	42.814	2:07.659	83.72	0.445	17:14:43.642
3 -	1:24.536	42.678	<b>2:07.214 (1)</b>	<b>84.01</b>		<b>17:16:50.856</b>
4 -	1:24.846	42.804	2:07.650 (3)	83.72	0.436	17:18:58.506
5 -	<b>1:24.501</b>	43.088	2:07.589 (2)	83.76	0.375	17:21:06.095

P14 118 E		Darren CORKETT		Suzuki GSXR 600 - Jackson & Phillips		
IDEAL LAP TIME : 2:06.897		BEST LAP TIME : 2:07.173		DIFFERENCE : 0.276		
LAP	SECTOR 1	SECTOR 2	LAP TIME	MPH	DIFF	TIME OF DAY
1 -		<b>42.205</b>	2:15.800	78.70	8.627	17:12:35.608
2 -	1:24.830	42.343	<b>2:07.173 (1)</b>	<b>84.04</b>		<b>17:14:42.781</b>
3 -	1:24.935	42.860	2:07.795 (3)	83.63	0.622	17:16:50.576
4 -	<b>1:24.692</b>	42.883	2:07.575 (2)	83.77	0.402	17:18:58.151
5 -	1:25.174	43.134	2:08.308	83.30	1.135	17:21:06.459

P15 6 E		Andrew FIRTH		Yamaha YZF-R1 - LTRmotorcycles.co.uk / Palmer Race Skool /		
IDEAL LAP TIME : 2:05.687		BEST LAP TIME : 2:05.687		DIFFERENCE : 0.000		
LAP	SECTOR 1	SECTOR 2	LAP TIME	MPH	DIFF	TIME OF DAY
1 -		43.326	2:17.365	77.80	11.678	17:12:37.173
2 -	1:24.933	42.589	2:07.522 (3)	83.81	1.835	17:14:44.695
3 -	1:24.763	45.714	2:10.477	81.91	4.790	17:16:55.172
4 -	1:24.276	42.714	2:06.990 (2)	84.16	1.303	17:19:02.162
5 -	<b>1:23.559</b>	<b>42.128</b>	<b>2:05.687 (1)</b>	<b>85.03</b>		<b>17:21:07.849</b>

P16 52 E		Barry MANTELL		Honda 929 FIREBLADE - Swedish car connection		
IDEAL LAP TIME : 2:06.294		BEST LAP TIME : 2:07.883		DIFFERENCE : 1.589		
LAP	SECTOR 1	SECTOR 2	LAP TIME	MPH	DIFF	TIME OF DAY
1 -		<b>41.855</b>	2:12.641	80.57	4.758	17:12:32.449
2 -	1:25.403	43.491	2:08.894 (2)	82.92	1.011	17:14:41.343
3 -	1:26.174	42.967	2:09.141 (3)	82.76	1.258	17:16:50.484
4 -	<b>1:24.439</b>	43.444	<b>2:07.883 (1)</b>	<b>83.57</b>		<b>17:18:58.367</b>
5 -	1:25.090	44.600	2:09.690	82.41	1.807	17:21:08.057

P17 40 U		Malcolm BATE		Suzuki GSXR1000 - Hartjay		
IDEAL LAP TIME : 2:07.436		BEST LAP TIME : 2:08.380		DIFFERENCE : 0.944		
LAP	SECTOR 1	SECTOR 2	LAP TIME	MPH	DIFF	TIME OF DAY
1 -		<b>42.454</b>	2:15.028	79.15	6.648	17:12:34.836
2 -	1:26.928	42.467	2:09.395 (3)	82.60	1.015	17:14:44.231
3 -	<b>1:24.982</b>	43.398	<b>2:08.380 (1)</b>	<b>83.25</b>		<b>17:16:52.611</b>
4 -	1:26.332	43.660	2:09.992	82.22	1.612	17:19:02.603
5 -	1:26.222	43.071	2:09.293 (2)	82.66	0.913	17:21:11.896

P18 24 U		Mark REYNOLDS		Yamaha R1 4C8 -		
IDEAL LAP TIME : 2:07.023		BEST LAP TIME : 2:07.524		DIFFERENCE : 0.501		
LAP	SECTOR 1	SECTOR 2	LAP TIME	MPH	DIFF	TIME OF DAY
1 -		43.629	2:19.871	76.41	12.347	17:12:39.679
2 -	1:26.568	43.315	2:09.883	82.29	2.359	17:14:49.562
3 -	1:25.881	<b>43.126</b>	2:09.007 (2)	82.84	1.483	17:16:58.569
4 -	<b>1:23.897</b>	43.627	<b>2:07.524 (1)</b>	<b>83.81</b>		<b>17:19:06.093</b>
5 -	1:26.176	43.262	2:09.438 (3)	82.57	1.914	17:21:15.531

# BMCRC - MRO Championships 2023 - Rnd 7 @ Snetterton

## BMCRC Thunderbike Ultra & Extreme

### RACE 17 - SECTOR ANALYSIS



SECTOR 1 = FL to I1, SECTOR 2 = I1 to FL, DIFF = Difference To Personal Best Lap, P = Crossed Finish Line in Pit Lane, D = Time Disallowed

P19 20 U		Connor SWYER		SUZUKI GSXR 1000 K6 - WSC Performace & lleithyr farm & dac		
IDEAL LAP TIME : 2:07.680		BEST LAP TIME : 2:07.680		DIFFERENCE : 0.000		
LAP	SECTOR 1	SECTOR 2	LAP TIME	MPH	DIFF	TIME OF DAY
1 -		43.490	2:18.420	77.21	10.740	17:12:38.228
2 -	1:25.975	43.107	2:09.082 (2)	82.80	1.402	17:14:47.310
3 -	1:26.001	43.081	2:09.082 (2)	82.80	1.402	17:16:56.392
4 -	<b>1:25.072</b>	<b>42.608</b>	<b>2:07.680 (1)</b>	<b>83.70</b>		<b>17:19:04.072</b>
5 -	1:27.117	44.545	2:11.662	81.17	3.982	17:21:15.734

P20 744 E		Gary ANDERSON		Honda 954RR - A&M MOT Services. Guildford		
IDEAL LAP TIME : 2:08.485		BEST LAP TIME : 2:08.699		DIFFERENCE : 0.214		
LAP	SECTOR 1	SECTOR 2	LAP TIME	MPH	DIFF	TIME OF DAY
1 -		43.847	2:21.186	75.70	12.487	17:12:40.994
2 -	1:26.771	<b>43.033</b>	2:09.804 (3)	82.34	1.105	17:14:50.798
3 -	1:26.159	43.748	2:09.907	82.27	1.208	17:17:00.705
4 -	1:26.057	43.099	2:09.156 (2)	82.75	0.457	17:19:09.861
5 -	<b>1:25.452</b>	43.247	<b>2:08.699 (1)</b>	<b>83.04</b>		<b>17:21:18.560</b>

P21 373 U		Robert EAGLING		SUZUKI GSXR1000 -		
IDEAL LAP TIME : 2:09.501		BEST LAP TIME : 2:09.501		DIFFERENCE : 0.000		
LAP	SECTOR 1	SECTOR 2	LAP TIME	MPH	DIFF	TIME OF DAY
1 -		43.528	2:19.495	76.61	9.994	17:12:39.303
2 -	<b>1:26.413</b>	<b>43.088</b>	<b>2:09.501 (1)</b>	<b>82.53</b>		<b>17:14:48.804</b>
3 -	1:26.485	43.211	2:09.696 (2)	82.40	0.195	17:16:58.500
4 -	1:27.023	43.661	2:10.684	81.78	1.183	17:19:09.184
5 -	1:26.819	43.363	2:10.182 (3)	82.10	0.681	17:21:19.366

P22 114 U		Richard BATE		Yamaha R1 - TEAM PSR		
IDEAL LAP TIME : 2:11.802		BEST LAP TIME : 2:12.324		DIFFERENCE : 0.522		
LAP	SECTOR 1	SECTOR 2	LAP TIME	MPH	DIFF	TIME OF DAY
1 -		47.462	2:27.339	72.54	15.015	17:12:47.147
2 -	1:30.388	45.191	2:15.579	78.83	3.255	17:15:02.726
3 -	<b>1:27.217</b>	45.107	<b>2:12.324 (1)</b>	<b>80.77</b>		<b>17:17:15.050</b>
4 -	1:28.738	44.676	2:13.414 (3)	80.11	1.090	17:19:28.464
5 -	1:28.291	<b>44.585</b>	2:12.876 (2)	80.43	0.552	17:21:41.340

P23 103 U		Craig GOFFORD		Kawasaki ZX10R - Beg, Borrow & steal		
IDEAL LAP TIME : 2:13.026		BEST LAP TIME : 2:14.122		DIFFERENCE : 1.096		
LAP	SECTOR 1	SECTOR 2	LAP TIME	MPH	DIFF	TIME OF DAY
1 -		46.579	2:26.380	73.01	12.258	17:12:46.188
2 -	1:31.155	<b>44.592</b>	2:15.747	78.73	1.625	17:15:01.935
3 -	<b>1:28.434</b>	45.688	<b>2:14.122 (1)</b>	<b>79.68</b>		<b>17:17:16.057</b>
4 -	1:28.956	45.715	2:14.671 (2)	79.36	0.549	17:19:30.728
5 -	1:29.503	46.204	2:15.707 (3)	78.75	1.585	17:21:46.435

P24 212 E		Martin BRADER		Aprilia RSVR - Infinity PM		
IDEAL LAP TIME : 2:15.942		BEST LAP TIME : 2:15.989		DIFFERENCE : 0.047		
LAP	SECTOR 1	SECTOR 2	LAP TIME	MPH	DIFF	TIME OF DAY
1 -		45.806	2:25.571	73.42	9.582	17:12:45.379
2 -	1:32.138	45.706	2:17.844	77.53	1.855	17:15:03.223
3 -	<b>1:30.456</b>	45.533	<b>2:15.989 (1)</b>	<b>78.59</b>		<b>17:17:19.212</b>
4 -	1:31.962	<b>45.486</b>	2:17.448 (3)	77.76	1.459	17:19:36.660
5 -	1:30.775	46.207	2:16.982 (2)	78.02	0.993	17:21:53.642

# BMCRC - MRO Championships 2023 - Rnd 7 @ Snetterton

## BMCRC Thunderbike Ultra & Extreme

### RACE 17 - SECTOR ANALYSIS



SECTOR 1 = FL to I1, SECTOR 2 = I1 to FL, DIFF = Difference To Personal Best Lap, P = Crossed Finish Line in Pit Lane, D = Time Disallowed

P25 96 U		Pete SCOTT		Suzuki GSXR1000K5 - South Hill MOT Centre			
IDEAL LAP TIME : 2:08.847		BEST LAP TIME : 2:09.795		DIFFERENCE : 0.948			
LAP	SECTOR 1	SECTOR 2	LAP TIME	MPH	DIFF	TIME OF DAY	
1 -		44.133	2:20.964	75.82	11.169	17:12:40.772	
2 -	1:27.419	<b>43.347</b>	2:10.766 (2)	81.73	0.971	17:14:51.538	
3 -	<b>1:25.500</b>	44.295	<b>2:09.795 (1)</b>	<b>82.34</b>		<b>17:17:01.333</b>	

# BMCRC - MRO Championships 2023 - Rnd 7 @ Snetterton

## BMCRC Thunderbike Ultra & Extreme

### RACE 17 - BEST SECTORS

SECTOR 1			SECTOR 2			IDEAL / BEST COMPARISON						
POS	NO	NAME	TIME	NO	NAME	TIME	POS	NO	NAME	IDEAL	BEST	DIFF
									<b>PERFECT LAP</b>	<b>2:00.500</b>		
1	5	KILLWORTH	1:20.499	102	FEARN	40.001	1	5	KILLWORTH	2:00.687	2:00.687	0.000
2	800	CREASEY	1:20.801	800	CREASEY	40.142	2	102	FEARN	2:00.886	2:01.058	0.172
3	102	FEARN	1:20.885	5	KILLWORTH	40.188	3	800	CREASEY	2:00.943	2:00.943	0.000
4	58	ALLEN	1:22.052	58	ALLEN	40.700	4	58	ALLEN	2:02.752	2:02.752	0.000
5	80	OVEL	1:22.534	169	SMITH	41.215	5	4	KILLWORTH	2:03.772	2:04.069	0.297
6	4	KILLWORTH	1:22.544	4	KILLWORTH	41.228	6	169	SMITH	2:03.894	2:03.894	0.000
7	169	SMITH	1:22.679	17	KILLWORTH	41.244	7	80	OVEL	2:04.100	2:04.174	0.074
8	46	GATES	1:22.746	80	OVEL	41.566	8	46	GATES	2:04.346	2:04.499	0.153
9	117	STAGG	1:22.796	117	STAGG	41.568	9	117	STAGG	2:04.364	2:04.364	0.000
10	17	KILLWORTH	1:23.437	46	GATES	41.600	10	17	KILLWORTH	2:04.681	2:04.681	0.000
11	6	FIRTH	1:23.559	52	MANTELL	41.855	11	6	FIRTH	2:05.687	2:05.687	0.000
12	24	REYNOLDS	1:23.897	23	ROSE	42.072	12	52	MANTELL	2:06.294	2:07.883	1.589
13	52	MANTELL	1:24.439	6	FIRTH	42.128	13	118	CORKETT	2:06.897	2:07.173	0.276
14	129	CRIPPS	1:24.501	118	CORKETT	42.205	14	129	CRIPPS	2:06.908	2:07.214	0.306
15	118	CORKETT	1:24.692	129	CRIPPS	42.407	15	24	REYNOLDS	2:07.023	2:07.524	0.501
16	40	BATE	1:24.982	40	BATE	42.454	16	23	ROSE	2:07.207	2:07.207	0.000
17	20	SWYER	1:25.072	20	SWYER	42.608	17	40	BATE	2:07.436	2:08.380	0.944
18	23	ROSE	1:25.135	744	ANDERSON	43.033	18	20	SWYER	2:07.680	2:07.680	0.000
19	744	ANDERSON	1:25.452	373	EAGLING	43.088	19	744	ANDERSON	2:08.485	2:08.699	0.214
20	96	SCOTT	1:25.500	24	REYNOLDS	43.126	20	96	SCOTT	2:08.847	2:09.795	0.948
21	373	EAGLING	1:26.413	96	SCOTT	43.347	21	373	EAGLING	2:09.501	2:09.501	0.000
22	114	BATE	1:27.217	114	BATE	44.585	22	114	BATE	2:11.802	2:12.324	0.522
23	103	GOFFORD	1:28.434	103	GOFFORD	44.592	23	103	GOFFORD	2:13.026	2:14.122	1.096
24	212	BRADER	1:30.456	212	BRADER	45.486	24	212	BRADER	2:15.942	2:15.989	0.047
25							25	78	THOMAS		2:01.669	

# BMCRC - MRO Championships 2023 - Rnd 7 @ Snetterton

## BMCRC Thunderbike Ultra & Extreme

### RACE 17 - STATISTICS

**Competitors Started** 25  
**Planned Start** 2023-09-02 @ 17:20:00.000  
**Actual Start** 2023-09-02 @ 17:10:19.807  
**Finish Time** 2023-09-02 @ 17:20:33.545  
**Track Length** 2.9689mi.  
**Total Laps** 123  
**Total Distance Covered** 365.1761mi.

#### Session Fastest Lap History

NO	CL	NAME	LAP TIME	TIME OF DAY	LAP	VEHICLE
800	U	Morgan CREASEY	2:01.645	17:14:28.899	2	Suzuki GSXR 1000 K7
102	U	James FEARN	2:01.623	17:16:31.153	3	Suzuki GSXR1000
102	U	James FEARN	2:01.598	17:18:32.751	4	Suzuki GSXR1000
800	U	Morgan CREASEY	2:00.943	17:20:33.552	5	Suzuki GSXR 1000 K7
5	U	Stacey KILLWORTH	2:00.687	17:20:33.773	5	Suzuki GSXR 1000

#### Session Leader History

NO	CL	NAME	FROM LAP	LAPS LED	DISTANCE	VEHICLE
800	U	Morgan CREASEY	1	5	14.84 miles	Suzuki GSXR 1000 K7

#### Flag History

TYPE	TIME OF DAY
GREEN	17:10:19.807
FINISH	17:20:33.545

#### Flag Statistics

TYPE	COUNT	TOTAL LAPS	TOTAL TIME
Green	1	5	11:40.129
Red	0	0	0.000
Safety Car	0	0	0.000
FCY	0	0	0.000

# BMCRC - MRO Championships 2023 - Rnd 7 @ Snetterton

## BMCRC Thunderbike Ultra & Extreme

### RACE 17 - STATISTICS

CLASS : U

19 Starters

#### Fastest Lap History

NO	NAME	LAP TIME	TIME OF DAY	LAP	VEHICLE
800	Morgan CREASEY	2:01.645	17:14:28.899	2	Suzuki GSXR 1000 K7
102	James FEARN	2:01.623	17:16:31.153	3	Suzuki GSXR1000
102	James FEARN	2:01.598	17:18:32.751	4	Suzuki GSXR1000
800	Morgan CREASEY	2:00.943	17:20:33.552	5	Suzuki GSXR 1000 K7
5	Stacey KILLWORTH	2:00.687	17:20:33.773	5	Suzuki GSXR 1000

#### Leader History

NO	NAME	FROM LAP	LAPS LED	DISTANCE	VEHICLE
800	Morgan CREASEY	1	5	14.84 miles	Suzuki GSXR 1000 K7

# BMCRC - MRO Championships 2023 - Rnd 7 @ Snetterton

## BMCRC Thunderbike Ultra & Extreme

### RACE 17 - STATISTICS

**CLASS : E**

6 Starters

#### Fastest Lap History

NO	NAME	LAP TIME	TIME OF DAY	LAP	VEHICLE
52	Barry MANTELL	<b>2:08.894</b>	17:14:41.352	2	Honda 929 FIREBLADE
118	Darren CORKETT	<b>2:07.173</b>	17:14:42.798	2	Suzuki GSXR 600
6	Andrew FIRTH	<b>2:06.990</b>	17:19:02.169	4	Yamaha YZF-R1
6	Andrew FIRTH	<b>2:05.687</b>	17:21:07.856	5	Yamaha YZF-R1

#### Leader History

NO	NAME	FROM LAP	LAPS LED	DISTANCE	VEHICLE
52	Barry MANTELL	1	3	8.90 miles	Honda 929 FIREBLADE
118	Darren CORKETT	4	1	2.96 miles	Suzuki GSXR 600
129	Derek CRIPPS	5	1	2.96 miles	Yamaha R1

# BMCRC - MRO Championships 2023 - Rnd 7 @ Snetterton

## BMCRC Thunderbike Ultra & Extreme

### RACE 6 - GRID (7 Laps)



ROW 10				28	228 Paul McFADDEN		
ROW 9		27	21 Danny BRENNAN	26	19 Tyler DONOVAN	25	212 Martin BRADER 2:15.989
ROW 8		24	103 Craig GOFFORD 2:14.122	23	114 Richard BATE 2:12.324	22	96 Pete SCOTT 2:09.795
ROW 7		21	373 Robert EAGLING 2:09.501	20	744 Gary ANDERSON 2:08.699	19	40 Malcolm BATE 2:08.380
ROW 6		18	52 Barry MANTELL 2:07.883	17	20 Connor SWYER 2:07.680	16	24 Mark REYNOLDS 2:07.524
ROW 5		15	129 Derek CRIPPS 2:07.214	14	23 Justin ROSE 2:07.207	13	118 Darren CORKETT 2:07.173
ROW 4		12	6 Andrew FIRTH 2:05.687	11	17 Jordan KILLWORTH 2:04.681	10	46 Simon GATES 2:04.499
ROW 3		9	117 Raymond STAGG 2:04.364	8	80 Mark OVEL 2:04.174	7	4 Hayden KILLWORTH 2:04.069
ROW 2		6	169 Cory SMITH 2:03.894	5	58 Michael ALLEN 2:02.752	4	78 Jamie THOMAS 2:01.669
ROW 1		3	102 James FEARN 2:01.058	2	800 Morgan CREASEY 2:00.943	1	5 Stacey KILLWORTH 2:00.687 <b>Pole</b>

Snetterton 300: 2.9689 miles

These results are provisional until the conclusion of any judicial and technical matters.

Clerk Of Course :	Stewards :	Timekeeper : <i>Craig Smith</i>
-------------------	------------	------------------------------------

Results can be found at [www.tsl-timing.com](http://www.tsl-timing.com)

Printed - 17:24 Saturday, 02 September 2023





# BMCRC - MRO Championships 2023 - Rnd 7 @ Snetterton

## BMCRC Thunderbike Ultra & Extreme

### RACE 6 - CLASSIFICATION



POS	NO	CL	PIC NAME	ENTRY	LAPS	TIME	GAP	DIFF	MPH	BEST	ON
1	800	U	1 Morgan CREASEY	Suzuki GSXR 1000 K7 - Warics Ltd	7	14:04.011			88.64	1:59.220	7
2	5	U	2 Stacey KILLWORTH	Suzuki GSXR 1000 - Greenplant/Everns	7	14:04.553	0.542	0.542	88.58	1:59.508	5
3	102	U	3 James FEARN	Suzuki GSXR1000 - Mark Wilby plumbing	7	14:12.801	8.790	8.248	87.73	2:00.148	4
4	40	U	4 Kieran SMITH	Suzuki GSXR1000 -	7	14:20.122	16.111	7.321	86.98	1:59.542	6
5	58	U	5 Michael ALLEN	Kawasaki ZX10R -	7	14:25.350	21.339	5.228	86.45	2:01.063	6
6	78	U	6 Jamie THOMAS	Suzuki GSXR 1000 - Team RubyRacing DART Moto	7	14:29.721	25.710	4.371	86.02	2:02.607	2
7	19	U	7 Tyler DONOVAN	Kawasaki ZX10R - Tinder Corp	7	14:40.524	36.513	10.803	84.96	2:03.568	3
8	4	U	8 Hayden KILLWORTH	Kawasaki ZX10R - A&S Killworth / H11xy	7	14:41.023	37.012	0.499	84.92	2:03.360	7
9	169*	U	9 Cory SMITH	Suzuki K1 1000 -	7	14:41.395	37.384	0.372	84.88	2:02.898	6
10	17	U	10 Jordan KILLWORTH	Kawasaki ZX10R - BK Racing / Rabbit	7	14:42.365	38.354	0.970	84.79	2:02.908	7
11	46	U	11 Simon GATES	Yamaha YZF R1 - T.A Roden LTD / Canine Plus Hyc	7	14:42.384	38.373	0.019	84.78	2:03.967	5
12	52	E	1 Barry MANTELL	Honda 929 FIREBLADE - Swedish car connection	7	14:44.056	40.045	1.672	84.62	2:03.698	6
13	118	E	2 Darren CORKETT	Suzuki GSXR 600 - Jackson & Phillips	7	14:44.255	40.244	0.199	84.60	2:03.479	5
14	23	U	12 Justin ROSE	Yamaha R1 -	7	14:45.723	41.712	1.468	84.46	2:03.448	7
15	129	E	3 Derek CRIPPS	Yamaha R1 - Team FBR	7	14:50.478	46.467	4.755	84.01	2:04.677	6
16	373	U	13 Robert EAGLING	SUZUKI GSXR1000 -	7	15:10.929	1:06.918	20.451	82.13	2:06.289	4
17	36	U	14 Alan MORGAN	Suzuki GSXR 1000 - Little Duck Racing	7	15:13.626	1:09.615	2.697	81.88	2:06.988	7
18	24	U	15 Mark REYNOLDS	Yamaha R1 4CB -	7	15:14.024	1:10.013	0.398	81.85	2:07.580	7
19	20	U	16 Connor SWYER	SUZUKI GSXR 1000 K6 - WSC Performance & lleithy	7	15:15.604	1:11.593	1.580	81.71	2:07.917	7
20	744	E	4 Gary ANDERSON	Honda 954RR - A&M MOT Services. Guildford	7	15:30.825	1:26.814	15.221	80.37	2:09.222	4
21	96	U	17 Pete SCOTT	Suzuki GSXR1000K5 - South Hill MOT Centre	7	15:41.586	1:37.575	10.761	79.45	2:09.734	7
22	114	U	18 Richard BATE	Yamaha R1 - TEAM PSR	7	15:47.526	1:43.515	5.940	78.95	2:10.114	7
23	212	E	5 Martin BRADER	Aprilia RSVR - Infinity PM	7	15:47.816	1:43.805	0.290	78.93	2:10.771	7
24	103	U	19 Craig GOFFORD	Kawasaki ZX10R - Beg, Borrow & steal	7	15:50.104	1:46.093	2.288	78.74	2:11.505	7

#### NOT CLASSIFIED

DNF	117	U	Raymond STAGG	SUZUKI GSXR 750 -	0						
DNF	6	E	Andrew FIRTH	Yamaha YZF-R1 - LTRmotorcycles.co.uk / Palmer F	0						

#### FASTEST LAP

800	U	Morgan CREASEY	Suzuki GSXR 1000 K7 - Warics Ltd	7	1:59.220	89.65 mph	144.27 kph
118	E	Darren CORKETT	Suzuki GSXR 600 - Jackson & Phillips	5	2:03.479	86.55 mph	139.30 kph

\* Bike 169 - Please fit a working transponder for future races

Class U - 92.5% of Race Speed = 81.99 mph

Class E - 92.5% of Race Speed = 78.27 mph

Weather / Track : Cloudy / Dry

These results are provisional until the conclusion of any judicial and technical matters.

Race Distance: 7 Laps / 20.78 miles

Snetterton 300: 2.9689 miles

Date: 03/09/2023 Start: 11:12 Finish: 11:26

Clerk Of Course :	Stewards :	Timekeeper : <i>Craig Smith</i>
-------------------	------------	------------------------------------

Results can be found at [www.tsl-timing.com](http://www.tsl-timing.com)

Printed - 11:29 Sunday, 03 September 2023



# BMCRC - MRO Championships 2023 - Rnd 7 @ Snetterton

## BMCRC Thunderbike Ultra & Extreme

### RACE 6 - LAP CHART

#### LAP 1 @ 11:14:50.211

NO	BEHIND	LAP TIME
5		2:04.108
800	0.999	2:05.107
58	2.767	2:06.875
102	3.239	2:07.347
78	4.289	2:08.397
17	7.606	2:11.714
46	7.959	2:12.067
4	8.721	2:12.829
52	10.378	2:14.486
40	10.507	2:14.615
23	11.407	2:15.515
19	11.527	2:15.635
169	11.548	2:15.656
118	12.299	2:16.407
129	12.694	2:16.802
24	14.624	2:18.732
20	15.487	2:19.595
36	15.857	2:19.965
744	16.756	2:20.864
373	17.312	2:21.420
212	21.720	2:25.828
96	22.050	2:26.158
114	23.127	2:27.235
103	24.723	2:28.831

#### LAP 2 @ 11:16:51.153

NO	BEHIND	LAP TIME
800		1:59.943
5	0.348	2:01.290
102	3.243	2:00.946
58	5.554	2:03.729
78	5.954	2:02.607
46	13.759	2:06.742
40	13.992	2:04.427
17	14.075	2:07.411
4	14.861	2:07.082
19	15.207	2:04.622
52	15.671	2:06.235
169	16.312	2:05.706
23	18.453	2:07.988
118	19.172	2:07.815
129	19.530	2:07.778
24	25.417	2:11.735
20	25.650	2:11.105
36	26.431	2:11.516
744	26.455	2:10.641
373	26.498	2:10.128
96	37.190	2:16.082
212	38.079	2:17.301
114	39.345	2:17.160
103	39.641	2:15.860

#### LAP 3 @ 11:18:51.992

NO	BEHIND	LAP TIME
800		2:00.839
5	0.198	2:00.689
102	2.996	2:00.592
78	8.052	2:02.937
58	8.510	2:03.795
40	13.742	2:00.589
19	17.936	2:03.568
4	18.963	2:04.941

46	19.457	2:06.537
17	19.648	2:06.412
52	20.322	2:05.490
169	20.394	2:04.921
118	22.577	2:04.244
23	24.000	2:06.386
129	24.822	2:06.131
373	34.552	2:08.893
24	34.730	2:10.152
20	35.658	2:10.847
36	36.459	2:10.867
744	37.250	2:11.634
96	50.292	2:13.941
212	52.752	2:15.512
103	53.859	2:15.057
114	54.726	2:16.220

#### LAP 4 @ 11:20:52.016

NO	BEHIND	LAP TIME
5		1:59.826
800	0.157	2:00.181
102	3.120	2:00.148
78	11.257	2:03.229
58	12.015	2:03.529
40	13.512	1:59.794
19	22.108	2:04.196
4	22.878	2:03.939
46	23.485	2:04.052
17	24.810	2:05.186
52	25.558	2:05.260
169	25.564	2:05.194
118	27.364	2:04.811
23	28.994	2:05.018
129	29.997	2:05.199
373	40.817	2:06.289
24	43.681	2:08.975
20	44.349	2:08.715
36	44.426	2:07.991
744	46.448	2:09.222
96	1:03.544	2:13.276
212	1:05.575	2:12.847
103	1:06.666	2:12.831
114	1:07.915	2:13.213

#### LAP 5 @ 11:22:51.524

NO	BEHIND	LAP TIME
5		1:59.508
800	0.018	1:59.369
102	4.146	2:00.534
40	15.226	2:01.222
78	15.394	2:03.645
58	15.607	2:03.100
19	27.529	2:04.929
4	27.694	2:04.324
46	27.944	2:03.967
17	29.636	2:04.334
169	30.086	2:04.029
52	31.067	2:05.017
118	31.335	2:03.479
23	33.223	2:03.737
129	35.527	2:05.038
373	48.846	2:07.537
24	53.319	2:09.146
36	53.428	2:08.510
20	53.626	2:08.785

744	1:00.593	2:13.653
96	1:15.975	2:11.939
212	1:19.253	2:13.186
114	1:19.562	2:11.155
103	1:19.976	2:12.818

#### LAP 6 @ 11:24:50.894

NO	BEHIND	LAP TIME
800		1:59.352
5	0.200	1:59.570
102	5.753	2:00.977
40	15.398	1:59.542
58	17.300	2:01.063
78	20.757	2:04.733
19	32.137	2:03.978
4	32.872	2:04.548
46	33.105	2:04.531
169	33.614	2:02.898
17	34.666	2:04.400
52	35.395	2:03.698
118	35.921	2:03.956
23	37.484	2:03.631
129	40.834	2:04.677
373	57.621	2:08.145
24	1:01.653	2:07.704
36	1:01.847	2:07.789
20	1:02.896	2:08.640
744	1:13.721	2:12.498
96	1:27.061	2:10.456
212	1:32.254	2:12.371
114	1:32.621	2:12.429
103	1:33.808	2:13.202

#### LAP 7 @ 11:26:50.114

NO	BEHIND	LAP TIME
800		1:59.220
5	0.542	1:59.562
102	8.790	2:02.257
40	16.111	1:59.933
58	21.339	2:03.259
78	25.710	2:04.173
19	36.513	2:03.596
4	37.012	2:03.360
169	37.384	2:02.990
17	38.354	2:02.908
46	38.373	2:04.488
52	40.045	2:03.870
118	40.244	2:03.543
23	41.712	2:03.448
129	46.467	2:04.853
373	1:06.918	2:08.517
36	1:09.615	2:06.988
24	1:10.013	2:07.580
20	1:11.593	2:07.917
744	1:26.814	2:12.313
96	1:37.575	2:09.734
114	1:43.515	2:10.114
212	1:43.805	2:10.771
103	1:46.093	2:11.505

# BMCRRC - MRO Championships 2023 - Rnd 7 @ Snetterton

## BMCRRC Thunderbike Ultra & Extreme

### RACE 6 - POSITION CHART

No	Name	Lap Pos	1	2	3	4	5	6	7
			5	800	800	5	5	800	800
5	KILLWORTH	1	5	800	800	5	5	800	800
800	CREASEY	2	800	5	5	800	800	5	5
102	FEARN	3	58	102	102	102	102	102	102
78	THOMAS	4	102	58	78	78	40	40	40
58	ALLEN	5	78	78	58	58	78	58	58
169	SMITH	6	17	46	40	40	58	78	78
4	KILLWORTH	7	46	40	19	19	19	19	19
117	STAGG	8	4	17	4	4	4	4	4
46	GATES	9	52	4	46	46	46	46	169
17	KILLWORTH	10	40	19	17	17	17	169	17
6	FIRTH	11	23	52	52	52	169	17	46
118	CORKETT	12	19	169	169	169	52	52	52
23	ROSE	13	169	23	118	118	118	118	118
129	CRIPPS	14	118	118	23	23	23	23	23
24	REYNOLDS	15	129	129	129	129	129	129	129
20	SWYER	16	24	24	373	373	373	373	373
52	MANTELL	17	20	20	24	24	24	24	36
744	ANDERSON	18	36	36	20	20	36	36	24
373	EAGLING	19	744	744	36	36	20	20	20
96	SCOTT	20	373	373	744	744	744	744	744
114	BATE	21	212	96	96	96	96	96	96
103	GOFFORD	22	96	212	212	212	212	212	114
212	BRADER	23	114	114	103	103	114	114	212
19	DONOVAN	24	103	103	114	114	103	103	103
40	SMITH	25							
36	MORGAN	26							

# BMCRC - MRO Championships 2023 - Rnd 7 @ Snetterton

## BMCRC Thunderbike Ultra & Extreme

### RACE 6 - SECTOR ANALYSIS



SECTOR 1 = FL to I1, SECTOR 2 = I1 to FL, DIFF = Difference To Personal Best Lap, P = Crossed Finish Line in Pit Lane, D = Time Disallowed

P1		800 U		Morgan CREASEY		Suzuki GSXR 1000 K7 - Warics Ltd	
IDEAL LAP TIME : 1:58.789		BEST LAP TIME : 1:59.220		DIFFERENCE : 0.431			
LAP	SECTOR 1	SECTOR 2	LAP TIME	MPH	DIFF	TIME OF DAY	
1 -		39.911	2:05.107	85.43	5.887	11:14:51.210	
2 -	1:19.742	40.201	1:59.943	89.10	0.723	11:16:51.153	
3 -	1:20.649	40.190	2:00.839	88.44	1.619	11:18:51.992	
4 -	1:20.037	40.144	2:00.181	88.93	0.961	11:20:52.173	
5 -	<b>1:18.928</b>	40.441	1:59.369 (3)	89.53	0.149	11:22:51.542	
6 -	1:19.491	<b>39.861</b>	1:59.352 (2)	89.55	0.132	11:24:50.894	
7 -	1:19.334	39.886	<b>1:59.220 (1)</b>	<b>89.65</b>		<b>11:26:50.114</b>	

P2		5 U		Stacey KILLWORTH		Suzuki GSXR 1000 - Greenplant/Everns	
IDEAL LAP TIME : 1:59.033		BEST LAP TIME : 1:59.508		DIFFERENCE : 0.475			
LAP	SECTOR 1	SECTOR 2	LAP TIME	MPH	DIFF	TIME OF DAY	
1 -		<b>39.677</b>	2:04.108	86.11	4.600	11:14:50.211	
2 -	1:21.103	40.187	2:01.290	88.12	1.782	11:16:51.501	
3 -	1:20.516	40.173	2:00.689	88.55	1.181	11:18:52.190	
4 -	1:19.909	39.917	1:59.826	89.19	0.318	11:20:52.016	
5 -	<b>1:19.356</b>	40.152	<b>1:59.508 (1)</b>	<b>89.43</b>		<b>11:22:51.524</b>	
6 -	1:19.763	39.807	1:59.570 (3)	89.38	0.062	11:24:51.094	
7 -	1:19.409	40.153	1:59.562 (2)	89.39	0.054	11:26:50.656	

P3		102 U		James FEARN		Suzuki GSXR1000 - Mark Wilby plumbing	
IDEAL LAP TIME : 2:00.093		BEST LAP TIME : 2:00.148		DIFFERENCE : 0.055			
LAP	SECTOR 1	SECTOR 2	LAP TIME	MPH	DIFF	TIME OF DAY	
1 -		40.458	2:07.347	83.92	7.199	11:14:53.450	
2 -	1:20.871	40.075	2:00.946	88.37	0.798	11:16:54.396	
3 -	1:20.536	40.056	2:00.592 (3)	88.63	0.444	11:18:54.988	
4 -	1:20.363	<b>39.785</b>	<b>2:00.148 (1)</b>	<b>88.95</b>		<b>11:20:55.136</b>	
5 -	<b>1:20.308</b>	40.226	2:00.534 (2)	88.67	0.386	11:22:55.670	
6 -	1:20.663	40.314	2:00.977	88.34	0.829	11:24:56.647	
7 -	1:21.367	40.890	2:02.257	87.42	2.109	11:26:58.904	

P4		40 U		Kieran SMITH		Suzuki GSXR1000 -	
IDEAL LAP TIME : 1:59.265		BEST LAP TIME : 1:59.542		DIFFERENCE : 0.277			
LAP	SECTOR 1	SECTOR 2	LAP TIME	MPH	DIFF	TIME OF DAY	
1 -		41.606	2:14.615	79.39	15.073	11:15:00.718	
2 -	1:22.479	41.948	2:04.427	85.89	4.885	11:17:05.145	
3 -	1:20.278	40.311	2:00.589	88.63	1.047	11:19:05.734	
4 -	1:19.704	40.090	1:59.794 (2)	89.22	0.252	11:21:05.528	
5 -	1:20.153	41.069	2:01.222	88.16	1.680	11:23:06.750	
6 -	1:19.590	<b>39.952</b>	<b>1:59.542 (1)</b>	<b>89.40</b>		<b>11:25:06.292</b>	
7 -	<b>1:19.313</b>	40.620	1:59.933 (3)	89.11	0.391	11:27:06.225	

P5		58 U		Michael ALLEN		Kawasaki ZX10R -	
IDEAL LAP TIME : 2:01.063		BEST LAP TIME : 2:01.063		DIFFERENCE : 0.000			
LAP	SECTOR 1	SECTOR 2	LAP TIME	MPH	DIFF	TIME OF DAY	
1 -		40.524	2:06.875	84.24	5.812	11:14:52.978	
2 -	1:22.276	41.453	2:03.729	86.38	2.666	11:16:56.707	
3 -	1:22.651	41.144	2:03.795	86.33	2.732	11:19:00.502	
4 -	1:22.367	41.162	2:03.529	86.52	2.466	11:21:04.031	
5 -	1:21.517	41.583	2:03.100 (2)	86.82	2.037	11:23:07.131	
6 -	<b>1:20.716</b>	<b>40.347</b>	<b>2:01.063 (1)</b>	<b>88.28</b>		<b>11:25:08.194</b>	
7 -	1:21.227	42.032	2:03.259 (3)	86.71	2.196	11:27:11.453	

# BMCRC - MRO Championships 2023 - Rnd 7 @ Snetterton

## BMCRC Thunderbike Ultra & Extreme

### RACE 6 - SECTOR ANALYSIS



SECTOR 1 = FL to I1, SECTOR 2 = I1 to FL, DIFF = Difference To Personal Best Lap, P = Crossed Finish Line in Pit Lane, D = Time Disallowed

P6		78 U		Jamie THOMAS		Suzuki GSXR 1000 - Team RubyRacing DART Motorsport	
IDEAL LAP TIME : 2:02.161		BEST LAP TIME : 2:02.607		DIFFERENCE : 0.446			
LAP	SECTOR 1	SECTOR 2	LAP TIME	MPH	DIFF	TIME OF DAY	
1 -		<b>40.469</b>	2:08.397	83.24	5.790	11:14:54.500	
2 -	<b>1:21.692</b>	40.915	<b>2:02.607 (1)</b>	<b>87.17</b>		<b>11:16:57.107</b>	
3 -	1:22.138	40.799	2:02.937 (2)	86.93	0.330	11:19:00.044	
4 -	1:21.954	41.275	2:03.229 (3)	86.73	0.622	11:21:03.273	
5 -	1:22.187	41.458	2:03.645	86.44	1.038	11:23:06.918	
6 -	1:23.225	41.508	2:04.733	85.68	2.126	11:25:11.651	
7 -	1:22.792	41.381	2:04.173	86.07	1.566	11:27:15.824	

P7		19 U		Tyler DONOVAN		Kawasaki ZX10R - Tinder Corp	
IDEAL LAP TIME : 2:03.293		BEST LAP TIME : 2:03.568		DIFFERENCE : 0.275			
LAP	SECTOR 1	SECTOR 2	LAP TIME	MPH	DIFF	TIME OF DAY	
1 -		42.515	2:15.635	78.79	12.067	11:15:01.738	
2 -	1:22.827	41.795	2:04.622	85.76	1.054	11:17:06.360	
3 -	<b>1:22.181</b>	41.387	<b>2:03.568 (1)</b>	<b>86.49</b>		<b>11:19:09.928</b>	
4 -	1:23.084	<b>41.112</b>	2:04.196	86.05	0.628	11:21:14.124	
5 -	1:23.293	41.636	2:04.929	85.55	1.361	11:23:19.053	
6 -	1:22.845	41.133	2:03.978 (3)	86.20	0.410	11:25:23.031	
7 -	1:22.394	41.202	2:03.596 (2)	86.47	0.028	11:27:26.627	

P8		4 U		Hayden KILLWORTH		Kawasaki ZX10R - A&S Killworth / H11xy	
IDEAL LAP TIME : 2:03.315		BEST LAP TIME : 2:03.360		DIFFERENCE : 0.045			
LAP	SECTOR 1	SECTOR 2	LAP TIME	MPH	DIFF	TIME OF DAY	
1 -		41.681	2:12.829	80.46	9.469	11:14:58.932	
2 -	1:24.289	42.793	2:07.082	84.10	3.722	11:17:06.014	
3 -	1:23.152	41.789	2:04.941	85.54	1.581	11:19:10.955	
4 -	<b>1:22.418</b>	41.521	2:03.939 (2)	86.23	0.579	11:21:14.894	
5 -	1:22.420	41.904	2:04.324 (3)	85.96	0.964	11:23:19.218	
6 -	1:22.993	41.555	2:04.548	85.81	1.188	11:25:23.766	
7 -	1:22.463	<b>40.897</b>	<b>2:03.360 (1)</b>	<b>86.64</b>		<b>11:27:27.126</b>	

P9		169 U		Cory SMITH		Suzuki K1 1000 -	
IDEAL LAP TIME :		BEST LAP TIME : 2:02.898		DIFFERENCE :			
LAP	SECTOR 1	SECTOR 2	LAP TIME	MPH	DIFF	TIME OF DAY	
1 -			2:15.656	78.78	12.758	11:15:01.759	
2 -			2:05.706	85.02	2.808	11:17:07.465	
3 -			2:04.921	85.55	2.023	11:19:12.386	
4 -			2:05.194	85.37	2.296	11:21:17.580	
5 -			2:04.029 (3)	86.17	1.131	11:23:21.610	
6 -			<b>2:02.898 (1)</b>	<b>86.96</b>		<b>11:25:24.508</b>	
7 -			2:02.990 (2)	86.90	0.092	11:27:27.498	

P10		17 U		Jordan KILLWORTH		Kawasaki ZX10R - BK Racing / Rabbit	
IDEAL LAP TIME : 2:02.908		BEST LAP TIME : 2:02.908		DIFFERENCE : 0.000			
LAP	SECTOR 1	SECTOR 2	LAP TIME	MPH	DIFF	TIME OF DAY	
1 -		41.714	2:11.714	81.14	8.806	11:14:57.817	
2 -	1:24.828	42.583	2:07.411	83.88	4.503	11:17:05.228	
3 -	1:24.501	41.911	2:06.412	84.54	3.504	11:19:11.640	
4 -	1:23.699	41.487	2:05.186	85.37	2.278	11:21:16.826	
5 -	1:23.102	41.232	2:04.334 (2)	85.96	1.426	11:23:21.160	
6 -	1:23.155	41.245	2:04.400 (3)	85.91	1.492	11:25:25.560	
7 -	<b>1:21.678</b>	<b>41.230</b>	<b>2:02.908 (1)</b>	<b>86.96</b>		<b>11:27:28.468</b>	

# BMCRC - MRO Championships 2023 - Rnd 7 @ Snetterton

## BMCRC Thunderbike Ultra & Extreme

### RACE 6 - SECTOR ANALYSIS



SECTOR 1 = FL to I1, SECTOR 2 = I1 to FL, DIFF = Difference To Personal Best Lap, P = Crossed Finish Line in Pit Lane, D = Time Disallowed

P11 46 U		Simon GATES		Yamaha YZF R1 - T.A Roden LTD / Canine Plus Hydro		
IDEAL LAP TIME : 2:03.951		BEST LAP TIME : 2:03.967		DIFFERENCE : 0.016		
LAP	SECTOR 1	SECTOR 2	LAP TIME	MPH	DIFF	TIME OF DAY
1 -		41.832	2:12.067	80.92	8.100	11:14:58.170
2 -	1:24.683	42.059	2:06.742	84.32	2.775	11:17:04.912
3 -	1:23.958	42.579	2:06.537	84.46	2.570	11:19:11.449
4 -	1:22.796	<b>41.256</b>	2:04.052 (2)	86.15	0.085	11:21:15.501
5 -	<b>1:22.695</b>	41.272	<b>2:03.967 (1)</b>	<b>86.21</b>		<b>11:23:19.468</b>
6 -	1:23.132	41.399	2:04.531	85.82	0.564	11:25:23.999
7 -	1:22.920	41.568	2:04.488 (3)	85.85	0.521	11:27:28.487

P12 52 E		Barry MANTELL		Honda 929 FIREBLADE - Swedish car connection		
IDEAL LAP TIME : 2:03.517		BEST LAP TIME : 2:03.698		DIFFERENCE : 0.181		
LAP	SECTOR 1	SECTOR 2	LAP TIME	MPH	DIFF	TIME OF DAY
1 -		41.768	2:14.486	79.47	10.788	11:15:00.589
2 -	1:23.897	42.338	2:06.235	84.66	2.537	11:17:06.824
3 -	1:23.591	41.899	2:05.490	85.17	1.792	11:19:12.314
4 -	1:23.555	41.705	2:05.260	85.32	1.562	11:21:17.574
5 -	1:23.803	41.214	2:05.017 (3)	85.49	1.319	11:23:22.591
6 -	1:22.585	<b>41.113</b>	<b>2:03.698 (1)</b>	<b>86.40</b>		<b>11:25:26.289</b>
7 -	<b>1:22.404</b>	41.466	2:03.870 (2)	86.28	0.172	11:27:30.159

P13 118 E		Darren CORKETT		Suzuki GSXR 600 - Jackson & Phillips		
IDEAL LAP TIME : 2:03.300		BEST LAP TIME : 2:03.479		DIFFERENCE : 0.179		
LAP	SECTOR 1	SECTOR 2	LAP TIME	MPH	DIFF	TIME OF DAY
1 -		42.612	2:16.407	78.35	12.928	11:15:02.510
2 -	1:24.677	43.138	2:07.815	83.62	4.336	11:17:10.325
3 -	1:22.262	41.982	2:04.244	86.02	0.765	11:19:14.569
4 -	1:23.345	41.466	2:04.811	85.63	1.332	11:21:19.380
5 -	1:22.187	<b>41.292</b>	<b>2:03.479 (1)</b>	<b>86.55</b>		<b>11:23:22.859</b>
6 -	1:22.420	41.536	2:03.956 (3)	86.22	0.477	11:25:26.815
7 -	<b>1:22.008</b>	41.535	2:03.543 (2)	86.51	0.064	11:27:30.358

P14 23 U		Justin ROSE		Yamaha R1 -		
IDEAL LAP TIME : 2:03.355		BEST LAP TIME : 2:03.448		DIFFERENCE : 0.093		
LAP	SECTOR 1	SECTOR 2	LAP TIME	MPH	DIFF	TIME OF DAY
1 -		43.183	2:15.515	78.86	12.067	11:15:01.618
2 -	1:25.409	42.579	2:07.988	83.50	4.540	11:17:09.606
3 -	1:24.365	42.021	2:06.386	84.56	2.938	11:19:15.992
4 -	1:23.423	41.595	2:05.018	85.49	1.570	11:21:21.010
5 -	1:22.435	41.302	2:03.737 (3)	86.37	0.289	11:23:24.747
6 -	1:22.419	<b>41.212</b>	2:03.631 (2)	86.45	0.183	11:25:28.378
7 -	<b>1:22.143</b>	41.305	<b>2:03.448 (1)</b>	<b>86.57</b>		<b>11:27:31.826</b>

P15 129 E		Derek CRIPPS		Yamaha R1 - Team FBR		
IDEAL LAP TIME : 2:03.965		BEST LAP TIME : 2:04.677		DIFFERENCE : 0.712		
LAP	SECTOR 1	SECTOR 2	LAP TIME	MPH	DIFF	TIME OF DAY
1 -		42.563	2:16.802	78.12	12.125	11:15:02.905
2 -	1:24.639	43.139	2:07.778	83.64	3.101	11:17:10.683
3 -	1:23.981	42.150	2:06.131	84.73	1.454	11:19:16.814
4 -	1:23.692	<b>41.507</b>	2:05.199	85.36	0.522	11:21:22.013
5 -	1:23.183	41.855	2:05.038 (3)	85.47	0.361	11:23:27.051
6 -	1:22.877	41.800	<b>2:04.677 (1)</b>	<b>85.72</b>		<b>11:25:31.728</b>
7 -	<b>1:22.458</b>	42.395	2:04.853 (2)	85.60	0.176	11:27:36.581

# BMCRC - MRO Championships 2023 - Rnd 7 @ Snetterton

## BMCRC Thunderbike Ultra & Extreme

### RACE 6 - SECTOR ANALYSIS



SECTOR 1 = FL to I1, SECTOR 2 = I1 to FL, DIFF = Difference To Personal Best Lap, P = Crossed Finish Line in Pit Lane, D = Time Disallowed

P16 373 U		Robert EAGLING		SUZUKI GSXR1000 -		
IDEAL LAP TIME : 2:06.289		BEST LAP TIME : 2:06.289		DIFFERENCE : 0.000		
LAP	SECTOR 1	SECTOR 2	LAP TIME	MPH	DIFF	TIME OF DAY
1 -		44.144	2:21.420	75.57	15.131	11:15:07.523
2 -	1:27.010	43.118	2:10.128	82.13	3.839	11:17:17.651
3 -	1:26.184	42.709	2:08.893	82.92	2.604	11:19:26.544
4 -	<b>1:24.190</b>	<b>42.099</b>	<b>2:06.289 (1)</b>	<b>84.63</b>		<b>11:21:32.833</b>
5 -	1:25.001	42.536	2:07.537 (2)	83.80	1.248	11:23:40.370
6 -	1:25.178	42.967	2:08.145 (3)	83.40	1.856	11:25:48.515
7 -	1:25.597	42.920	2:08.517	83.16	2.228	11:27:57.032

P17 36 U		Alan MORGAN		Suzuki GSXR 1000 - Little Duck Racing		
IDEAL LAP TIME : 2:06.780		BEST LAP TIME : 2:06.988		DIFFERENCE : 0.208		
LAP	SECTOR 1	SECTOR 2	LAP TIME	MPH	DIFF	TIME OF DAY
1 -		43.755	2:19.965	76.36	12.977	11:15:06.068
2 -	1:27.922	43.594	2:11.516	81.26	4.528	11:17:17.584
3 -	1:28.214	42.653	2:10.867	81.67	3.879	11:19:28.451
4 -	1:25.545	42.446	2:07.991 (3)	83.50	1.003	11:21:36.442
5 -	1:25.034	43.476	2:08.510	83.16	1.522	11:23:44.952
6 -	1:25.358	<b>42.431</b>	2:07.789 (2)	83.63	0.801	11:25:52.741
7 -	<b>1:24.349</b>	42.639	<b>2:06.988 (1)</b>	<b>84.16</b>		<b>11:27:59.729</b>

P18 24 U		Mark REYNOLDS		Yamaha R1 4C8 -		
IDEAL LAP TIME : 2:07.431		BEST LAP TIME : 2:07.580		DIFFERENCE : 0.149		
LAP	SECTOR 1	SECTOR 2	LAP TIME	MPH	DIFF	TIME OF DAY
1 -		43.716	2:18.732	77.04	11.152	11:15:04.835
2 -	1:27.390	44.345	2:11.735	81.13	4.155	11:17:16.570
3 -	1:26.756	43.396	2:10.152	82.11	2.572	11:19:26.722
4 -	1:25.634	43.341	2:08.975 (3)	82.86	1.395	11:21:35.697
5 -	1:25.175	43.971	2:09.146	82.75	1.566	11:23:44.843
6 -	1:24.701	<b>43.003</b>	2:07.704 (2)	83.69	0.124	11:25:52.547
7 -	<b>1:24.428</b>	43.152	<b>2:07.580 (1)</b>	<b>83.77</b>		<b>11:28:00.127</b>

P19 20 U		Connor SWYER		SUZUKI GSXR 1000 K6 - WSC Performace & lleithyr farm & dac		
IDEAL LAP TIME : 2:07.884		BEST LAP TIME : 2:07.917		DIFFERENCE : 0.033		
LAP	SECTOR 1	SECTOR 2	LAP TIME	MPH	DIFF	TIME OF DAY
1 -		44.071	2:19.595	76.56	11.678	11:15:05.698
2 -	1:26.801	44.304	2:11.105	81.52	3.188	11:17:16.803
3 -	1:27.678	43.169	2:10.847	81.68	2.930	11:19:27.650
4 -	1:25.624	43.091	2:08.715 (3)	83.03	0.798	11:21:36.365
5 -	1:25.638	43.147	2:08.785	82.99	0.868	11:23:45.150
6 -	1:25.809	<b>42.831</b>	2:08.640 (2)	83.08	0.723	11:25:53.790
7 -	<b>1:25.053</b>	42.864	<b>2:07.917 (1)</b>	<b>83.55</b>		<b>11:28:01.707</b>

P20 744 E		Gary ANDERSON		Honda 954RR - A&M MOT Services. Guildford		
IDEAL LAP TIME : 2:08.780		BEST LAP TIME : 2:09.222		DIFFERENCE : 0.442		
LAP	SECTOR 1	SECTOR 2	LAP TIME	MPH	DIFF	TIME OF DAY
1 -		43.984	2:20.864	75.87	11.642	11:15:06.967
2 -	1:25.821	44.820	2:10.641 (2)	81.81	1.419	11:17:17.608
3 -	1:28.320	<b>43.314</b>	2:11.634 (3)	81.19	2.412	11:19:29.242
4 -	<b>1:25.466</b>	43.756	<b>2:09.222 (1)</b>	<b>82.71</b>		<b>11:21:38.464</b>
5 -	1:28.681	44.972	2:13.653	79.96	4.431	11:23:52.117
6 -	1:27.869	44.629	2:12.498	80.66	3.276	11:26:04.615
7 -	1:28.094	44.219	2:12.313	80.77	3.091	11:28:16.928

# BMCRC - MRO Championships 2023 - Rnd 7 @ Snetterton

## BMCRC Thunderbike Ultra & Extreme

### RACE 6 - SECTOR ANALYSIS



SECTOR 1 = FL to I1, SECTOR 2 = I1 to FL, DIFF = Difference To Personal Best Lap, P = Crossed Finish Line in Pit Lane, D = Time Disallowed

P21 96 U		Pete SCOTT		Suzuki GSXR1000K5 - South Hill MOT Centre			
IDEAL LAP TIME : 2:09.734		BEST LAP TIME : 2:09.734		DIFFERENCE : 0.000			
LAP	SECTOR 1	SECTOR 2	LAP TIME	MPH	DIFF	TIME OF DAY	
1 -		45.548	2:26.158	73.12	16.424	11:15:12.261	
2 -	1:31.348	44.734	2:16.082	78.54	6.348	11:17:28.343	
3 -	1:28.868	45.073	2:13.941	79.79	4.207	11:19:42.284	
4 -	1:28.922	44.354	2:13.276	80.19	3.542	11:21:55.560	
5 -	1:27.777	44.162	2:11.939 (3)	81.00	2.205	11:24:07.499	
6 -	1:26.993	43.463	2:10.456 (2)	81.92	0.722	11:26:17.955	
7 -	<b>1:26.311</b>	<b>43.423</b>	<b>2:09.734 (1)</b>	<b>82.38</b>		<b>11:28:27.689</b>	

P22 114 U		Richard BATE		Yamaha R1 - TEAM PSR			
IDEAL LAP TIME : 2:10.114		BEST LAP TIME : 2:10.114		DIFFERENCE : 0.000			
LAP	SECTOR 1	SECTOR 2	LAP TIME	MPH	DIFF	TIME OF DAY	
1 -		45.968	2:27.235	72.59	17.121	11:15:13.338	
2 -	1:31.208	45.952	2:17.160	77.92	7.046	11:17:30.498	
3 -	1:29.993	46.227	2:16.220	78.46	6.106	11:19:46.718	
4 -	1:28.568	44.645	2:13.213	80.23	3.099	11:21:59.931	
5 -	1:26.705	44.450	2:11.155 (2)	81.49	1.041	11:24:11.086	
6 -	1:28.119	44.310	2:12.429 (3)	80.70	2.315	11:26:23.515	
7 -	<b>1:26.334</b>	<b>43.780</b>	<b>2:10.114 (1)</b>	<b>82.14</b>		<b>11:28:33.629</b>	

P23 212 E		Martin BRADER		Aprilia RSVR - Infinity PM			
IDEAL LAP TIME : 2:10.771		BEST LAP TIME : 2:10.771		DIFFERENCE : 0.000			
LAP	SECTOR 1	SECTOR 2	LAP TIME	MPH	DIFF	TIME OF DAY	
1 -		45.925	2:25.828	73.29	15.057	11:15:11.931	
2 -	1:31.941	45.360	2:17.301	77.84	6.530	11:17:29.232	
3 -	1:30.869	44.643	2:15.512	78.87	4.741	11:19:44.744	
4 -	1:29.028	43.819	2:12.847 (3)	80.45	2.076	11:21:57.591	
5 -	1:28.686	44.500	2:13.186	80.24	2.415	11:24:10.777	
6 -	1:28.145	44.226	2:12.371 (2)	80.74	1.600	11:26:23.148	
7 -	<b>1:27.545</b>	<b>43.226</b>	<b>2:10.771 (1)</b>	<b>81.73</b>		<b>11:28:33.919</b>	

P24 103 U		Craig GOFFORD		Kawasaki ZX10R - Beg, Borrow & steal			
IDEAL LAP TIME : 2:11.505		BEST LAP TIME : 2:11.505		DIFFERENCE : 0.000			
LAP	SECTOR 1	SECTOR 2	LAP TIME	MPH	DIFF	TIME OF DAY	
1 -		46.663	2:28.831	71.81	17.326	11:15:14.934	
2 -	1:30.489	45.371	2:15.860	78.66	4.355	11:17:30.794	
3 -	1:29.326	45.731	2:15.057	79.13	3.552	11:19:45.851	
4 -	1:27.919	44.912	2:12.831 (3)	80.46	1.326	11:21:58.682	
5 -	1:28.140	44.678	2:12.818 (2)	80.47	1.313	11:24:11.500	
6 -	1:28.325	44.877	2:13.202	80.23	1.697	11:26:24.702	
7 -	<b>1:27.050</b>	<b>44.455</b>	<b>2:11.505 (1)</b>	<b>81.27</b>		<b>11:28:36.207</b>	



# BMCRC - MRO Championships 2023 - Rnd 7 @ Snetterton

## BMCRC Thunderbike Ultra & Extreme

### RACE 6 - BEST SECTORS

SECTOR 1			SECTOR 2			IDEAL / BEST COMPARISON						
POS	NO	NAME	TIME	NO	NAME	TIME	POS	NO	NAME	IDEAL	BEST	DIFF
									<b>PERFECT LAP</b>	<b>1:58.605</b>		
1	800	CREASEY	1:18.928	5	KILLWORTH	39.677	1	800	CREASEY	1:58.789	1:59.220	0.431
2	40	SMITH	1:19.313	102	FEARN	39.785	2	5	KILLWORTH	1:59.033	1:59.508	0.475
3	5	KILLWORTH	1:19.356	800	CREASEY	39.861	3	40	SMITH	1:59.265	1:59.542	0.277
4	102	FEARN	1:20.308	40	SMITH	39.952	4	102	FEARN	2:00.093	2:00.148	0.055
5	58	ALLEN	1:20.716	58	ALLEN	40.347	5	58	ALLEN	2:01.063	2:01.063	0.000
6	17	KILLWORTH	1:21.678	78	THOMAS	40.469	6	78	THOMAS	2:02.161	2:02.607	0.446
7	78	THOMAS	1:21.692	4	KILLWORTH	40.897	7	17	KILLWORTH	2:02.908	2:02.908	0.000
8	118	CORKETT	1:22.008	19	DONOVAN	41.112	8	19	DONOVAN	2:03.293	2:03.568	0.275
9	23	ROSE	1:22.143	52	MANTELL	41.113	9	118	CORKETT	2:03.300	2:03.479	0.179
10	19	DONOVAN	1:22.181	23	ROSE	41.212	10	4	KILLWORTH	2:03.315	2:03.360	0.045
11	52	MANTELL	1:22.404	17	KILLWORTH	41.230	11	23	ROSE	2:03.355	2:03.448	0.093
12	4	KILLWORTH	1:22.418	46	GATES	41.256	12	52	MANTELL	2:03.517	2:03.698	0.181
13	129	CRIPPS	1:22.458	118	CORKETT	41.292	13	46	GATES	2:03.951	2:03.967	0.016
14	46	GATES	1:22.695	129	CRIPPS	41.507	14	129	CRIPPS	2:03.965	2:04.677	0.712
15	373	EAGLING	1:24.190	373	EAGLING	42.099	15	373	EAGLING	2:06.289	2:06.289	0.000
16	36	MORGAN	1:24.349	36	MORGAN	42.431	16	36	MORGAN	2:06.780	2:06.988	0.208
17	24	REYNOLDS	1:24.428	20	SWYER	42.831	17	24	REYNOLDS	2:07.431	2:07.580	0.149
18	20	SWYER	1:25.053	24	REYNOLDS	43.003	18	20	SWYER	2:07.884	2:07.917	0.033
19	744	ANDERSON	1:25.466	212	BRADER	43.226	19	744	ANDERSON	2:08.780	2:09.222	0.442
20	96	SCOTT	1:26.311	744	ANDERSON	43.314	20	96	SCOTT	2:09.734	2:09.734	0.000
21	114	BATE	1:26.334	96	SCOTT	43.423	21	114	BATE	2:10.114	2:10.114	0.000
22	103	GOFFORD	1:27.050	114	BATE	43.780	22	212	BRADER	2:10.771	2:10.771	0.000
23	212	BRADER	1:27.545	103	GOFFORD	44.455	23	103	GOFFORD	2:11.505	2:11.505	0.000
24							24	169	SMITH		2:02.898	
25												
26												

# BMCRC - MRO Championships 2023 - Rnd 7 @ Snetterton

## BMCRC Thunderbike Ultra & Extreme

### RACE 6 - STATISTICS

**Competitors Started** 26  
**Planned Start** 2023-09-03 @ 11:05:00.000  
**Actual Start** 2023-09-03 @ 11:12:46.102  
**Finish Time** 2023-09-03 @ 11:26:50.113  
**Track Length** 2.9689mi.  
**Total Laps** 168  
**Total Distance Covered** 498.7771mi.

#### Session Fastest Lap History

NO	CL	NAME	LAP TIME	TIME OF DAY	LAP	VEHICLE
800	U	Morgan CREASEY	1:59.943	11:16:51.160	2	Suzuki GSXR 1000 K7
5	U	Stacey KILLWORTH	1:59.826	11:20:52.021	4	Suzuki GSXR 1000
40	U	Kieran SMITH	1:59.794	11:21:05.544	4	Suzuki GSXR 1000
5	U	Stacey KILLWORTH	1:59.508	11:22:51.530	5	Suzuki GSXR 1000
800	U	Morgan CREASEY	1:59.369	11:22:51.542	5	Suzuki GSXR 1000 K7
800	U	Morgan CREASEY	1:59.352	11:24:50.902	6	Suzuki GSXR 1000 K7
800	U	Morgan CREASEY	1:59.220	11:26:50.122	7	Suzuki GSXR 1000 K7

#### Session Leader History

NO	CL	NAME	FROM LAP	LAPS LED	DISTANCE	VEHICLE
5	U	Stacey KILLWORTH	1	1	2.96 miles	Suzuki GSXR 1000
800	U	Morgan CREASEY	2	2	5.93 miles	Suzuki GSXR 1000 K7
5	U	Stacey KILLWORTH	4	2	5.93 miles	Suzuki GSXR 1000
800	U	Morgan CREASEY	6	2	5.93 miles	Suzuki GSXR 1000 K7

#### Flag History

TYPE	TIME OF DAY
GREEN	11:12:46.102
FINISH	11:26:50.113

#### Flag Statistics

TYPE	COUNT	TOTAL LAPS	TOTAL TIME
Green	1	7	16:01.549
Red	0	0	0.000
Safety Car	0	0	0.000
FCY	0	0	0.000

# BMCRC - MRO Championships 2023 - Rnd 7 @ Snetterton

## BMCRC Thunderbike Ultra & Extreme

### RACE 6 - STATISTICS

CLASS : U

20 Starters

#### Fastest Lap History

NO	NAME	LAP TIME	TIME OF DAY	LAP	VEHICLE
800	Morgan CREASEY	1:59.943	11:16:51.160	2	Suzuki GSXR 1000 K7
5	Stacey KILLWORTH	1:59.826	11:20:52.021	4	Suzuki GSXR 1000
40	Kieran SMITH	1:59.794	11:21:05.544	4	Suzuki GSXR1000
5	Stacey KILLWORTH	1:59.508	11:22:51.530	5	Suzuki GSXR 1000
800	Morgan CREASEY	1:59.369	11:22:51.542	5	Suzuki GSXR 1000 K7
800	Morgan CREASEY	1:59.352	11:24:50.902	6	Suzuki GSXR 1000 K7
800	Morgan CREASEY	1:59.220	11:26:50.122	7	Suzuki GSXR 1000 K7

#### Leader History

NO	NAME	FROM LAP	LAPS LED	DISTANCE	VEHICLE
5	Stacey KILLWORTH	1	1	2.96 miles	Suzuki GSXR 1000
800	Morgan CREASEY	2	2	5.93 miles	Suzuki GSXR 1000 K7
5	Stacey KILLWORTH	4	2	5.93 miles	Suzuki GSXR 1000
800	Morgan CREASEY	6	2	5.93 miles	Suzuki GSXR 1000 K7

# BMCRC - MRO Championships 2023 - Rnd 7 @ Snetterton

## BMCRC Thunderbike Ultra & Extreme

### RACE 6 - STATISTICS

CLASS : E

6 Starters

#### Fastest Lap History

NO	NAME	LAP TIME	TIME OF DAY	LAP	VEHICLE
52	Barry MANTELL	2:06.235	11:17:06.833	2	Honda 929 FIREBLADE
52	Barry MANTELL	2:05.490	11:19:12.323	3	Honda 929 FIREBLADE
118	Darren CORKETT	2:04.244	11:19:14.571	3	Suzuki GSXR 600
118	Darren CORKETT	2:03.479	11:23:22.861	5	Suzuki GSXR 600

#### Leader History

NO	NAME	FROM LAP	LAPS LED	DISTANCE	VEHICLE
52	Barry MANTELL	1	7	20.78 miles	Honda 929 FIREBLADE

# BMCRC - MRO Championships 2023 - Rnd 7 @ Snetterton

## BMCRC Thunderbike Ultra & Extreme

### RACE 17 - GRID (6 Laps)



ROW 10			28	21	Danny BRENNAN					
ROW 9		27	80	Mark OVEL	26	103	Craig GOFFORD	25	212	Martin BRADER
ROW 8	24	114	Richard BATE	23	96	Pete SCOTT	22	744	Gary ANDERSON	
ROW 7		21	20	Connor SWYER	20	24	Mark REYNOLDS	19	36	Alan MORGAN
ROW 6	18	6	Andrew FIRTH	17	373	Robert EAGLING	16	129	Derek CRIPPS	
ROW 5		15	117	Raymond STAGG	14	46	Simon GATES	13	52	Barry MANTELL
ROW 4	12	19	Tyler DONOVAN	11	118	Darren CORKETT	10	23	Justin ROSE	
ROW 3		9	4	Hayden KILLWORTH	8	17	Jordan KILLWORTH	7	169	Cory SMITH
ROW 2	6	78	Jamie THOMAS	5	58	Michael ALLEN	4	102	James FEARN	
ROW 1		3	40	Kieran SMITH	2	5	Stacey KILLWORTH	1	800	Morgan CREASEY
<b>Pole</b>										

Snetterton 300: 2.9689 miles

These results are provisional until the conclusion of any judicial and technical matters.

Clerk Of Course :	Stewards :	Timekeeper : <i>Craig Smith</i>
-------------------	------------	------------------------------------

Results can be found at [www.tsl-timing.com](http://www.tsl-timing.com)

Printed - 11:31 Sunday, 03 September 2023



# BMCRC - MRO Championships 2023 - Rnd 7 @ Snetterton

## BMCRC Thunderbike Ultra & Extreme

### RACE 17 - CLASSIFICATION



POS	NO	CL	PIC NAME	ENTRY	LAPS	TIME	GAP	DIFF	MPH	BEST	ON
1	40	U	1 Kieran SMITH	Suzuki GSXR1000 -	6	12:05.773			88.35	1:59.268	6
2	800	U	2 Morgan CREASEY	Suzuki GSXR 1000 K7 - Warics Ltd	6	12:06.206	0.433	0.433	88.30	1:59.848	6
3	5	U	3 Stacey KILLWORTH	Suzuki GSXR 1000 - Greenplant/Everns	6	12:06.317	0.544	0.111	88.29	1:59.870	6
4	102	U	4 James FEARN	Suzuki GSXR1000 - Mark Wilby plumbing	6	12:21.328	15.555	15.011	86.50	2:01.863	2
5	19	U	5 Tyler DONOVAN	Kawasaki ZX10R - Tinder Corp	6	12:28.388	22.615	7.060	85.68	2:02.653	5
6	78	U	6 Jamie THOMAS	Suzuki GSXR 1000 - Team RubyRacing DART Moto	6	12:29.213	23.440	0.825	85.59	2:02.770	2
7	58	U	7 Michael ALLEN	Kawasaki ZX10R -	6	12:29.678	23.905	0.465	85.54	2:03.493	2
8	169	U	8 Cory SMITH	Suzuki K1 1000 -	6	12:30.136	24.363	0.458	85.48	2:02.757	5
9	46	U	9 Simon GATES	Yamaha YZF R1 - T.A Roden LTD / Canine Plus Hyc	6	12:30.172	24.399	0.036	85.48	2:02.890	5
10	17	U	10 Jordan KILLWORTH	Kawasaki ZX10R - BK Racing / Rabbit	6	12:35.964	30.191	5.792	84.83	2:04.278	5
11	118	E	1 Darren CORKETT	Suzuki GSXR 600 - Jackson & Phillips	6	12:36.707	30.934	0.743	84.74	2:04.187	6
12	23	U	11 Justin ROSE	Yamaha R1 -	6	12:44.681	38.908	7.974	83.86	2:04.635	6
13	129	E	2 Derek CRIPPS	Yamaha R1 - Team FBR	6	12:45.546	39.773	0.865	83.76	2:04.693	6
14	52	E	3 Barry MANTELL	Honda 929 FIREBLADE - Swedish car connection	6	12:47.574	41.801	2.028	83.54	2:04.972	5
15	4	U	12 Hayden KILLWORTH	Kawasaki ZX10R - A&S Killworth / H11xy	6	12:49.628	43.855	2.054	83.32	2:06.132	5
16	373	U	13 Robert EAGLING	SUZUKI GSXR1000 -	6	13:06.642	1:00.869	17.014	81.52	2:08.172	6
17	96	U	14 Pete SCOTT	Suzuki GSXR1000K5 - South Hill MOT Centre	6	13:07.107	1:01.334	0.465	81.47	2:06.836	6
18	744	E	4 Gary ANDERSON	Honda 954RR - A&M MOT Services. Guildford	6	13:08.095	1:02.322	0.988	81.37	2:08.612	2
19	36	U	15 Alan MORGAN	Suzuki GSXR 1000 - Little Duck Racing	6	13:14.107	1:08.334	6.012	80.75	2:08.764	4
20	6	E	5 Andrew FIRTH	Yamaha YZF-R1 - LTRmotorcycles.co.uk / Palmer F	6	13:28.888	1:23.115	14.781	79.27	2:10.844	2
21	212	E	6 Martin BRADER	Aprilia RSVR - Infinity PM	6	13:37.384	1:31.611	8.496	78.45	2:13.712	4
22	103	U	16 Craig GOFFORD	Kawasaki ZX10R - Beg, Borrow & steal	6	13:50.576	1:44.803	13.192	77.20	2:15.579	2

#### NOT CLASSIFIED

DNF	114	U	Richard BATE	Yamaha R1 - TEAM PSR	4	8:48.314	2 Laps	2 Laps	80.92	2:09.254	3
DNF	20	U	Connor SWYER	SUZUKI GSXR 1000 K6 - WSC Performance & lleithy	3	6:53.666	3 Laps	1 Lap	77.51	2:14.233	3

#### FASTEST LAP

	40	U	Kieran SMITH	Suzuki GSXR1000 -	6	1:59.268			89.61 mph	144.21 kph	
	118	E	Darren CORKETT	Suzuki GSXR 600 - Jackson & Phillips	6	2:04.187			86.06 mph	138.50 kph	

Class U - 92.5% of Race Speed = 81.72 mph

Class E - 92.5% of Race Speed = 78.38 mph

Weather / Track : Sunny / Dry

These results are provisional until the conclusion of any judicial and technical matters.

Race Distance: 6 Laps / 17.81 miles

Snetterton 300: 2.9689 miles

Date: 03/09/2023 Start: 15:55 Finish: 16:07

Clerk Of Course :

Stewards :

Timekeeper :

*Craig Smith*

Results can be found at [www.tsl-timing.com](http://www.tsl-timing.com)

Printed - 16:10 Sunday, 03 September 2023



# BMCRC - MRO Championships 2023 - Rnd 7 @ Snetterton

## BMCRC Thunderbike Ultra & Extreme

### RACE 17 - LAP CHART

#### LAP 1 @ 15:57:08.498

NO	BEHIND	LAP TIME
800		2:04.848
5	0.122	2:04.970
102	2.080	2:06.928
40	2.095	2:06.943
58	4.378	2:09.226
78	5.388	2:10.236
17	6.302	2:11.150
19	6.879	2:11.727
46	7.081	2:11.929
169	7.107	2:11.955
118	8.885	2:13.733
23	9.087	2:13.935
4	9.827	2:14.675
52	10.400	2:15.248
129	10.434	2:15.282
36	12.282	2:17.130
6	13.876	2:18.724
744	14.568	2:19.416
114	14.641	2:19.489
373	15.944	2:20.792
96	16.833	2:21.681
20	18.521	2:23.369
212	19.545	2:24.393
103	20.300	2:25.148

#### LAP 2 @ 15:59:09.258

NO	BEHIND	LAP TIME
800		2:00.760
5	0.398	2:01.036
40	0.620	1:59.285
102	3.183	2:01.863
58	7.111	2:03.493
78	7.398	2:02.770
19	10.493	2:04.374
169	11.044	2:04.697
17	11.508	2:05.966
46	11.672	2:05.351
118	12.540	2:04.415
23	15.001	2:06.674
52	16.750	2:07.110
129	17.146	2:07.472
4	17.357	2:08.290
36	21.283	2:09.761
744	22.420	2:08.612
114	23.327	2:09.446
6	23.960	2:10.844
373	24.252	2:09.068
96	26.384	2:10.311
20	33.825	2:16.064
212	33.970	2:15.185
103	35.119	2:15.579

#### LAP 3 @ 16:01:09.727

NO	BEHIND	LAP TIME
800		2:00.469
40	0.409	2:00.258
5	0.426	2:00.497
102	4.699	2:01.985
78	9.781	2:02.852
58	10.833	2:04.191
19	13.063	2:03.039
169	13.793	2:03.218

46	14.456	2:03.253
17	16.384	2:05.345
118	17.000	2:04.929
23	21.772	2:07.240
129	22.171	2:05.494
52	22.267	2:05.986
4	23.672	2:06.784
36	30.559	2:09.745
744	31.416	2:09.465
114	32.112	2:09.254
373	34.724	2:10.941
6	35.638	2:12.147
96	35.773	2:09.858
20	47.589	2:14.233
212	48.480	2:14.979
103	50.413	2:15.763

#### LAP 4 @ 16:03:10.035

NO	BEHIND	LAP TIME
5		1:59.882
800	0.090	2:00.398
40	0.199	2:00.098
102	7.174	2:02.783
78	13.457	2:03.984
58	14.504	2:03.979
19	16.269	2:03.514
169	16.849	2:03.364
46	17.075	2:02.927
17	20.843	2:04.767
118	21.761	2:05.069
23	27.736	2:06.272
129	29.396	2:07.533
52	29.584	2:07.625
4	29.799	2:06.435
36	39.015	2:08.764
114	41.929	2:10.125
744	42.728	2:11.620
373	43.133	2:08.717
96	44.978	2:09.513
6	52.973	2:17.643
212	1:01.884	2:13.712
103	1:08.068	2:17.963

#### LAP 5 @ 16:05:10.008

NO	BEHIND	LAP TIME
800		1:59.883
5	0.089	2:00.062
40	0.147	1:59.921
102	10.601	2:03.400
78	18.127	2:04.643
58	18.645	2:04.114
19	18.949	2:02.653
169	19.633	2:02.757
46	19.992	2:02.890
17	25.148	2:04.278
118	26.162	2:04.374
23	33.688	2:05.925
129	34.495	2:05.072
52	34.583	2:04.972
4	35.958	2:06.132
36	49.550	2:10.508
373	52.112	2:08.952
744	52.739	2:09.984
96	53.913	2:08.908
6	1:10.463	2:17.463

#### LAP 6 @ 16:07:09.423

NO	BEHIND	LAP TIME
40		1:59.268
800	0.433	1:59.848
5	0.544	1:59.870
102	15.555	2:04.369
19	22.615	2:03.081
78	23.440	2:04.728
58	23.905	2:04.675
169	24.363	2:04.145
46	24.399	2:03.822
17	30.191	2:04.458
118	30.934	2:04.187
23	38.908	2:04.635
129	39.773	2:04.693
52	41.801	2:06.633
4	43.855	2:07.312
373	1:00.869	2:08.172
96	1:01.334	2:06.836
744	1:02.322	2:08.998
36	1:08.334	2:18.199
6	1:23.115	2:12.067
212	1:31.611	2:14.491
103	1:44.803	2:17.197

# BMCRC - MRO Championships 2023 - Rnd 7 @ Snetterton

## BMCRC Thunderbike Ultra & Extreme

### RACE 17 - POSITION CHART

No	Name	Lap Pos	1	2	3	4	5	6
800	CREASEY	1	800	800	800	5	800	40
5	KILLWORTH	2	5	5	40	800	5	800
40	SMITH	3	102	40	5	40	40	5
102	FEARN	4	40	102	102	102	102	102
58	ALLEN	5	58	58	78	78	78	19
78	THOMAS	6	78	78	58	58	58	78
169	SMITH	7	17	19	19	19	19	58
17	KILLWORTH	8	19	169	169	169	169	169
4	KILLWORTH	9	46	17	46	46	46	46
23	ROSE	10	169	46	17	17	17	17
118	CORKETT	11	118	118	118	118	118	118
19	DONOVAN	12	23	23	23	23	23	23
52	MANTELL	13	4	52	129	129	129	129
46	GATES	14	52	129	52	52	52	52
129	CRIPPS	15	129	4	4	4	4	4
373	EAGLING	16	36	36	36	36	36	373
6	FIRTH	17	6	744	744	114	373	96
36	MORGAN	18	744	114	114	744	744	744
20	SWYER	19	114	6	373	373	96	36
744	ANDERSON	20	373	373	6	96	6	6
96	SCOTT	21	96	96	96	6	212	212
114	BATE	22	20	20	20	212	103	103
212	BRADER	23	212	212	212	103		
103	GOFFORD	24	103	103	103			



# BMCRC - MRO Championships 2023 - Rnd 7 @ Snetterton

## BMCRC Thunderbike Ultra & Extreme

### RACE 17 - SECTOR ANALYSIS



SECTOR 1 = FL to I1, SECTOR 2 = I1 to FL, DIFF = Difference To Personal Best Lap, P = Crossed Finish Line in Pit Lane, D = Time Disallowed

P1 40 U		Kieran SMITH		Suzuki GSXR1000 -		
IDEAL LAP TIME : 1:59.232		BEST LAP TIME : 1:59.268		DIFFERENCE : 0.036		
LAP	SECTOR 1	SECTOR 2	LAP TIME	MPH	DIFF	TIME OF DAY
1 -		40.084	2:06.943	84.19	7.675	15:57:10.593
2 -	<b>1:19.596</b>	39.689	1:59.285 (2)	89.60	0.017	15:59:09.878
3 -	1:20.075	40.183	2:00.258	88.87	0.990	16:01:10.136
4 -	1:19.872	40.226	2:00.098	88.99	0.830	16:03:10.234
5 -	1:20.120	39.801	1:59.921 (3)	89.12	0.653	16:05:10.155
6 -	1:19.632	<b>39.636</b>	<b>1:59.268 (1)</b>	<b>89.61</b>		<b>16:07:09.423</b>

P2 800 U		Morgan CREASEY		Suzuki GSXR 1000 K7 - Warics Ltd		
IDEAL LAP TIME : 1:59.382		BEST LAP TIME : 1:59.848		DIFFERENCE : 0.466		
LAP	SECTOR 1	SECTOR 2	LAP TIME	MPH	DIFF	TIME OF DAY
1 -		40.060	2:04.848	85.60	5.000	15:57:08.498
2 -	1:20.488	40.272	2:00.760	88.50	0.912	15:59:09.258
3 -	1:20.207	40.262	2:00.469	88.72	0.621	16:01:09.727
4 -	1:19.996	40.402	2:00.398 (3)	88.77	0.550	16:03:10.125
5 -	<b>1:19.659</b>	40.224	1:59.883 (2)	89.15	0.035	16:05:10.008
6 -	1:20.125	<b>39.723</b>	<b>1:59.848 (1)</b>	<b>89.18</b>		<b>16:07:09.856</b>

P3 5 U		Stacey KILLWORTH		Suzuki GSXR 1000 - Greenplant/Everns		
IDEAL LAP TIME : 1:59.593		BEST LAP TIME : 1:59.870		DIFFERENCE : 0.277		
LAP	SECTOR 1	SECTOR 2	LAP TIME	MPH	DIFF	TIME OF DAY
1 -		<b>39.945</b>	2:04.970	85.52	5.100	15:57:08.620
2 -	1:20.664	40.372	2:01.036	88.30	1.166	15:59:09.656
3 -	1:20.047	40.450	2:00.497	88.69	0.627	16:01:10.153
4 -	<b>1:19.648</b>	40.234	1:59.882 (2)	89.15	0.012	16:03:10.035
5 -	1:19.905	40.157	2:00.062 (3)	89.02	0.192	16:05:10.097
6 -	1:19.728	40.142	<b>1:59.870 (1)</b>	<b>89.16</b>		<b>16:07:09.967</b>

P4 102 U		James FEARN		Suzuki GSXR1000 - Mark Wilby plumbing		
IDEAL LAP TIME : 2:01.863		BEST LAP TIME : 2:01.863		DIFFERENCE : 0.000		
LAP	SECTOR 1	SECTOR 2	LAP TIME	MPH	DIFF	TIME OF DAY
1 -		40.757	2:06.928	84.20	5.065	15:57:10.578
2 -	<b>1:21.352</b>	<b>40.511</b>	<b>2:01.863 (1)</b>	<b>87.70</b>		<b>15:59:12.441</b>
3 -	1:21.358	40.627	2:01.985 (2)	87.61	0.122	16:01:14.426
4 -	1:21.949	40.834	2:02.783 (3)	87.04	0.920	16:03:17.209
5 -	1:22.269	41.131	2:03.400	86.61	1.537	16:05:20.609
6 -	1:22.839	41.530	2:04.369	85.93	2.506	16:07:24.978

P5 19 U		Tyler DONOVAN		Kawasaki ZX10R - Tinder Corp		
IDEAL LAP TIME : 2:02.142		BEST LAP TIME : 2:02.653		DIFFERENCE : 0.511		
LAP	SECTOR 1	SECTOR 2	LAP TIME	MPH	DIFF	TIME OF DAY
1 -		42.057	2:11.727	81.13	9.074	15:57:15.377
2 -	1:23.022	41.352	2:04.374	85.93	1.721	15:59:19.751
3 -	1:21.788	41.251	2:03.039 (2)	86.86	0.386	16:01:22.790
4 -	1:22.300	41.214	2:03.514	86.53	0.861	16:03:26.304
5 -	<b>1:21.537</b>	41.116	<b>2:02.653 (1)</b>	<b>87.14</b>		<b>16:05:28.957</b>
6 -	1:22.476	<b>40.605</b>	2:03.081 (3)	86.83	0.428	16:07:32.038

P6 78 U		Jamie THOMAS		Suzuki GSXR 1000 - Team RubyRacing DART Motorsport		
IDEAL LAP TIME : 2:02.098		BEST LAP TIME : 2:02.770		DIFFERENCE : 0.672		
LAP	SECTOR 1	SECTOR 2	LAP TIME	MPH	DIFF	TIME OF DAY
1 -		<b>40.900</b>	2:10.236	82.06	7.466	15:57:13.886
2 -	<b>1:21.198</b>	41.572	<b>2:02.770 (1)</b>	<b>87.05</b>		<b>15:59:16.656</b>
3 -	1:21.466	41.386	2:02.852 (2)	86.99	0.082	16:01:19.508
4 -	1:22.477	41.507	2:03.984 (3)	86.20	1.214	16:03:23.492
5 -	1:23.142	41.501	2:04.643	85.74	1.873	16:05:28.135
6 -	1:23.506	41.222	2:04.728	85.69	1.958	16:07:32.863

# BMCRC - MRO Championships 2023 - Rnd 7 @ Snetterton

## BMCRC Thunderbike Ultra & Extreme

### RACE 17 - SECTOR ANALYSIS



SECTOR 1 = FL to I1, SECTOR 2 = I1 to FL, DIFF = Difference To Personal Best Lap, P = Crossed Finish Line in Pit Lane, D = Time Disallowed

P7 58 U Michael ALLEN		Kawasaki ZX10R -				
IDEAL LAP TIME : 2:02.752		BEST LAP TIME : 2:03.493		DIFFERENCE : 0.741		
LAP	SECTOR 1	SECTOR 2	LAP TIME	MPH	DIFF	TIME OF DAY
1 -		41.316	2:09.226	82.70	5.733	15:57:12.876
2 -	<b>1:21.864</b>	41.629	<b>2:03.493 (1)</b>	<b>86.54</b>		<b>15:59:16.369</b>
3 -	1:22.762	41.429	2:04.191	86.06	0.698	16:01:20.560
4 -	1:22.689	41.290	2:03.979 (2)	86.20	0.486	16:03:24.539
5 -	1:22.599	41.515	2:04.114 (3)	86.11	0.621	16:05:28.653
6 -	1:23.787	<b>40.888</b>	2:04.675	85.72	1.182	16:07:33.328

P8 169 U Cory SMITH		Suzuki K1 1000 -				
IDEAL LAP TIME : 2:02.757		BEST LAP TIME : 2:02.757		DIFFERENCE : 0.000		
LAP	SECTOR 1	SECTOR 2	LAP TIME	MPH	DIFF	TIME OF DAY
1 -		41.806	2:11.955	80.99	9.198	15:57:15.605
2 -	1:22.900	41.797	2:04.697	85.71	1.940	15:59:20.302
3 -	1:21.821	41.397	2:03.218 (2)	86.74	0.461	16:01:23.520
4 -	1:22.154	41.210	2:03.364 (3)	86.63	0.607	16:03:26.884
5 -	<b>1:21.681</b>	<b>41.076</b>	<b>2:02.757 (1)</b>	<b>87.06</b>		<b>16:05:29.641</b>
6 -	1:22.930	41.215	2:04.145	86.09	1.388	16:07:33.786

P9 46 U Simon GATES		Yamaha YZF R1 - T.A Roden LTD / Canine Plus Hydro				
IDEAL LAP TIME : 2:02.156		BEST LAP TIME : 2:02.890		DIFFERENCE : 0.734		
LAP	SECTOR 1	SECTOR 2	LAP TIME	MPH	DIFF	TIME OF DAY
1 -		41.222	2:11.929	81.01	9.039	15:57:15.579
2 -	1:23.473	41.878	2:05.351	85.26	2.461	15:59:20.930
3 -	1:22.122	41.131	2:03.253 (3)	86.71	0.363	16:01:24.183
4 -	<b>1:21.593</b>	41.334	2:02.927 (2)	86.94	0.037	16:03:27.110
5 -	1:21.749	41.141	<b>2:02.890 (1)</b>	<b>86.97</b>		<b>16:05:30.000</b>
6 -	1:23.259	<b>40.563</b>	2:03.822	86.31	0.932	16:07:33.822

P10 17 U Jordan KILLWORTH		Kawasaki ZX10R - BK Racing / Rabbit				
IDEAL LAP TIME : 2:04.278		BEST LAP TIME : 2:04.278		DIFFERENCE : 0.000		
LAP	SECTOR 1	SECTOR 2	LAP TIME	MPH	DIFF	TIME OF DAY
1 -		41.905	2:11.150	81.49	6.872	15:57:14.800
2 -	1:24.152	41.814	2:05.966	84.84	1.688	15:59:20.766
3 -	1:23.347	41.998	2:05.345	85.26	1.067	16:01:26.111
4 -	1:23.250	41.517	2:04.767 (3)	85.66	0.489	16:03:30.878
5 -	<b>1:22.878</b>	<b>41.400</b>	<b>2:04.278 (1)</b>	<b>86.00</b>		<b>16:05:35.156</b>
6 -	1:23.029	41.429	2:04.458 (2)	85.87	0.180	16:07:39.614

P11 118 E Darren CORKETT		Suzuki GSXR 600 - Jackson & Phillips				
IDEAL LAP TIME : 2:03.897		BEST LAP TIME : 2:04.187		DIFFERENCE : 0.290		
LAP	SECTOR 1	SECTOR 2	LAP TIME	MPH	DIFF	TIME OF DAY
1 -		42.048	2:13.733	79.92	9.546	15:57:17.383
2 -	1:23.098	<b>41.317</b>	2:04.415 (3)	85.90	0.228	15:59:21.798
3 -	1:22.797	42.132	2:04.929	85.55	0.742	16:01:26.727
4 -	1:23.262	41.807	2:05.069	85.45	0.882	16:03:31.796
5 -	1:22.822	41.552	2:04.374 (2)	85.93	0.187	16:05:36.170
6 -	<b>1:22.580</b>	41.607	<b>2:04.187 (1)</b>	<b>86.06</b>		<b>16:07:40.357</b>

P12 23 U Justin ROSE		Yamaha R1 -				
IDEAL LAP TIME : 2:04.635		BEST LAP TIME : 2:04.635		DIFFERENCE : 0.000		
LAP	SECTOR 1	SECTOR 2	LAP TIME	MPH	DIFF	TIME OF DAY
1 -		42.815	2:13.935	79.80	9.300	15:57:17.585
2 -	1:24.372	42.302	2:06.674	84.37	2.039	15:59:24.259
3 -	1:24.636	42.604	2:07.240	83.99	2.605	16:01:31.499
4 -	1:24.136	42.136	2:06.272 (3)	84.64	1.637	16:03:37.771
5 -	1:23.938	41.987	2:05.925 (2)	84.87	1.290	16:05:43.696
6 -	<b>1:22.828</b>	<b>41.807</b>	<b>2:04.635 (1)</b>	<b>85.75</b>		<b>16:07:48.331</b>

# BMCRC - MRO Championships 2023 - Rnd 7 @ Snetterton

## BMCRC Thunderbike Ultra & Extreme

### RACE 17 - SECTOR ANALYSIS



SECTOR 1 = FL to I1, SECTOR 2 = I1 to FL, DIFF = Difference To Personal Best Lap, P = Crossed Finish Line in Pit Lane, D = Time Disallowed

P13 129 E		Derek CRIPPS		Yamaha R1 - Team FBR		
IDEAL LAP TIME : 2:04.425		BEST LAP TIME : 2:04.693		DIFFERENCE : 0.268		
LAP	SECTOR 1	SECTOR 2	LAP TIME	MPH	DIFF	TIME OF DAY
1 -		<b>41.830</b>	2:15.282	79.00	10.589	15:57:18.932
2 -	1:23.713	43.759	2:07.472	83.84	2.779	15:59:26.404
3 -	1:22.863	42.631	2:05.494 (3)	85.16	0.801	16:01:31.898
4 -	1:24.199	43.334	2:07.533	83.80	2.840	16:03:39.431
5 -	1:22.730	42.342	2:05.072 (2)	85.45	0.379	16:05:44.503
6 -	<b>1:22.595</b>	42.098	<b>2:04.693 (1)</b>	<b>85.71</b>		<b>16:07:49.196</b>

P14 52 E		Barry MANTELL		Honda 929 FIREBLADE - Swedish car connection		
IDEAL LAP TIME : 2:04.972		BEST LAP TIME : 2:04.972		DIFFERENCE : 0.000		
LAP	SECTOR 1	SECTOR 2	LAP TIME	MPH	DIFF	TIME OF DAY
1 -		43.284	2:15.248	79.02	10.276	15:57:18.898
2 -	1:23.897	43.213	2:07.110	84.08	2.138	15:59:26.008
3 -	1:23.426	42.560	2:05.986 (2)	84.83	1.014	16:01:31.994
4 -	1:23.812	43.813	2:07.625	83.74	2.653	16:03:39.619
5 -	<b>1:23.112</b>	<b>41.860</b>	<b>2:04.972 (1)</b>	<b>85.52</b>		<b>16:05:44.591</b>
6 -	1:24.236	42.397	2:06.633 (3)	84.40	1.661	16:07:51.224

P15 4 U		Hayden KILLWORTH		Kawasaki ZX10R - A&S Killworth / H11xy		
IDEAL LAP TIME : 2:05.889		BEST LAP TIME : 2:06.132		DIFFERENCE : 0.243		
LAP	SECTOR 1	SECTOR 2	LAP TIME	MPH	DIFF	TIME OF DAY
1 -		42.757	2:14.675	79.36	8.543	15:57:18.325
2 -	<b>1:23.797</b>	44.493	2:08.290	83.31	2.158	15:59:26.615
3 -	1:23.910	42.874	2:06.784 (3)	84.30	0.652	16:01:33.399
4 -	1:24.077	42.358	2:06.435 (2)	84.53	0.303	16:03:39.834
5 -	1:24.040	<b>42.092</b>	<b>2:06.132 (1)</b>	<b>84.73</b>		<b>16:05:45.966</b>
6 -	1:24.722	42.590	2:07.312	83.95	1.180	16:07:53.278

P16 373 U		Robert EAGLING		SUZUKI GSXR1000 -		
IDEAL LAP TIME : 2:07.598		BEST LAP TIME : 2:08.172		DIFFERENCE : 0.574		
LAP	SECTOR 1	SECTOR 2	LAP TIME	MPH	DIFF	TIME OF DAY
1 -		43.568	2:20.792	75.91	12.620	15:57:24.442
2 -	1:26.006	43.062	2:09.068	82.80	0.896	15:59:33.510
3 -	1:27.640	43.301	2:10.941	81.62	2.769	16:01:44.451
4 -	1:25.392	43.325	2:08.717 (2)	83.03	0.545	16:03:53.168
5 -	1:26.343	<b>42.609</b>	2:08.952 (3)	82.88	0.780	16:06:02.120
6 -	<b>1:24.989</b>	43.183	<b>2:08.172 (1)</b>	<b>83.38</b>		<b>16:08:10.292</b>

P17 96 U		Pete SCOTT		Suzuki GSXR1000K5 - South Hill MOT Centre		
IDEAL LAP TIME : 2:06.836		BEST LAP TIME : 2:06.836		DIFFERENCE : 0.000		
LAP	SECTOR 1	SECTOR 2	LAP TIME	MPH	DIFF	TIME OF DAY
1 -		44.375	2:21.681	75.43	14.845	15:57:25.331
2 -	1:26.604	43.707	2:10.311	82.01	3.475	15:59:35.642
3 -	1:25.977	43.881	2:09.858	82.30	3.022	16:01:45.500
4 -	1:26.476	43.037	2:09.513 (3)	82.52	2.677	16:03:55.013
5 -	1:25.796	43.112	2:08.908 (2)	82.91	2.072	16:06:03.921
6 -	<b>1:24.346</b>	<b>42.490</b>	<b>2:06.836 (1)</b>	<b>84.26</b>		<b>16:08:10.757</b>

P18 744 E		Gary ANDERSON		Honda 954RR - A&M MOT Services. Guildford		
IDEAL LAP TIME : 2:08.231		BEST LAP TIME : 2:08.612		DIFFERENCE : 0.381		
LAP	SECTOR 1	SECTOR 2	LAP TIME	MPH	DIFF	TIME OF DAY
1 -		43.294	2:19.416	76.66	10.804	15:57:23.066
2 -	<b>1:25.228</b>	43.384	<b>2:08.612 (1)</b>	<b>83.10</b>		<b>15:59:31.678</b>
3 -	1:26.134	43.331	2:09.465 (3)	82.55	0.853	16:01:41.143
4 -	1:27.539	44.081	2:11.620	81.20	3.008	16:03:52.763
5 -	1:26.981	<b>43.003</b>	2:09.984	82.22	1.372	16:06:02.747
6 -	1:25.717	43.281	2:08.998 (2)	82.85	0.386	16:08:11.745

# BMCRC - MRO Championships 2023 - Rnd 7 @ Snetterton

## BMCRC Thunderbike Ultra & Extreme

### RACE 17 - SECTOR ANALYSIS



SECTOR 1 = FL to I1, SECTOR 2 = I1 to FL, DIFF = Difference To Personal Best Lap, P = Crossed Finish Line in Pit Lane, D = Time Disallowed

P19 36 U		Alan MORGAN		Suzuki GSXR 1000 - Little Duck Racing		
IDEAL LAP TIME : 2:08.465		BEST LAP TIME : 2:08.764		DIFFERENCE : 0.299		
LAP	SECTOR 1	SECTOR 2	LAP TIME	MPH	DIFF	TIME OF DAY
1 -		43.484	2:17.130	77.94	8.366	15:57:20.780
2 -	1:26.577	43.184	2:09.761 (3)	82.36	0.997	15:59:30.541
3 -	1:27.049	<b>42.696</b>	2:09.745 (2)	82.37	0.981	16:01:40.286
4 -	<b>1:25.769</b>	42.995	<b>2:08.764 (1)</b>	<b>83.00</b>		<b>16:03:49.050</b>
5 -	1:26.892	43.616	2:10.508	81.89	1.744	16:05:59.558
6 -	1:26.475	51.724	2:18.199	77.33	9.435	16:08:17.757

P20 6 E		Andrew FIRTH		Yamaha YZF-R1 - LTRmotorcycles.co.uk / Palmer Race Skool /		
IDEAL LAP TIME : 2:10.844		BEST LAP TIME : 2:10.844		DIFFERENCE : 0.000		
LAP	SECTOR 1	SECTOR 2	LAP TIME	MPH	DIFF	TIME OF DAY
1 -		43.972	2:18.724	77.04	7.880	15:57:22.374
2 -	<b>1:27.350</b>	<b>43.494</b>	<b>2:10.844 (1)</b>	<b>81.68</b>		<b>15:59:33.218</b>
3 -	1:28.130	44.017	2:12.147 (3)	80.88	1.303	16:01:45.365
4 -	1:30.732	46.911	2:17.643	77.65	6.799	16:04:03.008
5 -	1:32.204	45.259	2:17.463	77.75	6.619	16:06:20.471
6 -	1:28.302	43.765	2:12.067 (2)	80.92	1.223	16:08:32.538

P21 212 E		Martin BRADER		Aprilia RSVR - Infinity PM		
IDEAL LAP TIME : 2:13.288		BEST LAP TIME : 2:13.712		DIFFERENCE : 0.424		
LAP	SECTOR 1	SECTOR 2	LAP TIME	MPH	DIFF	TIME OF DAY
1 -		45.017	2:24.393	74.02	10.681	15:57:28.043
2 -	1:29.554	45.631	2:15.185	79.06	1.473	15:59:43.228
3 -	1:28.838	46.141	2:14.979	79.18	1.267	16:01:58.207
4 -	<b>1:28.633</b>	45.079	<b>2:13.712 (1)</b>	<b>79.93</b>		<b>16:04:11.919</b>
5 -	1:29.734	44.890	2:14.624 (3)	79.39	0.912	16:06:26.543
6 -	1:29.836	<b>44.655</b>	2:14.491 (2)	79.47	0.779	16:08:41.034

P22 103 U		Craig GOFFORD		Kawasaki ZX10R - Beg, Borrow & steal		
IDEAL LAP TIME : 2:15.197		BEST LAP TIME : 2:15.579		DIFFERENCE : 0.382		
LAP	SECTOR 1	SECTOR 2	LAP TIME	MPH	DIFF	TIME OF DAY
1 -		45.853	2:25.148	73.63	9.569	15:57:28.798
2 -	1:29.857	<b>45.722</b>	<b>2:15.579 (1)</b>	<b>78.83</b>		<b>15:59:44.377</b>
3 -	<b>1:29.475</b>	46.288	2:15.763 (2)	78.72	0.184	16:02:00.140
4 -	1:30.687	47.276	2:17.963	77.47	2.384	16:04:18.103
5 -	1:32.918	46.008	2:18.926	76.93	3.347	16:06:37.029
6 -	1:30.581	46.616	2:17.197 (3)	77.90	1.618	16:08:54.226

P23 114 U		Richard BATE		Yamaha R1 - TEAM PSR		
IDEAL LAP TIME : 2:09.081		BEST LAP TIME : 2:09.254		DIFFERENCE : 0.173		
LAP	SECTOR 1	SECTOR 2	LAP TIME	MPH	DIFF	TIME OF DAY
1 -		44.025	2:19.489	76.62	10.235	15:57:23.139
2 -	1:26.125	<b>43.321</b>	2:09.446 (2)	82.56	0.192	15:59:32.585
3 -	<b>1:25.760</b>	43.494	<b>2:09.254 (1)</b>	<b>82.69</b>		<b>16:01:41.839</b>
4 -	1:26.576	43.549	2:10.125 (3)	82.13	0.871	16:03:51.964

P24 20 U		Connor SWYER		SUZUKI GSXR 1000 K6 - WSC Performace & lleithyr farm & dac		
IDEAL LAP TIME : 2:13.513		BEST LAP TIME : 2:14.233		DIFFERENCE : 0.720		
LAP	SECTOR 1	SECTOR 2	LAP TIME	MPH	DIFF	TIME OF DAY
1 -		<b>45.175</b>	2:23.369	74.54	9.136	15:57:27.019
2 -	1:29.556	46.508	2:16.064 (2)	78.55	1.831	15:59:43.083
3 -	1:28.940	45.293	<b>2:14.233 (1)</b>	<b>79.62</b>		<b>16:01:57.316</b>

# BMCRC - MRO Championships 2023 - Rnd 7 @ Snetterton

## BMCRC Thunderbike Ultra & Extreme

### RACE 17 - BEST SECTORS

SECTOR 1			SECTOR 2			IDEAL / BEST COMPARISON						
POS	NO	NAME	TIME	NO	NAME	TIME	POS	NO	NAME	IDEAL	BEST	DIFF
									<b>PERFECT LAP</b>	<b>1:59.232</b>		
1	40	SMITH	1:19.596	40	SMITH	39.636	1	40	SMITH	1:59.232	1:59.268	0.036
2	5	KILLWORTH	1:19.648	800	CREASEY	39.723	2	800	CREASEY	1:59.382	1:59.848	0.466
3	800	CREASEY	1:19.659	5	KILLWORTH	39.945	3	5	KILLWORTH	1:59.593	1:59.870	0.277
4	78	THOMAS	1:21.198	102	FEARN	40.511	4	102	FEARN	2:01.863	2:01.863	0.000
5	102	FEARN	1:21.352	46	GATES	40.563	5	78	THOMAS	2:02.098	2:02.770	0.672
6	19	DONOVAN	1:21.537	19	DONOVAN	40.605	6	19	DONOVAN	2:02.142	2:02.653	0.511
7	46	GATES	1:21.593	58	ALLEN	40.888	7	46	GATES	2:02.156	2:02.890	0.734
8	169	SMITH	1:21.681	78	THOMAS	40.900	8	58	ALLEN	2:02.752	2:03.493	0.741
9	58	ALLEN	1:21.864	169	SMITH	41.076	9	169	SMITH	2:02.757	2:02.757	0.000
10	118	CORKETT	1:22.580	118	CORKETT	41.317	10	118	CORKETT	2:03.897	2:04.187	0.290
11	129	CRIPPS	1:22.595	17	KILLWORTH	41.400	11	17	KILLWORTH	2:04.278	2:04.278	0.000
12	23	ROSE	1:22.828	23	ROSE	41.807	12	129	CRIPPS	2:04.425	2:04.693	0.268
13	17	KILLWORTH	1:22.878	129	CRIPPS	41.830	13	23	ROSE	2:04.635	2:04.635	0.000
14	52	MANTELL	1:23.112	52	MANTELL	41.860	14	52	MANTELL	2:04.972	2:04.972	0.000
15	4	KILLWORTH	1:23.797	4	KILLWORTH	42.092	15	4	KILLWORTH	2:05.889	2:06.132	0.243
16	96	SCOTT	1:24.346	96	SCOTT	42.490	16	96	SCOTT	2:06.836	2:06.836	0.000
17	373	EAGLING	1:24.989	373	EAGLING	42.609	17	373	EAGLING	2:07.598	2:08.172	0.574
18	744	ANDERSON	1:25.228	36	MORGAN	42.696	18	744	ANDERSON	2:08.231	2:08.612	0.381
19	114	BATE	1:25.760	744	ANDERSON	43.003	19	36	MORGAN	2:08.465	2:08.764	0.299
20	36	MORGAN	1:25.769	114	BATE	43.321	20	114	BATE	2:09.081	2:09.254	0.173
21	6	FIRTH	1:27.350	6	FIRTH	43.494	21	6	FIRTH	2:10.844	2:10.844	0.000
22	20	SWYER	1:28.338	212	BRADER	44.655	22	212	BRADER	2:13.288	2:13.712	0.424
23	212	BRADER	1:28.633	20	SWYER	45.175	23	20	SWYER	2:13.513	2:14.233	0.720
24	103	GOFFORD	1:29.475	103	GOFFORD	45.722	24	103	GOFFORD	2:15.197	2:15.579	0.382

# BMCRC - MRO Championships 2023 - Rnd 7 @ Snetterton

## BMCRC Thunderbike Ultra & Extreme

### RACE 17 - STATISTICS

<b>Competitors Started</b>	24
<b>Planned Start</b>	2023-09-03 @ 15:40:00.000
<b>Actual Start</b>	2023-09-03 @ 15:55:03.649
<b>Finish Time</b>	2023-09-03 @ 16:07:09.422
<b>Track Length</b>	2.9689mi.
<b>Total Laps</b>	139
<b>Total Distance Covered</b>	412.6787mi.

#### Session Fastest Lap History

NO	CL	NAME	LAP TIME	TIME OF DAY	LAP	VEHICLE
800	U	Morgan CREASEY	<b>2:00.760</b>	15:59:09.266	2	Suzuki GSXR 1000 K7
40	U	Kieran SMITH	<b>1:59.285</b>	15:59:09.894	2	Suzuki GSXR1000
40	U	Kieran SMITH	<b>1:59.268</b>	16:07:09.440	6	Suzuki GSXR1000

#### Session Leader History

NO	CL	NAME	FROM LAP	LAPS LED	DISTANCE	VEHICLE
800	U	Morgan CREASEY	1	3	8.90 miles	Suzuki GSXR 1000 K7
5	U	Stacey KILLWORTH	4	1	2.96 miles	Suzuki GSXR 1000
800	U	Morgan CREASEY	5	1	2.96 miles	Suzuki GSXR 1000 K7
40	U	Kieran SMITH	6	1	2.96 miles	Suzuki GSXR1000

#### Flag History

TYPE	TIME OF DAY
GREEN	15:55:03.649
FINISH	16:07:09.422

#### Flag Statistics

TYPE	COUNT	TOTAL LAPS	TOTAL TIME
Green	1	6	13:56.845
Red	0	0	0.000
Safety Car	0	0	0.000
FCY	0	0	0.000

# BMCRC - MRO Championships 2023 - Rnd 7 @ Snetterton

## BMCRC Thunderbike Ultra & Extreme

### RACE 17 - STATISTICS

CLASS : U

18 Starters

#### Fastest Lap History

NO	NAME	LAP TIME	TIME OF DAY	LAP	VEHICLE
800	Morgan CREASEY	2:00.760	15:59:09.266	2	Suzuki GSXR 1000 K7
40	Kieran SMITH	1:59.285	15:59:09.894	2	Suzuki GSXR1000
40	Kieran SMITH	1:59.268	16:07:09.440	6	Suzuki GSXR1000

#### Leader History

NO	NAME	FROM LAP	LAPS LED	DISTANCE	VEHICLE
800	Morgan CREASEY	1	3	8.90 miles	Suzuki GSXR 1000 K7
5	Stacey KILLWORTH	4	1	2.96 miles	Suzuki GSXR 1000
800	Morgan CREASEY	5	1	2.96 miles	Suzuki GSXR 1000 K7
40	Kieran SMITH	6	1	2.96 miles	Suzuki GSXR1000

# BMCRC - MRO Championships 2023 - Rnd 7 @ Snetterton

## BMCRC Thunderbike Ultra & Extreme

### RACE 17 - STATISTICS

**CLASS : E**

6 Starters

#### Fastest Lap History

NO	NAME	LAP TIME	TIME OF DAY	LAP	VEHICLE
118	Darren CORKETT	<b>2:04.415</b>	15:59:21.801	2	Suzuki GSXR 600
118	Darren CORKETT	<b>2:04.374</b>	16:05:36.173	5	Suzuki GSXR 600
118	Darren CORKETT	<b>2:04.187</b>	16:07:40.359	6	Suzuki GSXR 600

#### Leader History

NO	NAME	FROM LAP	LAPS LED	DISTANCE	VEHICLE
118	Darren CORKETT	1	6	17.81 miles	Suzuki GSXR 600





# **BMCRC THUNDERBIKE SPORT & BMCRC SUPERTWINS**

**Supported by Steve Jordan Motorcycles**



**BMCRC-MRO Championships - Round 7**  
**Snetterton 300**  
**2<sup>nd</sup> / 3<sup>rd</sup> September 2023**



Timing & Results Provided by Timing Solutions Ltd

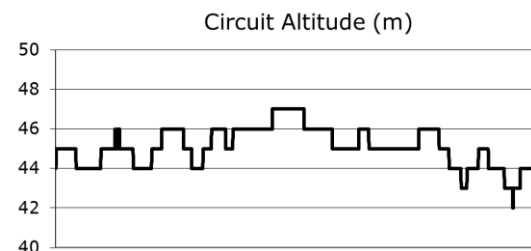
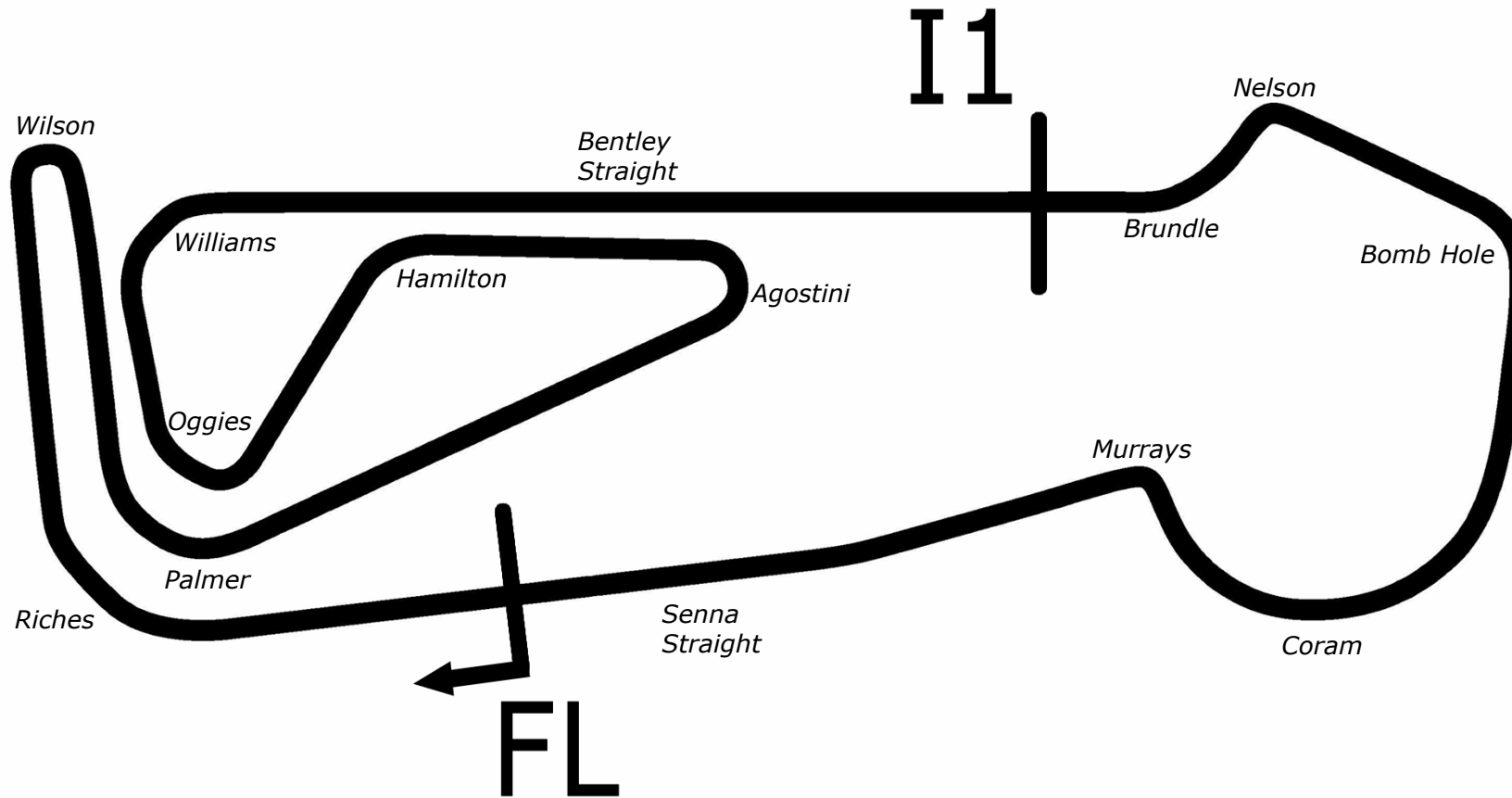
[www.tsl-timing.com](http://www.tsl-timing.com)

# Snetterton 300



SPORTS TIMING

TIMING SOLUTIONS LTD



Length	2.9689 miles	4778.0 m	
FL		52.46340 N	0.94476 E
I1	3198m	52.46617 N	0.94964 E
Pit Entry	4572m	52.46364 N	0.94774 E
Pit Exit	40m after FL	52.46338 N	0.94420 E
Pit Entry-Pit Exit	246m, 17.7s @50kph, 14.7s @60kph		

All results available at [www.tsl-timing.com](http://www.tsl-timing.com)

# BMCRC - MRO Championships 2023 - Rnd 7 @ Snetterton

## BMCRC Thunderbike Sport & BMCRC SuperTwins / Thunderbike Extreme

### QUALIFYING - CLASSIFICATION

POS	NO	CL	PIC NAME	ENTRY	TIME	ON	LAPS	GAP	DIFF	MPH
1	78	U	1 Jamie THOMAS	Suzuki GSXR 1000 - Team RubyRacing DART Motors	2:03.494	3	5			86.54
2	1		1 Jeremy HILL	Yamaha R6 - Silver Arrows Racing / LT-Info.com	2:03.911	3	3	0.417	0.417	86.25
3	52	E	1 Barry MANTELL	Honda 929 FIREBLADE - Swedish car connection	2:04.594	5	5	1.100	0.683	85.78
4	69		2 Tony RUSSO	Yamaha R6 - Wymark Lubricants	2:04.771	5	5	1.277	0.177	85.66
5	97		3 Alex MANN	Honda CBR600RR - Michael Jones Jeweller, Esprit C	2:05.219	5	5	1.725	0.448	85.35
6	129	E	2 Derek CRIPPS	Yamaha R1 - Team FBR	2:05.750	5	5	2.256	0.531	84.99
7	118	E	3 Darren CORKETT	Suzuki GSXR 600 - Jackson & Phillips	2:06.208	4	5	2.714	0.458	84.68
8	17	SUP	1 Tommy DOWNES	Yamaha R7 -	2:06.363	2	5	2.869	0.155	84.58
9	151*		4 Andrew DENYER	Yamaha OW01 - me	2:07.112	5	5	3.618	0.749	84.08
10	48		5 Shaun WALLIS	Yamaha R6 - MBC Despatch Racing	2:07.383	5	5	3.889	0.271	83.90
11	81		6 Malvern MAY	Honda CBR600RR - IMP racing	2:08.473	5	5	4.979	1.090	83.19
12	43		7 Colin WALKEY	Kawasaki ZX6R G2 - ELP Racing	2:08.683	3	5	5.189	0.210	83.05
13	77		8 David MAY	Suzuki GSXR600 - Orchard cooling/ team Silver Arrow	2:09.385	2	5	5.891	0.702	82.60
14	6	E	4 Andrew FIRTH	Yamaha YZF-R1 - LTRmotorcycles.co.uk / Palmer Ra	2:09.535	5	5	6.041	0.150	82.51
15	58	SUP	2 Michael ALLEN	Kawasaki ER6 -	2:09.907	4	5	6.413	0.372	82.27
16	744	E	5 Gary ANDERSON	Honda 954RR - A&M MOT Services. Guildford	2:10.580	4	4	7.086	0.673	81.85
17	166		9 Nik BAKER	Suzuki SV650 - K66, DMR customs	2:11.234	3	5	7.740	0.654	81.44
18	606	R	1 Jake ANDERTON	Honda CBR600RR - CurrentElec Racing	2:11.316	2	5	7.822	0.082	81.39
19	99		10 Lee BELLOTTI	Kawasaki ZX6R - Linda Bellotti (MuM), Indeco UK, Mai	2:11.459	5	5	7.965	0.143	81.30
20	89	R	2 Marco STRILLOZZI	Yamaha R6 - KLUAPP.COM	2:12.821	4	5	9.327	1.362	80.46
21	71	R	3 James ROBINSON	Yamaha R6 - DUKE Distribution Ltd	2:13.282	5	5	9.788	0.461	80.19
22	68		11 Mark HILL	Ducati S2R - Mhp exhausts	2:15.904	2	2	12.410	2.622	78.64
23	67	R	4 Simon HARVEY	Suzuki SV650 -	2:16.209	5	5	12.715	0.305	78.46
24	27	R	5 Jack BETTIS	Suzuki SV650 - NB Toolmaking	2:16.265	5	5	12.771	0.056	78.43
25	7	R	6 Darren TAYLOR	Kawasaki ZX6R -	2:16.626	3	4	13.132	0.361	78.22
26	44	SUP	3 Tony PARKER	Kawasaki ER650RR - insta/youtube 44notpol	2:17.104	4	5	13.610	0.478	77.95
27	66		12 Mark SMITH	Yamaha R6 - IMP RACING	2:17.455	5	5	13.961	0.351	77.75
28	40	SUP	4 Simon WILKINSON	Suzuki SV650 - S P Wilkinson Engineering Ltd	2:17.693	3	5	14.199	0.238	77.62
29	994	R	7 Adrian HOWARD	Suzuki GSXR 600 - Geary Roofing & Building Services	2:17.817	3	5	14.323	0.124	77.55
30	212	E	6 Martin BRADER	Aprilia RSVR - Infinity PM	2:18.092	4	4	14.598	0.275	77.39
31	74	SUP	5 Daniel BLACK	Suzuki SV650 - DAD	2:18.566	2	4	15.072	0.474	77.13
32	137	R	8 Colin MCPHERSON	Yamaha R6 -	2:19.450	2	4	15.956	0.884	76.64
33	26	SUP	6 Piers DARBY	Suzuki SV650 - Darby Racing	2:19.740	3	4	16.246	0.290	76.48
34	13		13 Jack WOLFF	Yamaha R6 - Nym Technologies Racing	2:20.472	2	4	16.978	0.732	76.08
35	51		14 Paul BEESLEY	Yamaha R6 -	2:20.664	2	4	17.170	0.192	75.98
36	110	R	9 Michael CRUMPTON	Honda CBR600RR -	2:22.529	3	4	19.035	1.865	74.98
37	78		15 Tim FRAMPTON	Suzuki SV650 - K66	2:22.739	4	4	19.245	0.210	74.87
38	689		16 David TREVEIL	Yamaha YZF-R6 -	2:23.487	4	4	19.993	0.748	74.48
39	114		17 Richard BATE	Suzuki GSXR750 - TEAM PSR	2:23.848	4	4	20.354	0.361	74.30

\* Bike 151 - Please fit a working transponder

Weather / Track : Cloudy / Drying

These results are provisional until the conclusion of any judicial and technical matters.

Snetterton 300: 2.9689 miles

Date: 02/09/2023 Start: 09:47 Finish: 09:57

Clerk Of Course :	Stewards :	Timekeeper : <i>Craig Smith</i>
-------------------	------------	------------------------------------

Results can be found at [www.tsl-timing.com](http://www.tsl-timing.com)

Printed - 10:00 Saturday, 02 September 2023



# BMCRC - MRO Championships 2023 - Rnd 7 @ Snetterton

## BMCRC Thunderbike Sport & BMCRC SuperTwins / Thunderbike Extreme

### QUALIFYING - SECTOR ANALYSIS



SECTOR 1 = FL to I1, SECTOR 2 = I1 to FL, DIFF = Difference To Personal Best Lap, P = Crossed Finish Line in Pit Lane, D = Time Disallowed

P1 78		Jamie THOMAS		Suzuki GSXR 1000 - Team RubyRacing DART Motorsport			
IDEAL LAP TIME : 2:03.494		BEST LAP TIME : 2:03.494		DIFFERENCE : 0.000			
LAP	SECTOR 1	SECTOR 2	LAP TIME	MPH	DIFF	TIME OF DAY	
1 -	1:25.950	41.736	2:07.686	83.70	4.192	09:49:22.949	
2 -	1:22.854	41.231	2:04.085 (2)	86.13	0.591	09:51:27.034	
3 -	<b>1:22.617</b>	<b>40.877</b>	<b>2:03.494 (1)</b>	<b>86.54</b>		<b>09:53:30.528</b>	
4 -	1:23.229	41.122	2:04.351 (3)	85.95	0.857	09:55:34.879	
5 -	1:23.125	42.281	2:05.406	85.22	1.912	09:57:40.285	

P2 1		Jeremy HILL		Yamaha R6 - Silver Arrows Racing / LT-Info.com			
IDEAL LAP TIME : 2:03.757		BEST LAP TIME : 2:03.911		DIFFERENCE : 0.154			
LAP	SECTOR 1	SECTOR 2	LAP TIME	MPH	DIFF	TIME OF DAY	
1 -	1:27.026	41.946	2:08.972 (3)	82.87	5.061	09:49:23.075	
2 -	1:23.624	<b>40.993</b>	2:04.617 (2)	85.76	0.706	09:51:27.692	
3 -	<b>1:22.764</b>	41.147	<b>2:03.911 (1)</b>	<b>86.25</b>		<b>09:53:31.603</b>	

P3 52 E		Barry MANTELL		Honda 929 FIREBLADE - Swedish car connection			
IDEAL LAP TIME : 2:04.359		BEST LAP TIME : 2:04.594		DIFFERENCE : 0.235			
LAP	SECTOR 1	SECTOR 2	LAP TIME	MPH	DIFF	TIME OF DAY	
1 -	1:32.755	43.877	2:16.632	78.22	12.038	09:49:34.081	
2 -	1:26.200	42.596	2:08.796	82.98	4.202	09:51:42.877	
3 -	1:25.393	<b>41.417</b>	2:06.810 (3)	84.28	2.216	09:53:49.687	
4 -	1:23.118	41.668	2:04.786 (2)	85.65	0.192	09:55:54.473	
5 -	<b>1:22.942</b>	41.652	<b>2:04.594 (1)</b>	<b>85.78</b>		<b>09:57:59.067</b>	

P4 69		Tony RUSSO		Yamaha R6 - Wymark Lubricants			
IDEAL LAP TIME : 2:04.549		BEST LAP TIME : 2:04.771		DIFFERENCE : 0.222			
LAP	SECTOR 1	SECTOR 2	LAP TIME	MPH	DIFF	TIME OF DAY	
1 -	1:33.381	43.893	2:17.274	77.85	12.503	09:49:33.760	
2 -	1:26.023	42.345	2:08.368	83.26	3.597	09:51:42.128	
3 -	1:24.363	41.693	2:06.056 (3)	84.78	1.285	09:53:48.184	
4 -	1:23.885	<b>41.667</b>	2:05.552 (2)	85.12	0.781	09:55:53.736	
5 -	<b>1:22.882</b>	41.889	<b>2:04.771 (1)</b>	<b>85.66</b>		<b>09:57:58.507</b>	

P5 97		Alex MANN		Honda CBR600RR - Michael Jones Jeweller, Esprit Group, Carl			
IDEAL LAP TIME : 2:05.219		BEST LAP TIME : 2:05.219		DIFFERENCE : 0.000			
LAP	SECTOR 1	SECTOR 2	LAP TIME	MPH	DIFF	TIME OF DAY	
1 -	1:30.268	43.870	2:14.138	79.67	8.919	09:49:28.865	
2 -	1:25.168	42.089	2:07.257	83.98	2.038	09:51:36.122	
3 -	1:24.726	41.912	2:06.638 (3)	84.39	1.419	09:53:42.760	
4 -	1:23.742	41.876	2:05.618 (2)	85.08	0.399	09:55:48.378	
5 -	<b>1:23.684</b>	<b>41.535</b>	<b>2:05.219 (1)</b>	<b>85.35</b>		<b>09:57:53.597</b>	

P6 129 E		Derek CRIPPS		Yamaha R1 - Team FBR			
IDEAL LAP TIME : 2:05.618		BEST LAP TIME : 2:05.750		DIFFERENCE : 0.132			
LAP	SECTOR 1	SECTOR 2	LAP TIME	MPH	DIFF	TIME OF DAY	
1 -	1:36.053	45.658	2:21.711	75.42	15.961	09:49:41.532	
2 -	1:28.250	42.665	2:10.915	81.64	5.165	09:51:52.447	
3 -	1:24.234	42.550	2:06.784 (2)	84.30	1.034	09:53:59.231	
4 -	1:25.170	<b>42.034</b>	2:07.204 (3)	84.02	1.454	09:56:06.435	
5 -	<b>1:23.584</b>	42.166	<b>2:05.750 (1)</b>	<b>84.99</b>		<b>09:58:12.185</b>	

# BMCRC - MRO Championships 2023 - Rnd 7 @ Snetterton

## BMCRC Thunderbike Sport & BMCRC SuperTwins / Thunderbike Extreme

### QUALIFYING - SECTOR ANALYSIS



SECTOR 1 = FL to I1, SECTOR 2 = I1 to FL, DIFF = Difference To Personal Best Lap, P = Crossed Finish Line in Pit Lane, D = Time Disallowed

P7 118 E		Darren CORKETT		Suzuki GSXR 600 - Jackson & Phillips			
IDEAL LAP TIME : 2:06.208		BEST LAP TIME : 2:06.208		DIFFERENCE : 0.000			
LAP	SECTOR 1	SECTOR 2	LAP TIME	MPH	DIFF	TIME OF DAY	
1 -	1:32.773	43.731	2:16.504	78.29	10.296	09:49:34.296	
2 -	1:26.343	42.806	2:09.149	82.75	2.941	09:51:43.445	
3 -	1:25.781	43.340	2:09.121 (3)	82.77	2.913	09:53:52.566	
4 -	<b>1:23.719</b>	<b>42.489</b>	<b>2:06.208 (1)</b>	<b>84.68</b>		<b>09:55:58.774</b>	
5 -	1:23.833	42.617	2:06.450 (2)	84.52	0.242	09:58:05.224	

P8 17 SUP		Tommy DOWNES		Yamaha R7 -			
IDEAL LAP TIME : 2:06.363		BEST LAP TIME : 2:06.363		DIFFERENCE : 0.000			
LAP	SECTOR 1	SECTOR 2	LAP TIME	MPH	DIFF	TIME OF DAY	
1 -	1:26.807	42.084	2:08.891	82.92	2.528	09:49:23.019	
2 -	<b>1:24.768</b>	<b>41.595</b>	<b>2:06.363 (1)</b>	<b>84.58</b>		<b>09:51:29.382</b>	
3 -	1:24.875	42.155	2:07.030	84.13	0.667	09:53:36.412	
4 -	1:24.959	41.949	2:06.908 (3)	84.21	0.545	09:55:43.320	
5 -	1:25.009	41.847	2:06.856 (2)	84.25	0.493	09:57:50.176	

P9 151		Andrew DENYER		Yamaha OW01 - me			
IDEAL LAP TIME :		BEST LAP TIME : 2:07.112		DIFFERENCE :			
LAP	SECTOR 1	SECTOR 2	LAP TIME	MPH	DIFF	TIME OF DAY	
1 -			2:23.606	74.42	16.494	09:50:03.015	
2 -			2:11.053	81.55	3.941	09:52:14.068	
3 -			2:09.469 (3)	82.55	2.357	09:54:23.537	
4 -			2:09.176 (2)	82.74	2.064	09:56:32.713	
5 -			<b>2:07.112 (1)</b>	<b>84.08</b>		<b>09:58:39.825</b>	

P10 48		Shaun WALLIS		Yamaha R6 - MBC Despatch Racing			
IDEAL LAP TIME : 2:07.383		BEST LAP TIME : 2:07.383		DIFFERENCE : 0.000			
LAP	SECTOR 1	SECTOR 2	LAP TIME	MPH	DIFF	TIME OF DAY	
1 -	1:37.599	44.761	2:22.360	75.07	14.977	09:49:42.482	
2 -	1:26.029	43.381	2:09.410	82.59	2.027	09:51:51.892	
3 -	1:25.104	43.701	2:08.805 (3)	82.97	1.422	09:54:00.697	
4 -	1:25.311	43.273	2:08.584 (2)	83.12	1.201	09:56:09.281	
5 -	<b>1:24.631</b>	<b>42.752</b>	<b>2:07.383 (1)</b>	<b>83.90</b>		<b>09:58:16.664</b>	

P11 81		Malvern MAY		Honda CBR600RR - IMP racing			
IDEAL LAP TIME : 2:08.014		BEST LAP TIME : 2:08.473		DIFFERENCE : 0.459			
LAP	SECTOR 1	SECTOR 2	LAP TIME	MPH	DIFF	TIME OF DAY	
1 -	1:33.732	46.354	2:20.086	76.29	11.613	09:49:39.997	
2 -	1:28.293	44.528	2:12.821	80.46	4.348	09:51:52.818	
3 -	1:26.255	<b>42.664</b>	2:08.919 (2)	82.90	0.446	09:54:01.737	
4 -	1:25.930	43.455	2:09.385 (3)	82.60	0.912	09:56:11.122	
5 -	<b>1:25.350</b>	43.123	<b>2:08.473 (1)</b>	<b>83.19</b>		<b>09:58:19.595</b>	

P12 43		Colin WALKEY		Kawasaki ZX6R G2 - ELP Racing			
IDEAL LAP TIME : 2:08.683		BEST LAP TIME : 2:08.683		DIFFERENCE : 0.000			
LAP	SECTOR 1	SECTOR 2	LAP TIME	MPH	DIFF	TIME OF DAY	
1 -	1:32.812	44.171	2:16.983	78.02	8.300	09:49:35.135	
2 -	1:26.671	42.768	2:09.439 (2)	82.57	0.756	09:51:44.574	
3 -	<b>1:26.086</b>	<b>42.597</b>	<b>2:08.683 (1)</b>	<b>83.05</b>		<b>09:53:53.257</b>	
4 -	1:27.572	42.948	2:10.520	81.88	1.837	09:56:03.777	
5 -	1:26.617	43.049	2:09.666 (3)	82.42	0.983	09:58:13.443	

# BMCRC - MRO Championships 2023 - Rnd 7 @ Snetterton

## BMCRC Thunderbike Sport & BMCRC SuperTwins / Thunderbike Extreme

### QUALIFYING - SECTOR ANALYSIS



SECTOR 1 = FL to I1, SECTOR 2 = I1 to FL, DIFF = Difference To Personal Best Lap, P = Crossed Finish Line in Pit Lane, D = Time Disallowed

P13 77		David MAY		Suzuki GSXR600 - Orchard cooling/ team Silver Arrows			
IDEAL LAP TIME : 2:08.981		BEST LAP TIME : 2:09.385		DIFFERENCE : 0.404			
LAP	SECTOR 1	SECTOR 2	LAP TIME	MPH	DIFF	TIME OF DAY	
1 -	1:31.948	44.318	2:16.266	78.43	6.881	09:49:33.981	
2 -	<b>1:26.443</b>	42.942	<b>2:09.385 (1)</b>	<b>82.60</b>		<b>09:51:43.366</b>	
3 -	1:27.476	<b>42.538</b>	2:10.014 (3)	82.20	0.629	09:53:53.380	
4 -	1:26.959	43.116	2:10.075	82.16	0.690	09:56:03.455	
5 -	1:26.638	42.923	2:09.561 (2)	82.49	0.176	09:58:13.016	

P14 6 E		Andrew FIRTH		Yamaha YZF-R1 - LTRmotorcycles.co.uk / Palmer Race Skool /			
IDEAL LAP TIME : 2:08.839		BEST LAP TIME : 2:09.535		DIFFERENCE : 0.696			
LAP	SECTOR 1	SECTOR 2	LAP TIME	MPH	DIFF	TIME OF DAY	
1 -	1:32.033	44.198	2:16.231	78.45	6.696	09:49:33.155	
2 -	1:26.145	43.409	2:09.554 (2)	82.49	0.019	09:51:42.709	
3 -	1:26.303	44.167	2:10.470	81.91	0.935	09:53:53.179	
4 -	1:27.013	<b>42.791</b>	2:09.804 (3)	82.34	0.269	09:56:02.983	
5 -	<b>1:26.048</b>	43.487	<b>2:09.535 (1)</b>	<b>82.51</b>		<b>09:58:12.518</b>	

P15 58 SUP		Michael ALLEN		Kawasaki ER6 -			
IDEAL LAP TIME : 2:09.636		BEST LAP TIME : 2:09.907		DIFFERENCE : 0.271			
LAP	SECTOR 1	SECTOR 2	LAP TIME	MPH	DIFF	TIME OF DAY	
1 -	1:29.924	44.521	2:14.445	79.49	4.538	09:49:41.005	
2 -	1:26.883	43.780	2:10.663 (2)	81.79	0.756	09:51:51.668	
3 -	1:27.368	43.451	2:10.819	81.70	0.912	09:54:02.487	
4 -	1:26.842	<b>43.065</b>	<b>2:09.907 (1)</b>	<b>82.27</b>		<b>09:56:12.394</b>	
5 -	<b>1:26.571</b>	44.175	2:10.746 (3)	81.74	0.839	09:58:23.140	

P16 744 E		Gary ANDERSON		Honda 954RR - A&M MOT Services. Guildford			
IDEAL LAP TIME : 2:10.580		BEST LAP TIME : 2:10.580		DIFFERENCE : 0.000			
LAP	SECTOR 1	SECTOR 2	LAP TIME	MPH	DIFF	TIME OF DAY	
1 -	1:34.314	45.330	2:19.644	76.53	9.064	09:49:38.404	
2 -	1:27.015	43.917	2:10.932 (3)	81.63	0.352	09:51:49.336	
3 -	1:27.092	43.716	2:10.808 (2)	81.70	0.228	09:54:00.144	
4 -	<b>1:26.950</b>	<b>43.630</b>	<b>2:10.580 (1)</b>	<b>81.85</b>		<b>09:56:10.724</b>	

P17 166		Nik BAKER		Suzuki SV650 - K66, DMR customs			
IDEAL LAP TIME : 2:11.234		BEST LAP TIME : 2:11.234		DIFFERENCE : 0.000			
LAP	SECTOR 1	SECTOR 2	LAP TIME	MPH	DIFF	TIME OF DAY	
1 -	1:35.358	44.851	2:20.209	76.22	8.975	09:49:49.333	
2 -	1:28.828	43.610	2:12.438 (2)	80.70	1.204	09:52:01.771	
3 -	<b>1:27.948</b>	<b>43.286</b>	<b>2:11.234 (1)</b>	<b>81.44</b>		<b>09:54:13.005</b>	
4 -	1:30.372	47.389	2:17.761	77.58	6.527	09:56:30.766	
5 -	1:28.909	45.600	2:14.509 (3)	79.45	3.275	09:58:45.275	

P18 606 R		Jake ANDERTON		Honda CBR600RR - CurrentElec Racing			
IDEAL LAP TIME : 2:10.764		BEST LAP TIME : 2:11.316		DIFFERENCE : 0.552			
LAP	SECTOR 1	SECTOR 2	LAP TIME	MPH	DIFF	TIME OF DAY	
1 -	1:30.539	44.178	2:14.717	79.33	3.401	09:49:30.275	
2 -	1:27.406	43.910	<b>2:11.316 (1)</b>	<b>81.39</b>		<b>09:51:41.591</b>	
3 -	<b>1:26.971</b>	49.271	2:16.242	78.44	4.926	09:53:57.833	
4 -	1:28.103	<b>43.793</b>	2:11.896 (2)	81.03	0.580	09:56:09.729	
5 -	1:28.536	44.111	2:12.647 (3)	80.57	1.331	09:58:22.376	

# BMCRC - MRO Championships 2023 - Rnd 7 @ Snetterton

## BMCRC Thunderbike Sport & BMCRC SuperTwins / Thunderbike Extreme

### QUALIFYING - SECTOR ANALYSIS



SECTOR 1 = FL to I1, SECTOR 2 = I1 to FL, DIFF = Difference To Personal Best Lap, P = Crossed Finish Line in Pit Lane, D = Time Disallowed

P19 99		Lee BELLOTTI		Kawasaki ZX6R - Linda Bellotti (MuM), Indeco UK, MarBel Trans			
IDEAL LAP TIME : 2:11.459		BEST LAP TIME : 2:11.459		DIFFERENCE : 0.000			
LAP	SECTOR 1	SECTOR 2	LAP TIME	MPH	DIFF	TIME OF DAY	
1 -	1:36.867	45.177	2:22.044	75.24	10.585	09:49:44.300	
2 -	1:28.584	44.021	2:12.605 (3)	80.60	1.146	09:51:56.905	
3 -	1:28.481	45.291	2:13.772	79.89	2.313	09:54:10.677	
4 -	1:27.989	44.088	2:12.077 (2)	80.92	0.618	09:56:22.754	
5 -	<b>1:27.666</b>	<b>43.793</b>	<b>2:11.459 (1)</b>	<b>81.30</b>		<b>09:58:34.213</b>	

P20 89 R		Marco STRILLOZZI		Yamaha R6 - KLUAPP.COM			
IDEAL LAP TIME : 2:12.273		BEST LAP TIME : 2:12.821		DIFFERENCE : 0.548			
LAP	SECTOR 1	SECTOR 2	LAP TIME	MPH	DIFF	TIME OF DAY	
1 -	1:33.963	56.067	2:30.030	71.23	17.209	09:49:52.006	
2 -	1:29.199	45.295	2:14.494	79.46	1.673	09:52:06.500	
3 -	1:28.377	44.957	2:13.334 (3)	80.16	0.513	09:54:19.834	
4 -	<b>1:27.901</b>	44.920	<b>2:12.821 (1)</b>	<b>80.46</b>		<b>09:56:32.655</b>	
5 -	1:28.658	<b>44.372</b>	2:13.030 (2)	80.34	0.209	09:58:45.685	

P21 71 R		James ROBINSON		Yamaha R6 - DUKE Distribution Ltd			
IDEAL LAP TIME : 2:13.282		BEST LAP TIME : 2:13.282		DIFFERENCE : 0.000			
LAP	SECTOR 1	SECTOR 2	LAP TIME	MPH	DIFF	TIME OF DAY	
1 -	1:36.101	45.542	2:21.643	75.45	8.361	09:49:40.121	
2 -	1:30.134	44.893	2:15.027 (2)	79.15	1.745	09:51:55.148	
3 -	1:29.681	45.657	2:15.338 (3)	78.97	2.056	09:54:10.486	
4 -	1:30.683	44.672	2:15.355	78.96	2.073	09:56:25.841	
5 -	<b>1:28.952</b>	<b>44.330</b>	<b>2:13.282 (1)</b>	<b>80.19</b>		<b>09:58:39.123</b>	

P22 68		Mark HILL		Ducati S2R - Mhp exhausts			
IDEAL LAP TIME : 2:15.904		BEST LAP TIME : 2:15.904		DIFFERENCE : 0.000			
LAP	SECTOR 1	SECTOR 2	LAP TIME	MPH	DIFF	TIME OF DAY	
1 -	1:40.277	47.002	2:27.279 (2)	72.57	11.375	09:49:58.887	
2 -	<b>1:30.267</b>	<b>45.637</b>	<b>2:15.904 (1)</b>	<b>78.64</b>		<b>09:52:14.791</b>	

P23 67 R		Simon HARVEY		Suzuki SV650 -			
IDEAL LAP TIME : 2:16.209		BEST LAP TIME : 2:16.209		DIFFERENCE : 0.000			
LAP	SECTOR 1	SECTOR 2	LAP TIME	MPH	DIFF	TIME OF DAY	
1 -	1:43.745	48.380	2:32.125	70.25	15.916	09:50:05.099	
2 -	1:33.663	45.838	2:19.501	76.61	3.292	09:52:24.600	
3 -	1:33.075	45.868	2:18.943 (3)	76.92	2.734	09:54:43.543	
4 -	1:33.094	45.728	2:18.822 (2)	76.99	2.613	09:57:02.365	
5 -	<b>1:31.199</b>	<b>45.010</b>	<b>2:16.209 (1)</b>	<b>78.46</b>		<b>09:59:18.574</b>	

P24 27 R		Jack BETTIS		Suzuki SV650 - NB Toolmaking			
IDEAL LAP TIME : 2:15.990		BEST LAP TIME : 2:16.265		DIFFERENCE : 0.275			
LAP	SECTOR 1	SECTOR 2	LAP TIME	MPH	DIFF	TIME OF DAY	
1 -	1:44.031	49.119	2:33.150	69.78	16.885	09:50:05.450	
2 -	1:33.646	46.190	2:19.836	76.43	3.571	09:52:25.286	
3 -	1:33.201	<b>45.632</b>	2:18.833 (3)	76.98	2.568	09:54:44.119	
4 -	1:32.295	45.830	2:18.125 (2)	77.37	1.860	09:57:02.244	
5 -	<b>1:30.358</b>	45.907	<b>2:16.265 (1)</b>	<b>78.43</b>		<b>09:59:18.509</b>	

# BMCRC - MRO Championships 2023 - Rnd 7 @ Snetterton

## BMCRC Thunderbike Sport & BMCRC SuperTwins / Thunderbike Extreme

### QUALIFYING - SECTOR ANALYSIS



SECTOR 1 = FL to I1, SECTOR 2 = I1 to FL, DIFF = Difference To Personal Best Lap, P = Crossed Finish Line in Pit Lane, D = Time Disallowed

P25		7 R		Darren TAYLOR		Kawasaki ZX6R -	
IDEAL LAP TIME : 2:16.626		BEST LAP TIME : 2:16.626		DIFFERENCE : 0.000			
LAP	SECTOR 1	SECTOR 2	LAP TIME	MPH	DIFF	TIME OF DAY	
1 -	1:46.661	51.707	2:38.368	67.48	21.742	09:50:11.833	
2 -	1:42.017	46.405	2:28.422 (3)	72.01	11.796	09:52:40.255	
3 -	<b>1:30.761</b>	<b>45.865</b>	<b>2:16.626 (1)</b>	<b>78.22</b>		<b>09:54:56.881</b>	
4 -	1:31.270	45.982	2:17.252 (2)	77.87	0.626	09:57:14.133	

P26		44 SUP		Tony PARKER		Kawasaki ER650RR - insta/youtube 44notpol	
IDEAL LAP TIME : 2:16.967		BEST LAP TIME : 2:17.104		DIFFERENCE : 0.137			
LAP	SECTOR 1	SECTOR 2	LAP TIME	MPH	DIFF	TIME OF DAY	
1 -	1:39.572	46.751	2:26.323	73.04	9.219	09:49:56.612	
2 -	1:32.004	45.926	2:17.930 (3)	77.48	0.826	09:52:14.542	
3 -	1:37.763	45.964	2:23.727	74.36	6.623	09:54:38.269	
4 -	<b>1:31.659</b>	45.445	<b>2:17.104 (1)</b>	<b>77.95</b>		<b>09:56:55.373</b>	
5 -	1:32.052	<b>45.308</b>	2:17.360 (2)	77.81	0.256	09:59:12.733	

P27		66		Mark SMITH		Yamaha R6 - IMP RACING	
IDEAL LAP TIME : 2:17.297		BEST LAP TIME : 2:17.455		DIFFERENCE : 0.158			
LAP	SECTOR 1	SECTOR 2	LAP TIME	MPH	DIFF	TIME OF DAY	
1 -	1:38.896	46.880	2:25.776	73.31	8.321	09:49:55.178	
2 -	1:32.203	46.333	2:18.536	77.15	1.081	09:52:13.714	
3 -	<b>1:31.990</b>	45.859	2:17.849 (2)	77.53	0.394	09:54:31.563	
4 -	1:32.294	45.665	2:17.959 (3)	77.47	0.504	09:56:49.522	
5 -	1:32.148	<b>45.307</b>	<b>2:17.455 (1)</b>	<b>77.75</b>		<b>09:59:06.977</b>	

P28		40 SUP		Simon WILKINSON		Suzuki SV650 - S P Wilkinson Engineering Ltd	
IDEAL LAP TIME : 2:17.544		BEST LAP TIME : 2:17.693		DIFFERENCE : 0.149			
LAP	SECTOR 1	SECTOR 2	LAP TIME	MPH	DIFF	TIME OF DAY	
1 -	1:37.957	47.466	2:25.423	73.49	7.730	09:49:46.540	
2 -	1:31.383	<b>46.365</b>	2:17.748 (2)	77.59	0.055	09:52:04.288	
3 -	<b>1:31.179</b>	46.514	<b>2:17.693 (1)</b>	<b>77.62</b>		<b>09:54:21.981</b>	
4 -	1:32.877	46.893	2:19.770	76.46	2.077	09:56:41.751	
5 -	1:31.769	46.370	2:18.139 (3)	77.37	0.446	09:58:59.890	

P29		994 R		Adrian HOWARD		Suzuki GSXR 600 - Geary Roofing & Building Services	
IDEAL LAP TIME : 2:16.783		BEST LAP TIME : 2:17.817		DIFFERENCE : 1.034			
LAP	SECTOR 1	SECTOR 2	LAP TIME	MPH	DIFF	TIME OF DAY	
1 -	1:38.031	47.160	2:25.191	73.61	7.374	09:49:54.972	
2 -	1:32.178	<b>45.835</b>	2:18.013 (2)	77.44	0.196	09:52:12.985	
3 -	<b>1:30.948</b>	46.869	<b>2:17.817 (1)</b>	<b>77.55</b>		<b>09:54:30.802</b>	
4 -	1:33.391	46.424	2:19.815 (3)	76.44	1.998	09:56:50.617	
5 -	1:33.889	47.197	2:21.086	75.75	3.269	09:59:11.703	

P30		212 E		Martin BRADER		Aprilia RSVR - Infinity PM	
IDEAL LAP TIME : 2:18.092		BEST LAP TIME : 2:18.092		DIFFERENCE : 0.000			
LAP	SECTOR 1	SECTOR 2	LAP TIME	MPH	DIFF	TIME OF DAY	
1 -	1:44.541	48.672	2:33.213	69.75	15.121	09:50:07.859	
2 -	1:34.684	46.819	2:21.503 (3)	75.53	3.411	09:52:29.362	
3 -	1:33.854	46.024	2:19.878 (2)	76.41	1.786	09:54:49.240	
4 -	<b>1:32.612</b>	<b>45.480</b>	<b>2:18.092 (1)</b>	<b>77.39</b>		<b>09:57:07.332</b>	



# BMCRC - MRO Championships 2023 - Rnd 7 @ Snetterton

## BMCRC Thunderbike Sport & BMCRC SuperTwins / Thunderbike Extreme

### QUALIFYING - SECTOR ANALYSIS



SECTOR 1 = FL to I1, SECTOR 2 = I1 to FL, DIFF = Difference To Personal Best Lap, P = Crossed Finish Line in Pit Lane, D = Time Disallowed

P31 74 SUP Daniel BLACK		Suzuki SV650 - DAD				
IDEAL LAP TIME : 2:18.566		BEST LAP TIME : 2:18.566		DIFFERENCE : 0.000		
LAP	SECTOR 1	SECTOR 2	LAP TIME	MPH	DIFF	TIME OF DAY
1 -	1:42.215	48.772	2:30.987	70.78	12.421	09:50:07.619
2 -	<b>1:32.906</b>	<b>45.660</b>	<b>2:18.566 (1)</b>	<b>77.13</b>		<b>09:52:26.185</b>
3 -	1:35.015	45.916	2:20.931 (2)	75.83	2.365	09:54:47.116
4 -	1:36.905	47.072	2:23.977 (3)	74.23	5.411	09:57:11.093

P32 137 R Colin MCPHERSON		Yamaha R6 -				
IDEAL LAP TIME : 2:19.342		BEST LAP TIME : 2:19.450		DIFFERENCE : 0.108		
LAP	SECTOR 1	SECTOR 2	LAP TIME	MPH	DIFF	TIME OF DAY
1 -	1:44.106	49.378	2:33.484	69.63	14.034	09:50:07.789
2 -	<b>1:32.778</b>	46.672	<b>2:19.450 (1)</b>	<b>76.64</b>		<b>09:52:27.239</b>
3 -	1:34.278	<b>46.564</b>	2:20.842 (2)	75.88	1.392	09:54:48.081
4 -	1:34.891	47.155	2:22.046 (3)	75.24	2.596	09:57:10.127

P33 26 SUP Piers DARBY		Suzuki SV650 - Darby Racing				
IDEAL LAP TIME : 2:19.740		BEST LAP TIME : 2:19.740		DIFFERENCE : 0.000		
LAP	SECTOR 1	SECTOR 2	LAP TIME	MPH	DIFF	TIME OF DAY
1 -	1:43.895	50.180	2:34.075	69.36	14.335	09:50:10.825
2 -	1:33.985	46.946	2:20.931 (2)	75.83	1.191	09:52:31.756
3 -	<b>1:33.057</b>	<b>46.683</b>	<b>2:19.740 (1)</b>	<b>76.48</b>		<b>09:54:51.496</b>
4 -	1:35.954	48.990	2:24.944 (3)	73.73	5.204	09:57:16.440

P34 13 Jack WOLFF		Yamaha R6 - Nym Technologies Racing				
IDEAL LAP TIME : 2:19.885		BEST LAP TIME : 2:20.472		DIFFERENCE : 0.587		
LAP	SECTOR 1	SECTOR 2	LAP TIME	MPH	DIFF	TIME OF DAY
1 -	1:42.003	48.593	2:30.596	70.97	10.124	09:50:03.794
2 -	<b>1:32.895</b>	47.577	<b>2:20.472 (1)</b>	<b>76.08</b>		<b>09:52:24.266</b>
3 -	1:34.855	47.844	2:22.699 (2)	74.89	2.227	09:54:46.965
4 -	1:35.740	<b>46.990</b>	2:22.730 (3)	74.88	2.258	09:57:09.695

P35 51 Paul BEESLEY		Yamaha R6 -				
IDEAL LAP TIME : 2:20.664		BEST LAP TIME : 2:20.664		DIFFERENCE : 0.000		
LAP	SECTOR 1	SECTOR 2	LAP TIME	MPH	DIFF	TIME OF DAY
1 -	1:42.200	48.833	2:31.033	70.76	10.369	09:50:02.861
2 -	<b>1:33.742</b>	<b>46.922</b>	<b>2:20.664 (1)</b>	<b>75.98</b>		<b>09:52:23.525</b>
3 -	1:34.889	48.147	2:23.036 (2)	74.72	2.372	09:54:46.561
4 -	1:35.805	48.349	2:24.154 (3)	74.14	3.490	09:57:10.715

P36 110 R Michael CRUMPTON		Honda CBR600RR -				
IDEAL LAP TIME : 2:22.529		BEST LAP TIME : 2:22.529		DIFFERENCE : 0.000		
LAP	SECTOR 1	SECTOR 2	LAP TIME	MPH	DIFF	TIME OF DAY
1 -	1:43.564	49.185	2:32.749	69.97	10.220	09:50:03.778
2 -	1:36.918	47.894	2:24.812 (3)	73.80	2.283	09:52:28.590
3 -	<b>1:35.121</b>	<b>47.408</b>	<b>2:22.529 (1)</b>	<b>74.98</b>		<b>09:54:51.119</b>
4 -	1:35.533	48.525	2:24.058 (2)	74.19	1.529	09:57:15.177

P37 78 Tim FRAMPTON		Suzuki SV650 - K66				
IDEAL LAP TIME : 2:22.532		BEST LAP TIME : 2:22.739		DIFFERENCE : 0.207		
LAP	SECTOR 1	SECTOR 2	LAP TIME	MPH	DIFF	TIME OF DAY
1 -	1:44.319	54.175	2:38.494	67.43	15.755	09:50:10.232
2 -	1:35.872	47.647	2:23.519 (2)	74.47	0.780	09:52:33.751
3 -	1:36.424	<b>47.536</b>	2:23.960 (3)	74.24	1.221	09:54:57.711
4 -	<b>1:34.996</b>	47.743	<b>2:22.739 (1)</b>	<b>74.87</b>		<b>09:57:20.450</b>

# BMCRC - MRO Championships 2023 - Rnd 7 @ Snetterton

## BMCRC Thunderbike Sport & BMCRC SuperTwins / Thunderbike Extreme

### QUALIFYING - SECTOR ANALYSIS



SECTOR 1 = FL to I1, SECTOR 2 = I1 to FL, DIFF = Difference To Personal Best Lap, P = Crossed Finish Line in Pit Lane, D = Time Disallowed

<b>P38 689</b>		<b>David TREVEIL</b>		Yamaha YZF-R6 -			
IDEAL LAP TIME : 2:23.487		BEST LAP TIME : 2:23.487		DIFFERENCE : 0.000			
LAP	SECTOR 1	SECTOR 2	LAP TIME	MPH	DIFF	TIME OF DAY	
1 -	1:50.088	54.186	2:44.274	65.06	20.787	09:50:25.982	
2 -	1:37.379	49.752	2:27.131 (3)	72.64	3.644	09:52:53.113	
3 -	1:37.083	49.098	2:26.181 (2)	73.11	2.694	09:55:19.294	
4 -	<b>1:34.643</b>	<b>48.844</b>	<b>2:23.487 (1)</b>	<b>74.48</b>		<b>09:57:42.781</b>	

<b>P39 114</b>		<b>Richard BATE</b>		Suzuki GSXR750 - TEAM PSR			
IDEAL LAP TIME : 2:23.715		BEST LAP TIME : 2:23.848		DIFFERENCE : 0.133			
LAP	SECTOR 1	SECTOR 2	LAP TIME	MPH	DIFF	TIME OF DAY	
1 -	1:45.285	50.537	2:35.822	68.59	11.974	09:50:15.652	
2 -	1:38.129	<b>48.273</b>	2:26.402 (3)	73.00	2.554	09:52:42.054	
3 -	1:36.496	48.960	2:25.456 (2)	73.47	1.608	09:55:07.510	
4 -	<b>1:35.442</b>	48.406	<b>2:23.848 (1)</b>	<b>74.30</b>		<b>09:57:31.358</b>	

# BMCRC - MRO Championships 2023 - Rnd 7 @ Snetterton

## BMCRC Thunderbike Sport & BMCRC SuperTwins / Thunderbike Extreme

### QUALIFYING - BEST SECTORS

SECTOR 1			SECTOR 2			IDEAL / BEST COMPARISON						
POS	NO	NAME	TIME	NO	NAME	TIME	POS	NO	NAME	IDEAL	BEST	DIFF
									<b>PERFECT LAP</b>	<b>2:03.494</b>		
1	78	THOMAS	1:22.617	78	THOMAS	40.877	1	78	THOMAS	2:03.494	2:03.494	0.000
2	1	HILL	1:22.764	1	HILL	40.993	2	1	HILL	2:03.757	2:03.911	0.154
3	69	RUSSO	1:22.882	52	MANTELL	41.417	3	52	MANTELL	2:04.359	2:04.594	0.235
4	52	MANTELL	1:22.942	97	MANN	41.535	4	69	RUSSO	2:04.549	2:04.771	0.222
5	129	CRIPPS	1:23.584	17	DOWNES	41.595	5	97	MANN	2:05.219	2:05.219	0.000
6	97	MANN	1:23.684	69	RUSSO	41.667	6	129	CRIPPS	2:05.618	2:05.750	0.132
7	118	CORKETT	1:23.719	129	CRIPPS	42.034	7	118	CORKETT	2:06.208	2:06.208	0.000
8	48	WALLIS	1:24.631	118	CORKETT	42.489	8	17	DOWNES	2:06.363	2:06.363	0.000
9	17	DOWNES	1:24.768	77	MAY	42.538	9	48	WALLIS	2:07.383	2:07.383	0.000
10	81	MAY	1:25.350	43	WALKEY	42.597	10	81	MAY	2:08.014	2:08.473	0.459
11	6	FIRTH	1:26.048	81	MAY	42.664	11	43	WALKEY	2:08.683	2:08.683	0.000
12	43	WALKEY	1:26.086	48	WALLIS	42.752	12	6	FIRTH	2:08.839	2:09.535	0.696
13	77	MAY	1:26.443	6	FIRTH	42.791	13	77	MAY	2:08.981	2:09.385	0.404
14	58	ALLEN	1:26.571	58	ALLEN	43.065	14	58	ALLEN	2:09.636	2:09.907	0.271
15	744	ANDERSON	1:26.950	166	BAKER	43.286	15	744	ANDERSON	2:10.580	2:10.580	0.000
16	606	ANDERTON	1:26.971	744	ANDERSON	43.630	16	606	ANDERTON	2:10.764	2:11.316	0.552
17	99	BELLOTTI	1:27.666	606	ANDERTON	43.793	17	166	BAKER	2:11.234	2:11.234	0.000
18	89	STRILLOZZI	1:27.901	99	BELLOTTI	43.793	18	99	BELLOTTI	2:11.459	2:11.459	0.000
19	166	BAKER	1:27.948	71	ROBINSON	44.330	19	89	STRILLOZZI	2:12.273	2:12.821	0.548
20	71	ROBINSON	1:28.952	89	STRILLOZZI	44.372	20	71	ROBINSON	2:13.282	2:13.282	0.000
21	68	HILL	1:30.267	67	HARVEY	45.010	21	68	HILL	2:15.904	2:15.904	0.000
22	27	BETTIS	1:30.358	66	SMITH	45.307	22	27	BETTIS	2:15.990	2:16.265	0.275
23	7	TAYLOR	1:30.761	44	PARKER	45.308	23	67	HARVEY	2:16.209	2:16.209	0.000
24	994	HOWARD	1:30.948	212	BRADER	45.480	24	7	TAYLOR	2:16.626	2:16.626	0.000
25	40	WILKINSON	1:31.179	27	BETTIS	45.632	25	994	HOWARD	2:16.783	2:17.817	1.034
26	67	HARVEY	1:31.199	68	HILL	45.637	26	44	PARKER	2:16.967	2:17.104	0.137
27	44	PARKER	1:31.659	74	BLACK	45.660	27	66	SMITH	2:17.297	2:17.455	0.158
28	66	SMITH	1:31.990	994	HOWARD	45.835	28	40	WILKINSON	2:17.544	2:17.693	0.149
29	212	BRADER	1:32.612	7	TAYLOR	45.865	29	212	BRADER	2:18.092	2:18.092	0.000
30	137	MCPHERSON	1:32.778	40	WILKINSON	46.365	30	74	BLACK	2:18.566	2:18.566	0.000
31	13	WOLFF	1:32.895	137	MCPHERSON	46.564	31	137	MCPHERSON	2:19.342	2:19.450	0.108
32	74	BLACK	1:32.906	26	DARBY	46.683	32	26	DARBY	2:19.740	2:19.740	0.000
33	26	DARBY	1:33.057	51	BEESLEY	46.922	33	13	WOLFF	2:19.885	2:20.472	0.587
34	51	BEESLEY	1:33.742	13	WOLFF	46.990	34	51	BEESLEY	2:20.664	2:20.664	0.000
35	689	TREVEIL	1:34.643	110	CRUMPTON	47.408	35	110	CRUMPTON	2:22.529	2:22.529	0.000
36	78	FRAMPTON	1:34.996	78	FRAMPTON	47.536	36	78	FRAMPTON	2:22.532	2:22.739	0.207
37	110	CRUMPTON	1:35.121	114	BATE	48.273	37	689	TREVEIL	2:23.487	2:23.487	0.000
38	114	BATE	1:35.442	689	TREVEIL	48.844	38	114	BATE	2:23.715	2:23.848	0.133
39							39	151	DENYER		2:07.112	

# BMCRC - MRO Championships 2023 - Rnd 7 @ Snetterton

## BMCRC Thunderbike Sport & BMCRC SuperTwins / Thunderbike Extreme

### QUALIFYING - STATISTICS

**Competitors Started** 39  
**Planned Start** 2023-09-02 @ 09:39:00.000  
**Actual Start** 2023-09-02 @ 09:47:05.508  
**Finish Time** 2023-09-02 @ 09:57:07.331  
**Track Length** 2.9689mi.  
**Total Laps** 178  
**Total Distance Covered** 528.4662mi.

### Session Fastest Lap History

NO	CL	NAME	LAP TIME	TIME OF DAY	LAP	VEHICLE
78		Jamie THOMAS	<b>2:07.686</b>	09:49:22.973	1	Suzuki GSXR 1000
78		Jamie THOMAS	<b>2:04.085</b>	09:51:27.058	2	Suzuki GSXR 1000
78		Jamie THOMAS	<b>2:03.494</b>	09:53:30.552	3	Suzuki GSXR 1000

### Flag History

TYPE	TIME OF DAY
GREEN	09:47:05.508
FINISH	09:57:07.331

### Flag Statistics

TYPE	COUNT	TOTAL LAPS	TOTAL TIME
Green	1	5	12:29.351
Red	0	0	0.000
Safety Car	0	0	0.000
FCY	0	0	0.000

# BMCRC - MRO Championships 2023 - Rnd 7 @ Snetterton

## BMCRC Thunderbike Sport & BMCRC SuperTwins / Thunderbike Extreme

### QUALIFYING - STATISTICS

CLASS :

17 Starters

#### Fastest Lap History

NO	NAME	LAP TIME	TIME OF DAY	LAP	VEHICLE
1	Jeremy HILL	<b>2:08.972</b>	09:49:23.078	1	Yamaha R6
1	Jeremy HILL	<b>2:04.617</b>	09:51:27.693	2	Yamaha R6
1	Jeremy HILL	<b>2:03.911</b>	09:53:31.607	3	Yamaha R6

# BMCRC - MRO Championships 2023 - Rnd 7 @ Snetterton

## BMCRC Thunderbike Sport & BMCRC SuperTwins / Thunderbike Extreme

### QUALIFYING - STATISTICS

CLASS : R

9 Starters

#### Fastest Lap History

NO	NAME	LAP TIME	TIME OF DAY	LAP	VEHICLE
606	Jake ANDERTON	2:14.717	09:49:30.293	1	Honda CBR600RR
606	Jake ANDERTON	2:11.316	09:51:41.609	2	Honda CBR600RR

# BMCRC - MRO Championships 2023 - Rnd 7 @ Snetterton

## BMCRC Thunderbike Sport & BMCRC SuperTwins / Thunderbike Extreme

### QUALIFYING - STATISTICS

CLASS : SUP

6 Starters

#### Fastest Lap History

NO	NAME	LAP TIME	TIME OF DAY	LAP	VEHICLE
17	Tommy DOWNES	<b>2:08.891</b>	09:49:23.019	1	Yamaha R7
17	Tommy DOWNES	<b>2:06.363</b>	09:51:29.402	2	Yamaha R7

# BMCRC - MRO Championships 2023 - Rnd 7 @ Snetterton

## BMCRC Thunderbike Sport & BMCRC SuperTwins / Thunderbike Extreme

### QUALIFYING - STATISTICS

CLASS : E

6 Starters

#### Fastest Lap History

NO	NAME	LAP TIME	TIME OF DAY	LAP	VEHICLE
6	Andrew FIRTH	<b>2:16.231</b>	09:49:33.163	1	Yamaha YZF-R1
6	Andrew FIRTH	<b>2:09.554</b>	09:51:42.716	2	Yamaha YZF-R1
52	Barry MANTELL	<b>2:08.796</b>	09:51:42.888	2	Honda 929 FIREBLADE
52	Barry MANTELL	<b>2:06.810</b>	09:53:49.695	3	Honda 929 FIREBLADE
129	Derek CRIPPS	<b>2:06.784</b>	09:53:59.248	3	Yamaha R1
52	Barry MANTELL	<b>2:04.786</b>	09:55:54.477	4	Honda 929 FIREBLADE
52	Barry MANTELL	<b>2:04.594</b>	09:57:59.077	5	Honda 929 FIREBLADE



# BMCRC - MRO Championships 2023 - Rnd 7 @ Snetterton

## BMCRC Thunderbike Sport & BMCRC SuperTwins / Thunderbike Extreme

### QUALIFYING - STATISTICS

CLASS : U

1 Starters

#### Fastest Lap History

NO	NAME	LAP TIME	TIME OF DAY	LAP	VEHICLE
78	Jamie THOMAS	<b>2:07.686</b>	09:49:22.973	1	Suzuki GSXR 1000
78	Jamie THOMAS	<b>2:04.085</b>	09:51:27.058	2	Suzuki GSXR 1000
78	Jamie THOMAS	<b>2:03.494</b>	09:53:30.552	3	Suzuki GSXR 1000

# BMCRC - MRO Championships 2023 - Rnd 7 @ Snetterton

## BMCRC Thunderbike Sport & BMCRC SuperTwins

### RACE 4 - GRID (5 Laps)

ROW 12	35	127	John DAY	34	57	Paul NEWMAN			
ROW 11	33	11	Malcolm BATE	32	114	Richard BATE	31	689	David TREVEIL
ROW 10	30	78	Tim FRAMPTON	29	110	Michael CRUMPTON	28	51	Paul BEESLEY
ROW 9	27	13	Jack WOLFF	26	26	Piers DARBY	25	137	Colin MCPHERSON
ROW 8	24	74	Daniel BLACK	23	994	Adrian HOWARD	22	40	Simon WILKINSON
ROW 7	21	66	Mark SMITH	20	44	Tony PARKER	19	7	Darren TAYLOR
ROW 6	18	27	Jack BETTIS	17	67	Simon HARVEY	16	68	Mark HILL
ROW 5	15	71	James ROBINSON	14	89	Marco STRILLOZZI	13	99	Lee BELLOTTI
ROW 4	12	606	Jake ANDERTON	11	166	Nik BAKER	10	58	Michael ALLEN
ROW 3	9	77	David MAY	8	43	Colin WALKEY	7	81	Malvern MAY
ROW 2	6	48	Shaun WALLIS	5	151	Andrew DENYER	4	17	Tommy DOWNES
ROW 1	3	97	Alex MANN	2	69	Tony RUSSO	1	1	Jeremy HILL
<b>Pole</b>									

Snetterton 300: 2.9689 miles

These results are provisional until the conclusion of any judicial and technical matters.

Clerk Of Course :	Stewards :	Timekeeper : <i>Craig Smith</i>
-------------------	------------	------------------------------------

Results can be found at [www.tsl-timing.com](http://www.tsl-timing.com)

Printed - 10:03 Saturday, 02 September 2023



# BMCRC - MRO Championships 2023 - Rnd 7 @ Snetterton



## BMCRC Thunderbike Sport & BMCRC SuperTwins

### RACE 4 - CLASSIFICATION

POS	NO	CL	PIC NAME	ENTRY	LAPS	TIME	GAP	DIFF	MPH	BEST	ON
1	1		1 Jeremy HILL	Yamaha R6 - Silver Arrows Racing / LT-Info.com	5	10:21.689			85.95	2:03.233	4
2	97		2 Alex MANN	Honda CBR600RR - Michael Jones Jeweller, Espri	5	10:28.861	7.172	7.172	84.97	2:03.041	5
3	69		3 Tony RUSSO	Yamaha R6 - Wymark Lubricants	5	10:29.178	7.489	0.317	84.93	2:03.783	5
4	17	SUP	1 Tommy DOWNES	Yamaha R7 -	5	10:31.906	10.217	2.728	84.57	2:04.762	2
5	81		4 Malvern MAY	Honda CBR600RR - IMP racing	5	10:39.187	17.498	7.281	83.60	2:06.441	3
6	48		5 Shaun WALLIS	Yamaha R6 - MBC Despatch Racing	5	10:40.738	19.049	1.551	83.40	2:06.835	5
7	77		6 David MAY	Suzuki GSXR600 - Orchard cooling/ team Silver Arn	5	10:45.631	23.942	4.893	82.77	2:07.342	2
8	43		7 Colin WALKEY	Kawasaki ZX6R G2 - ELP Racing	5	10:47.577	25.888	1.946	82.52	2:07.511	2
9	58	SUP	2 Michael ALLEN	Kawasaki ER6 -	5	10:50.585	28.896	3.008	82.14	2:08.432	2
10	166		8 Nik BAKER	Suzuki SV650 - K66, DMR customs	5	10:56.870	35.181	6.285	81.35	2:08.992	5
11	99		9 Lee BELLOTTI	Kawasaki ZX6R - Linda Bellotti (MuM), Indeco UK, I	5	11:00.292	38.603	3.422	80.93	2:10.107	5
12	7	R	1 Darren TAYLOR	Kawasaki ZX6R -	5	11:09.606	47.917	9.314	79.80	2:10.839	5
13	71	R	2 James ROBINSON	Yamaha R6 - DUKE Distribution Ltd	5	11:10.083	48.394	0.477	79.75	2:09.806	4
14	68		10 Mark HILL	Ducati S2R - Mhp exhausts	5	11:14.923	53.234	4.840	79.17	2:12.798	3
15	74	SUP	3 Daniel BLACK	Suzuki SV650 - DAD	5	11:17.864	56.175	2.941	78.83	2:12.609	3
16	994	R	3 Adrian HOWARD	Suzuki GSXR 600 - Geary Roofing & Building Serv	5	11:21.241	59.552	3.377	78.44	2:14.465	5
17	67	R	4 Simon HARVEY	Suzuki SV650 -	5	11:21.370	59.681	0.129	78.43	2:13.680	2
18	26	SUP	4 Piers DARBY	Suzuki SV650 - Darby Racing	5	11:21.449	59.760	0.079	78.42	2:13.248	2
19	44	SUP	5 Tony PARKER	Kawasaki ER650RR - insta/youtube 44notpol	5	11:23.876	1:02.187	2.427	78.14	2:14.074	5
20	66		11 Mark SMITH	Yamaha R6 - IMP RACING	5	11:25.976	1:04.287	2.100	77.90	2:14.389	3
21	89	R	5 Marco STRILLOZZI	Yamaha R6 - KLUAPP.COM	5	11:38.233	1:16.544	12.257	76.53	2:11.978	5
22	137	R	6 Colin MCPHERSON	Yamaha R6 -	5	11:41.594	1:19.905	3.361	76.16	2:16.896	5
23	13		12 Jack WOLFF	Yamaha R6 - Nym Technologies Racing	5	11:43.493	1:21.804	1.899	75.96	2:17.874	5
24	40	SUP	6 Simon WILKINSON	Suzuki SV650 - S P Wilkinson Engineering Ltd	5	11:44.723	1:23.034	1.230	75.83	2:17.701	5
25	114		13 Richard BATE	Suzuki GSXR750 - TEAM PSR	5	11:44.842	1:23.153	0.119	75.81	2:17.626	3
26	27	R	7 Jack BETTIS	Suzuki SV650 - NB Toolmaking	5	11:48.314	1:26.625	3.472	75.44	2:18.460	3
27	78		14 Tim FRAMPTON	Suzuki SV650 - K66	5	11:53.209	1:31.520	4.895	74.92	2:19.231	5
28	689		15 David TREVEIL	Yamaha YZF-R6 -	5	11:56.996	1:35.307	3.787	74.53	2:19.048	5
29	51		16 Paul BEESLEY	Yamaha R6 -	5	11:58.501	1:36.812	1.505	74.37	2:21.329	4
30	110	R	8 Michael CRUMPTON	Honda CBR600RR -	5	12:23.541	2:01.852	25.040	71.87	2:25.613	2

#### NOT CLASSIFIED

DNF	151*		Andrew DENYER	Yamaha OW01 - me	2	4:30.390	3 Laps	3 Laps	79.05	2:06.219	2
DQ	606	R	Jake ANDERTON	Honda CBR600RR - CurrentElec Racing							

#### FASTEST LAP

	97		Alex MANN	Honda CBR600RR - Michael Jones Jeweller, Espri	5	2:03.041			86.86 mph	139.79 kph	
	17	SUP	Tommy DOWNES	Yamaha R7 -	2	2:04.762			85.66 mph	137.86 kph	
	71	R	James ROBINSON	Yamaha R6 - DUKE Distribution Ltd	4	2:09.806			82.33 mph	132.51 kph	

\* Bike 151 - 10 second penalty - jump start

Bike 606 - Disqualified for failing post race technical inspection

Class - 92.5% of Race Speed = 79.50 mph

Class SUP - 92.5% of Race Speed = 78.22 mph

Class R - 92.5% of Race Speed = 73.81 mph

Race Distance: 5 Laps / 14.84 miles

Snetterton 300: 2.9689 miles

Date: 02/09/2023 Start: 12:36 Finish: 12:47

Weather / Track : Cloudy / Dry

These results are provisional until the conclusion of any judicial and technical matters.

Clerk Of Course :	Stewards :	Timekeeper :
		<i>Craig Smith</i>

Results can be found at [www.tsl-timing.com](http://www.tsl-timing.com)

Printed - 13:17 Saturday, 02 September 2023



# BMCRC - MRO Championships 2023 - Rnd 7 @ Snetterton

## BMCRC Thunderbike Sport & BMCRC SuperTwins

### RACE 4 - LAP CHART

LAP 1 @ 12:39:01.722			LAP 2 @ 12:41:04.957			LAP 3 @ 12:43:08.768			LAP 4 @ 12:45:12.001			LAP 5 @ 12:47:15.519		
NO	BEHIND	LAP TIME	NO	BEHIND	LAP TIME	NO	BEHIND	LAP TIME	NO	BEHIND	LAP TIME	NO	BEHIND	LAP TIME
1		2:07.892	1		2:03.235	1		2:03.811	1		2:03.233	1		2:03.518
17	2.698	2:10.590	17	4.225	2:04.762	17	5.659	2:05.245	69	7.224	2:04.365	97	7.172	2:03.041
48	3.502	2:11.394	69	5.304	2:04.671	69	6.092	2:04.599	97	7.649	2:04.463	69	7.489	2:03.783
81	3.649	2:11.541	97	6.081	2:04.802	97	6.419	2:04.149	17	8.200	2:05.774	17	10.217	2:05.535
69	3.868	2:11.760	48	7.613	2:07.346	81	10.681	2:06.441	81	14.012	2:06.564	81	17.498	2:07.004
97	4.514	2:12.406	81	8.051	2:07.637	48	11.729	2:07.927	48	15.732	2:07.236	48	19.049	2:06.835
58	5.439	2:13.331	151	9.263	2:06.219	77	14.621	2:07.756	77	19.272	2:07.884	77	23.942	2:08.188
151	6.279	2:14.171	58	10.636	2:08.432	58	15.599	2:08.774	43	20.984	2:07.909	43	25.888	2:08.422
77	6.569	2:14.461	77	10.676	2:07.342	43	16.308	2:07.799	58	21.958	2:09.592	58	28.896	2:10.456
606	7.745	2:15.637	43	12.320	2:07.511	606	19.928	2:09.769	606	26.911	2:10.216	606	33.505	2:10.112
43	8.044	2:15.936	606	13.970	2:09.460	166	23.162	2:10.008	166	29.707	2:09.778	166	35.181	2:08.992
166	10.013	2:17.905	166	16.965	2:10.187	99	24.881	2:10.310	99	32.014	2:10.366	99	38.603	2:10.107
99	10.957	2:18.849	99	18.382	2:10.660	7	31.945	2:12.828	7	40.596	2:11.884	7	47.917	2:10.839
7	12.584	2:20.476	7	22.928	2:13.579	68	32.714	2:12.798	71	41.520	2:09.806	71	48.394	2:10.392
68	13.654	2:21.546	68	23.727	2:13.308	71	34.947	2:11.630	68	42.680	2:13.199	68	53.234	2:14.072
994	14.336	2:22.228	67	25.863	2:13.680	74	35.306	2:12.609	74	45.440	2:13.367	74	56.175	2:14.253
89	14.823	2:22.715	994	25.951	2:14.850	994	36.663	2:14.523	994	48.605	2:15.175	994	59.552	2:14.465
67	15.418	2:23.310	74	26.508	2:13.033	26	37.363	2:14.461	26	49.385	2:15.255	67	59.681	2:13.757
44	16.208	2:24.100	26	26.713	2:13.248	67	37.446	2:15.394	67	49.442	2:15.229	26	59.760	2:13.893
26	16.700	2:24.592	71	27.128	2:13.477	44	39.699	2:14.515	44	51.631	2:15.165	44	1:02.187	2:14.074
74	16.710	2:24.602	44	28.995	2:16.022	66	39.847	2:14.389	66	51.948	2:15.334	66	1:04.287	2:15.857
71	16.886	2:24.778	66	29.269	2:15.332	13	50.194	2:18.453	137	1:06.527	2:19.382	89	1:16.544	2:11.978
66	17.172	2:25.064	13	35.552	2:18.839	137	50.378	2:18.493	13	1:07.448	2:20.487	137	1:19.905	2:16.896
13	19.948	2:27.840	137	35.696	2:17.862	114	51.440	2:17.626	89	1:08.084	2:14.618	13	1:21.804	2:17.874
40	20.617	2:28.509	40	37.051	2:19.669	40	52.544	2:19.304	114	1:08.104	2:19.897	40	1:23.034	2:17.701
137	21.069	2:28.961	114	37.625	2:18.101	27	55.962	2:18.460	40	1:08.851	2:19.540	114	1:23.153	2:18.567
51	22.311	2:30.203	27	41.313	2:20.421	89	56.699	2:16.994	27	1:11.549	2:18.820	27	1:26.625	2:18.594
114	22.759	2:30.651	51	41.358	2:22.282	78	58.934	2:20.418	78	1:15.807	2:20.106	78	1:31.520	2:19.231
27	24.127	2:32.019	78	42.327	2:20.958	51	59.718	2:22.171	51	1:17.814	2:21.329	689	1:35.307	2:19.048
78	24.604	2:32.496	89	43.516	2:31.928	689	1:02.880	2:20.550	689	1:19.777	2:20.130	51	1:36.812	2:22.516
689	27.206	2:35.098	689	46.141	2:22.170	110	1:14.613	2:27.335	110	1:38.503	2:27.123	110	2:01.852	2:26.867
110	28.711	2:36.603	110	51.089	2:25.613									

# BMCRC - MRO Championships 2023 - Rnd 7 @ Snetterton

## BMCRC Thunderbike Sport & BMCRC SuperTwins

### RACE 4 - POSITION CHART

No	Name	Lap Pos	Lap				
			1	2	3	4	5
1	HILL	1	1	1	1	1	1
69	RUSSO	2	17	17	17	69	97
97	MANN	3	48	69	69	97	69
17	DOWNES	4	81	97	97	17	17
151	DENYER	5	69	48	81	81	81
48	WALLIS	6	97	81	48	48	48
81	MAY	7	58	151	77	77	77
43	WALKEY	8	151	58	58	43	43
77	MAY	9	77	77	43	58	58
58	ALLEN	10	606	43	606	606	606
166	BAKER	11	43	606	166	166	166
606	ANDERTON	12	166	166	99	99	99
99	BELLOTTI	13	99	99	7	7	7
89	STRILLOZZI	14	7	7	68	71	71
71	ROBINSON	15	68	68	71	68	68
68	HILL	16	994	67	74	74	74
67	HARVEY	17	89	994	994	994	994
27	BETTIS	18	67	74	26	26	67
7	TAYLOR	19	44	26	67	67	26
44	PARKER	20	26	71	44	44	44
66	SMITH	21	74	44	66	66	66
40	WILKINSON	22	71	66	13	137	89
994	HOWARD	23	66	13	137	13	137
74	BLACK	24	13	137	114	89	13
137	MCPHERSON	25	40	40	40	114	40
26	DARBY	26	137	114	27	40	114
13	WOLFF	27	51	27	89	27	27
51	BEESELEY	28	114	51	78	78	78
110	CRUMPTON	29	27	78	51	51	689
78	FRAMPTON	30	78	89	689	689	51
689	TREVEIL	31	689	689	110	110	110
114	BATE	32	110	110			

# BMCRC - MRO Championships 2023 - Rnd 7 @ Snetterton

## BMCRC Thunderbike Sport & BMCRC SuperTwins

### RACE 4 - SECTOR ANALYSIS



SECTOR 1 = FL to I1, SECTOR 2 = I1 to FL, DIFF = Difference To Personal Best Lap, P = Crossed Finish Line in Pit Lane, D = Time Disallowed

P1 1		Jeremy HILL		Yamaha R6 - Silver Arrows Racing / LT-Info.com			
IDEAL LAP TIME : 2:02.957		BEST LAP TIME : 2:03.233		DIFFERENCE : 0.276			
LAP	SECTOR 1	SECTOR 2	LAP TIME	MPH	DIFF	TIME OF DAY	
1 -		<b>40.501</b>	2:07.892	83.57	4.659	12:39:01.722	
2 -	1:22.472	40.763	2:03.235 (2)	86.72	0.002	12:41:04.957	
3 -	1:22.731	41.080	2:03.811	86.32	0.578	12:43:08.768	
4 -	<b>1:22.456</b>	40.777	<b>2:03.233 (1)</b>	<b>86.73</b>		<b>12:45:12.001</b>	
5 -	1:22.673	40.845	2:03.518 (3)	86.53	0.285	12:47:15.519	

P2 97		Alex MANN		Honda CBR600RR - Michael Jones Jeweller, Esprit Group, Carl			
IDEAL LAP TIME : 2:03.041		BEST LAP TIME : 2:03.041		DIFFERENCE : 0.000			
LAP	SECTOR 1	SECTOR 2	LAP TIME	MPH	DIFF	TIME OF DAY	
1 -		41.288	2:12.406	80.72	9.365	12:39:06.236	
2 -	1:23.199	41.603	2:04.802	85.64	1.761	12:41:11.038	
3 -	1:22.890	41.259	2:04.149 (2)	86.09	1.108	12:43:15.187	
4 -	1:22.723	41.740	2:04.463 (3)	85.87	1.422	12:45:19.650	
5 -	<b>1:22.463</b>	<b>40.578</b>	<b>2:03.041 (1)</b>	<b>86.86</b>		<b>12:47:22.691</b>	

P3 69		Tony RUSSO		Yamaha R6 - Wymark Lubricants			
IDEAL LAP TIME : 2:03.669		BEST LAP TIME : 2:03.783		DIFFERENCE : 0.114			
LAP	SECTOR 1	SECTOR 2	LAP TIME	MPH	DIFF	TIME OF DAY	
1 -		41.372	2:11.760	81.11	7.977	12:39:05.590	
2 -	1:23.707	40.964	2:04.671	85.73	0.888	12:41:10.261	
3 -	1:23.393	41.206	2:04.599 (3)	85.77	0.816	12:43:14.860	
4 -	<b>1:22.774</b>	41.591	2:04.365 (2)	85.94	0.582	12:45:19.225	
5 -	1:22.888	<b>40.895</b>	<b>2:03.783 (1)</b>	<b>86.34</b>		<b>12:47:23.008</b>	

P4 17 SUP		Tommy DOWNES		Yamaha R7 -			
IDEAL LAP TIME : 2:04.691		BEST LAP TIME : 2:04.762		DIFFERENCE : 0.071			
LAP	SECTOR 1	SECTOR 2	LAP TIME	MPH	DIFF	TIME OF DAY	
1 -		<b>41.153</b>	2:10.590	81.84	5.828	12:39:04.420	
2 -	<b>1:23.538</b>	41.224	<b>2:04.762 (1)</b>	<b>85.66</b>		<b>12:41:09.182</b>	
3 -	1:23.910	41.335	2:05.245 (2)	85.33	0.483	12:43:14.427	
4 -	1:23.570	42.204	2:05.774	84.97	1.012	12:45:20.201	
5 -	1:23.586	41.949	2:05.535 (3)	85.14	0.773	12:47:25.736	

P5 81		Malvern MAY		Honda CBR600RR - IMP racing			
IDEAL LAP TIME : 2:05.273		BEST LAP TIME : 2:06.441		DIFFERENCE : 1.168			
LAP	SECTOR 1	SECTOR 2	LAP TIME	MPH	DIFF	TIME OF DAY	
1 -		<b>41.179</b>	2:11.541	81.25	5.100	12:39:05.371	
2 -	1:25.500	42.137	2:07.637	83.73	1.196	12:41:13.008	
3 -	<b>1:24.094</b>	42.347	<b>2:06.441 (1)</b>	<b>84.53</b>		<b>12:43:19.449</b>	
4 -	1:24.725	41.839	2:06.564 (2)	84.44	0.123	12:45:26.013	
5 -	1:25.619	41.385	2:07.004 (3)	84.15	0.563	12:47:33.017	

P6 48		Shaun WALLIS		Yamaha R6 - MBC Despatch Racing			
IDEAL LAP TIME : 2:05.828		BEST LAP TIME : 2:06.835		DIFFERENCE : 1.007			
LAP	SECTOR 1	SECTOR 2	LAP TIME	MPH	DIFF	TIME OF DAY	
1 -		<b>41.902</b>	2:11.394	81.34	4.559	12:39:05.224	
2 -	1:24.098	43.248	2:07.346 (3)	83.92	0.511	12:41:12.570	
3 -	1:24.195	43.732	2:07.927	83.54	1.092	12:43:20.497	
4 -	1:24.354	42.882	2:07.236 (2)	84.00	0.401	12:45:27.733	
5 -	<b>1:23.926</b>	42.909	<b>2:06.835 (1)</b>	<b>84.26</b>		<b>12:47:34.568</b>	

# BMCRC - MRO Championships 2023 - Rnd 7 @ Snetterton

## BMCRC Thunderbike Sport & BMCRC SuperTwins

### RACE 4 - SECTOR ANALYSIS



SECTOR 1 = FL to I1, SECTOR 2 = I1 to FL, DIFF = Difference To Personal Best Lap, P = Crossed Finish Line in Pit Lane, D = Time Disallowed

P7 77		David MAY		Suzuki GSXR600 - Orchard cooling/ team Silver Arrows			
IDEAL LAP TIME : 2:07.208		BEST LAP TIME : 2:07.342		DIFFERENCE : 0.134			
LAP	SECTOR 1	SECTOR 2	LAP TIME	MPH	DIFF	TIME OF DAY	
1 -		42.486	2:14.461	79.48	7.119	12:39:08.291	
2 -	<b>1:24.954</b>	42.388	<b>2:07.342 (1)</b>	<b>83.93</b>		<b>12:41:15.633</b>	
3 -	1:25.296	42.460	2:07.756 (2)	83.66	0.414	12:43:23.389	
4 -	1:25.630	<b>42.254</b>	2:07.884 (3)	83.57	0.542	12:45:31.273	
5 -	1:25.731	42.457	2:08.188	83.37	0.846	12:47:39.461	

P8 43		Colin WALKEY		Kawasaki ZX6R G2 - ELP Racing			
IDEAL LAP TIME : 2:07.454		BEST LAP TIME : 2:07.511		DIFFERENCE : 0.057			
LAP	SECTOR 1	SECTOR 2	LAP TIME	MPH	DIFF	TIME OF DAY	
1 -		42.747	2:15.936	78.62	8.425	12:39:09.766	
2 -	<b>1:25.127</b>	42.384	<b>2:07.511 (1)</b>	<b>83.82</b>		<b>12:41:17.277</b>	
3 -	1:25.472	<b>42.327</b>	2:07.799 (2)	83.63	0.288	12:43:25.076	
4 -	1:25.262	42.647	2:07.909 (3)	83.56	0.398	12:45:32.985	
5 -	1:25.391	43.031	2:08.422	83.22	0.911	12:47:41.407	

P9 58 SUP		Michael ALLEN		Kawasaki ER6 -			
IDEAL LAP TIME : 2:07.584		BEST LAP TIME : 2:08.432		DIFFERENCE : 0.848			
LAP	SECTOR 1	SECTOR 2	LAP TIME	MPH	DIFF	TIME OF DAY	
1 -		<b>42.158</b>	2:13.331	80.16	4.899	12:39:07.161	
2 -	<b>1:25.426</b>	43.006	<b>2:08.432 (1)</b>	<b>83.21</b>		<b>12:41:15.593</b>	
3 -	1:26.211	42.563	2:08.774 (2)	82.99	0.342	12:43:24.367	
4 -	1:26.482	43.110	2:09.592 (3)	82.47	1.160	12:45:33.959	
5 -	1:27.279	43.177	2:10.456	81.92	2.024	12:47:44.415	

P10 606 R		Jake ANDERTON		Honda CBR600RR - CurrentElec Racing			
IDEAL LAP TIME : 2:09.044		BEST LAP TIME : 2:09.460		DIFFERENCE : 0.416			
LAP	SECTOR 1	SECTOR 2	LAP TIME	MPH	DIFF	TIME OF DAY	
1 -		42.877	2:15.637	78.79	6.177	12:39:09.467	
2 -	<b>1:26.249</b>	43.211	<b>2:09.460 (1)</b>	<b>82.55</b>		<b>12:41:18.927</b>	
3 -	1:26.974	<b>42.795</b>	2:09.769 (2)	82.36	0.309	12:43:28.696	
4 -	1:27.086	43.130	2:10.216	82.07	0.756	12:45:38.912	
5 -	1:26.729	43.383	2:10.112 (3)	82.14	0.652	12:47:49.024	

P11 166		Nik BAKER		Suzuki SV650 - K66, DMR customs			
IDEAL LAP TIME : 2:08.992		BEST LAP TIME : 2:08.992		DIFFERENCE : 0.000			
LAP	SECTOR 1	SECTOR 2	LAP TIME	MPH	DIFF	TIME OF DAY	
1 -		43.191	2:17.905	77.50	8.913	12:39:11.735	
2 -	1:27.321	42.866	2:10.187	82.09	1.195	12:41:21.922	
3 -	1:27.221	42.787	2:10.008 (3)	82.21	1.016	12:43:31.930	
4 -	1:26.761	43.017	2:09.778 (2)	82.35	0.786	12:45:41.708	
5 -	<b>1:26.469</b>	<b>42.523</b>	<b>2:08.992 (1)</b>	<b>82.85</b>		<b>12:47:50.700</b>	

P12 99		Lee BELLOTTI		Kawasaki ZX6R - Linda Bellotti (MuM), Indeco UK, MarBel Trans			
IDEAL LAP TIME : 2:09.838		BEST LAP TIME : 2:10.107		DIFFERENCE : 0.269			
LAP	SECTOR 1	SECTOR 2	LAP TIME	MPH	DIFF	TIME OF DAY	
1 -		<b>43.217</b>	2:18.849	76.97	8.742	12:39:12.679	
2 -	1:27.074	43.586	2:10.660	81.80	0.553	12:41:23.339	
3 -	1:26.712	43.598	2:10.310 (2)	82.02	0.203	12:43:33.649	
4 -	1:26.911	43.455	2:10.366 (3)	81.98	0.259	12:45:44.015	
5 -	<b>1:26.621</b>	43.486	<b>2:10.107 (1)</b>	<b>82.14</b>		<b>12:47:54.122</b>	

# BMCRC - MRO Championships 2023 - Rnd 7 @ Snetterton

## BMCRC Thunderbike Sport & BMCRC SuperTwins

### RACE 4 - SECTOR ANALYSIS



SECTOR 1 = FL to I1, SECTOR 2 = I1 to FL, DIFF = Difference To Personal Best Lap, P = Crossed Finish Line in Pit Lane, D = Time Disallowed

P13		7 R		Darren TAYLOR		Kawasaki ZX6R -	
IDEAL LAP TIME : 2:10.839		BEST LAP TIME : 2:10.839		DIFFERENCE : 0.000			
LAP	SECTOR 1	SECTOR 2	LAP TIME	MPH	DIFF	TIME OF DAY	
1 -		44.607	2:20.476	76.08	9.637	12:39:14.306	
2 -	1:29.172	44.407	2:13.579	80.01	2.740	12:41:27.885	
3 -	1:28.824	44.004	2:12.828 (3)	80.46	1.989	12:43:40.713	
4 -	1:27.999	43.885	2:11.884 (2)	81.04	1.045	12:45:52.597	
5 -	<b>1:27.172</b>	<b>43.667</b>	<b>2:10.839 (1)</b>	<b>81.68</b>		<b>12:48:03.436</b>	

P14		71 R		James ROBINSON		Yamaha R6 - DUKE Distribution Ltd	
IDEAL LAP TIME : 2:09.179		BEST LAP TIME : 2:09.806		DIFFERENCE : 0.627			
LAP	SECTOR 1	SECTOR 2	LAP TIME	MPH	DIFF	TIME OF DAY	
1 -		45.256	2:24.778	73.82	14.972	12:39:18.608	
2 -	1:29.966	43.511	2:13.477	80.07	3.671	12:41:32.085	
3 -	1:28.515	<b>43.115</b>	2:11.630 (3)	81.19	1.824	12:43:43.715	
4 -	<b>1:26.064</b>	43.742	<b>2:09.806 (1)</b>	<b>82.33</b>		<b>12:45:53.521</b>	
5 -	1:26.454	43.938	2:10.392 (2)	81.96	0.586	12:48:03.913	

P15		68		Mark HILL		Ducati S2R - Mhp exhausts	
IDEAL LAP TIME : 2:12.611		BEST LAP TIME : 2:12.798		DIFFERENCE : 0.187			
LAP	SECTOR 1	SECTOR 2	LAP TIME	MPH	DIFF	TIME OF DAY	
1 -		44.531	2:21.546	75.50	8.748	12:39:15.376	
2 -	1:28.521	44.787	2:13.308 (3)	80.17	0.510	12:41:28.684	
3 -	1:28.494	<b>44.304</b>	<b>2:12.798 (1)</b>	<b>80.48</b>		<b>12:43:41.882</b>	
4 -	<b>1:28.307</b>	44.892	2:13.199 (2)	80.24	0.401	12:45:54.681	
5 -	1:29.041	45.031	2:14.072	79.71	1.274	12:48:08.753	

P16		74 SUP		Daniel BLACK		Suzuki SV650 - DAD	
IDEAL LAP TIME : 2:12.609		BEST LAP TIME : 2:12.609		DIFFERENCE : 0.000			
LAP	SECTOR 1	SECTOR 2	LAP TIME	MPH	DIFF	TIME OF DAY	
1 -		44.487	2:24.602	73.91	11.993	12:39:18.432	
2 -	1:29.416	43.617	2:13.033 (2)	80.34	0.424	12:41:31.465	
3 -	<b>1:28.996</b>	<b>43.613</b>	<b>2:12.609 (1)</b>	<b>80.59</b>		<b>12:43:44.074</b>	
4 -	1:29.608	43.759	2:13.367 (3)	80.14	0.758	12:45:57.441	
5 -	1:29.747	44.506	2:14.253	79.61	1.644	12:48:11.694	

P17		994 R		Adrian HOWARD		Suzuki GSXR 600 - Geary Roofing & Building Services	
IDEAL LAP TIME : 2:13.784		BEST LAP TIME : 2:14.465		DIFFERENCE : 0.681			
LAP	SECTOR 1	SECTOR 2	LAP TIME	MPH	DIFF	TIME OF DAY	
1 -		44.762	2:22.228	75.14	7.763	12:39:16.058	
2 -	<b>1:29.325</b>	45.525	2:14.850 (3)	79.25	0.385	12:41:30.908	
3 -	1:30.064	<b>44.459</b>	2:14.523 (2)	79.45	0.058	12:43:45.431	
4 -	1:30.197	44.978	2:15.175	79.06	0.710	12:46:00.606	
5 -	1:29.917	44.548	<b>2:14.465 (1)</b>	<b>79.48</b>		<b>12:48:15.071</b>	

P18		67 R		Simon HARVEY		Suzuki SV650 -	
IDEAL LAP TIME : 2:13.491		BEST LAP TIME : 2:13.680		DIFFERENCE : 0.189			
LAP	SECTOR 1	SECTOR 2	LAP TIME	MPH	DIFF	TIME OF DAY	
1 -		<b>44.355</b>	2:23.310	74.57	9.630	12:39:17.140	
2 -	<b>1:29.136</b>	44.544	<b>2:13.680 (1)</b>	<b>79.95</b>		<b>12:41:30.820</b>	
3 -	1:30.664	44.730	2:15.394	78.94	1.714	12:43:46.214	
4 -	1:29.943	45.286	2:15.229 (3)	79.03	1.549	12:46:01.443	
5 -	1:29.258	44.499	2:13.757 (2)	79.90	0.077	12:48:15.200	



# BMCRC - MRO Championships 2023 - Rnd 7 @ Snetterton

## BMCRC Thunderbike Sport & BMCRC SuperTwins

### RACE 4 - SECTOR ANALYSIS



SECTOR 1 = FL to I1, SECTOR 2 = I1 to FL, DIFF = Difference To Personal Best Lap, P = Crossed Finish Line in Pit Lane, D = Time Disallowed

P19 26 SUP Piers DARBY		Suzuki SV650 - Darby Racing				
IDEAL LAP TIME : 2:13.074		BEST LAP TIME : 2:13.248		DIFFERENCE : 0.174		
LAP	SECTOR 1	SECTOR 2	LAP TIME	MPH	DIFF	TIME OF DAY
1 -		45.097	2:24.592	73.91	11.344	12:39:18.422
2 -	<b>1:28.219</b>	45.029	<b>2:13.248 (1)</b>	<b>80.21</b>		<b>12:41:31.670</b>
3 -	1:29.590	44.871	2:14.461 (3)	79.48	1.213	12:43:46.131
4 -	1:30.400	<b>44.855</b>	2:15.255	79.02	2.007	12:46:01.386
5 -	1:28.587	45.306	2:13.893 (2)	79.82	0.645	12:48:15.279

P20 44 SUP Tony PARKER		Kawasaki ER650RR - insta/youtube 44notpol				
IDEAL LAP TIME : 2:14.074		BEST LAP TIME : 2:14.074		DIFFERENCE : 0.000		
LAP	SECTOR 1	SECTOR 2	LAP TIME	MPH	DIFF	TIME OF DAY
1 -		44.844	2:24.100	74.17	10.026	12:39:17.930
2 -	1:31.042	44.980	2:16.022	78.57	1.948	12:41:33.952
3 -	1:29.695	44.820	2:14.515 (2)	79.45	0.441	12:43:48.467
4 -	1:30.048	45.117	2:15.165 (3)	79.07	1.091	12:46:03.632
5 -	<b>1:29.368</b>	<b>44.706</b>	<b>2:14.074 (1)</b>	<b>79.71</b>		<b>12:48:17.706</b>

P21 66 Mark SMITH		Yamaha R6 - IMP RACING				
IDEAL LAP TIME : 2:13.689		BEST LAP TIME : 2:14.389		DIFFERENCE : 0.700		
LAP	SECTOR 1	SECTOR 2	LAP TIME	MPH	DIFF	TIME OF DAY
1 -		44.439	2:25.064	73.67	10.675	12:39:18.894
2 -	1:30.719	44.613	2:15.332 (2)	78.97	0.943	12:41:34.226
3 -	1:30.110	<b>44.279</b>	<b>2:14.389 (1)</b>	<b>79.53</b>		<b>12:43:48.615</b>
4 -	1:30.571	44.763	2:15.334 (3)	78.97	0.945	12:46:03.949
5 -	<b>1:29.410</b>	46.447	2:15.857	78.67	1.468	12:48:19.806

P22 89 R Marco STRILLOZZI		Yamaha R6 - KLUAPP.COM				
IDEAL LAP TIME : 2:11.978		BEST LAP TIME : 2:11.978		DIFFERENCE : 0.000		
LAP	SECTOR 1	SECTOR 2	LAP TIME	MPH	DIFF	TIME OF DAY
1 -		44.782	2:22.715	74.89	10.737	12:39:16.545
2 -	1:47.205	44.723	2:31.928	70.34	19.950	12:41:48.473
3 -	1:32.350	44.644	2:16.994 (3)	78.01	5.016	12:44:05.467
4 -	1:29.104	45.514	2:14.618 (2)	79.39	2.640	12:46:20.085
5 -	<b>1:27.553</b>	<b>44.425</b>	<b>2:11.978 (1)</b>	<b>80.98</b>		<b>12:48:32.063</b>

P23 137 R Colin MCPHERSON		Yamaha R6 -				
IDEAL LAP TIME : 2:16.896		BEST LAP TIME : 2:16.896		DIFFERENCE : 0.000		
LAP	SECTOR 1	SECTOR 2	LAP TIME	MPH	DIFF	TIME OF DAY
1 -		45.866	2:28.961	71.75	12.065	12:39:22.791
2 -	1:31.515	46.347	2:17.862 (2)	77.52	0.966	12:41:40.653
3 -	1:32.430	46.063	2:18.493 (3)	77.17	1.597	12:43:59.146
4 -	1:33.182	46.200	2:19.382	76.68	2.486	12:46:18.528
5 -	<b>1:31.094</b>	<b>45.802</b>	<b>2:16.896 (1)</b>	<b>78.07</b>		<b>12:48:35.424</b>

P24 13 Jack WOLFF		Yamaha R6 - Nym Technologies Racing				
IDEAL LAP TIME : 2:17.167		BEST LAP TIME : 2:17.874		DIFFERENCE : 0.707		
LAP	SECTOR 1	SECTOR 2	LAP TIME	MPH	DIFF	TIME OF DAY
1 -		<b>46.150</b>	2:27.840	72.29	9.966	12:39:21.670
2 -	1:31.492	47.347	2:18.839 (3)	76.98	0.965	12:41:40.509
3 -	1:31.868	46.585	2:18.453 (2)	77.19	0.579	12:43:58.962
4 -	1:33.506	46.981	2:20.487	76.07	2.613	12:46:19.449
5 -	<b>1:31.017</b>	46.857	<b>2:17.874 (1)</b>	<b>77.52</b>		<b>12:48:37.323</b>

# BMCRC - MRO Championships 2023 - Rnd 7 @ Snetterton

## BMCRC Thunderbike Sport & BMCRC SuperTwins

### RACE 4 - SECTOR ANALYSIS



SECTOR 1 = FL to I1, SECTOR 2 = I1 to FL, DIFF = Difference To Personal Best Lap, P = Crossed Finish Line in Pit Lane, D = Time Disallowed

P25 40 SUP		Simon WILKINSON		Suzuki SV650 - S P Wilkinson Engineering Ltd		
IDEAL LAP TIME : 2:17.701		BEST LAP TIME : 2:17.701		DIFFERENCE : 0.000		
LAP	SECTOR 1	SECTOR 2	LAP TIME	MPH	DIFF	TIME OF DAY
1 -		46.467	2:28.509	71.96	10.808	12:39:22.339
2 -	1:32.229	47.440	2:19.669	76.52	1.968	12:41:42.008
3 -	1:32.780	46.524	2:19.304 (2)	76.72	1.603	12:44:01.312
4 -	1:32.366	47.174	2:19.540 (3)	76.59	1.839	12:46:20.852
5 -	<b>1:31.349</b>	<b>46.352</b>	<b>2:17.701 (1)</b>	<b>77.61</b>		<b>12:48:38.553</b>

P26 114		Richard BATE		Suzuki GSXR750 - TEAM PSR		
IDEAL LAP TIME : 2:16.768		BEST LAP TIME : 2:17.626		DIFFERENCE : 0.858		
LAP	SECTOR 1	SECTOR 2	LAP TIME	MPH	DIFF	TIME OF DAY
1 -		46.706	2:30.651	70.94	13.025	12:39:24.481
2 -	1:32.366	<b>45.735</b>	2:18.101 (2)	77.39	0.475	12:41:42.582
3 -	1:31.141	46.485	<b>2:17.626 (1)</b>	<b>77.66</b>		<b>12:44:00.208</b>
4 -	1:33.055	46.842	2:19.897	76.39	2.271	12:46:20.105
5 -	<b>1:31.033</b>	47.534	2:18.567 (3)	77.13	0.941	12:48:38.672

P27 27 R		Jack BETTIS		Suzuki SV650 - NB Toolmaking		
IDEAL LAP TIME : 2:17.707		BEST LAP TIME : 2:18.460		DIFFERENCE : 0.753		
LAP	SECTOR 1	SECTOR 2	LAP TIME	MPH	DIFF	TIME OF DAY
1 -		48.099	2:32.019	70.30	13.559	12:39:25.849
2 -	1:33.749	46.672	2:20.421	76.11	1.961	12:41:46.270
3 -	1:32.233	<b>46.227</b>	<b>2:18.460 (1)</b>	<b>77.19</b>		<b>12:44:04.730</b>
4 -	1:32.217	46.603	2:18.820 (3)	76.99	0.360	12:46:23.550
5 -	<b>1:31.480</b>	47.114	2:18.594 (2)	77.11	0.134	12:48:42.144

P28 78		Tim FRAMPTON		Suzuki SV650 - K66		
IDEAL LAP TIME : 2:19.105		BEST LAP TIME : 2:19.231		DIFFERENCE : 0.126		
LAP	SECTOR 1	SECTOR 2	LAP TIME	MPH	DIFF	TIME OF DAY
1 -		47.125	2:32.496	70.08	13.265	12:39:26.326
2 -	1:33.777	47.181	2:20.958	75.82	1.727	12:41:47.284
3 -	1:34.109	<b>46.309</b>	2:20.418 (3)	76.11	1.187	12:44:07.702
4 -	1:33.378	46.728	2:20.106 (2)	76.28	0.875	12:46:27.808
5 -	<b>1:32.796</b>	46.435	<b>2:19.231 (1)</b>	<b>76.76</b>		<b>12:48:47.039</b>

P29 689		David TREVEIL		Yamaha YZF-R6 -		
IDEAL LAP TIME : 2:18.865		BEST LAP TIME : 2:19.048		DIFFERENCE : 0.183		
LAP	SECTOR 1	SECTOR 2	LAP TIME	MPH	DIFF	TIME OF DAY
1 -		48.279	2:35.098	68.91	16.050	12:39:28.928
2 -	1:35.005	47.165	2:22.170	75.17	3.122	12:41:51.098
3 -	1:33.829	<b>46.721</b>	2:20.550 (3)	76.04	1.502	12:44:11.648
4 -	1:32.965	47.165	2:20.130 (2)	76.27	1.082	12:46:31.778
5 -	<b>1:32.144</b>	46.904	<b>2:19.048 (1)</b>	<b>76.86</b>		<b>12:48:50.826</b>

P30 51		Paul BEESLEY		Yamaha R6 -		
IDEAL LAP TIME : 2:20.793		BEST LAP TIME : 2:21.329		DIFFERENCE : 0.536		
LAP	SECTOR 1	SECTOR 2	LAP TIME	MPH	DIFF	TIME OF DAY
1 -		46.900	2:30.203	71.15	8.874	12:39:24.033
2 -	1:35.375	46.907	2:22.282 (3)	75.11	0.953	12:41:46.315
3 -	1:35.345	<b>46.826</b>	2:22.171 (2)	75.17	0.842	12:44:08.486
4 -	<b>1:33.967</b>	47.362	<b>2:21.329 (1)</b>	<b>75.62</b>		<b>12:46:29.815</b>
5 -	1:34.275	48.241	2:22.516	74.99	1.187	12:48:52.331

# BMCRC - MRO Championships 2023 - Rnd 7 @ Snetterton

## BMCRC Thunderbike Sport & BMCRC SuperTwins

### RACE 4 - SECTOR ANALYSIS



SECTOR 1 = FL to I1, SECTOR 2 = I1 to FL, DIFF = Difference To Personal Best Lap, P = Crossed Finish Line in Pit Lane, D = Time Disallowed

<b>P31 110 R</b>		<b>Michael CRUMPTON</b>		Honda CBR600RR -		
IDEAL LAP TIME : 2:25.613		BEST LAP TIME : 2:25.613		DIFFERENCE : 0.000		
LAP	SECTOR 1	SECTOR 2	LAP TIME	MPH	DIFF	TIME OF DAY
1 -		49.335	2:36.603	68.24	10.990	12:39:30.433
<b>2 -</b>	<b>1:37.120</b>	<b>48.493</b>	<b>2:25.613 (1)</b>	<b>73.40</b>		<b>12:41:56.046</b>
3 -	1:37.820	49.515	2:27.335	72.54	1.722	12:44:23.381
4 -	1:37.493	49.630	2:27.123 (3)	72.64	1.510	12:46:50.504
5 -	1:37.697	49.170	2:26.867 (2)	72.77	1.254	12:49:17.371

<b>P32 151</b>		<b>Andrew DENYER</b>		Yamaha OW01 - me		
IDEAL LAP TIME : 2:06.219		BEST LAP TIME : 2:06.219		DIFFERENCE : 0.000		
LAP	SECTOR 1	SECTOR 2	LAP TIME	MPH	DIFF	TIME OF DAY
1 -		42.046	2:14.171	79.65	7.952	12:39:08.001
<b>2 -</b>	<b>1:24.452</b>	<b>41.767</b>	<b>2:06.219 (1)</b>	<b>84.67</b>		<b>12:41:14.220</b>

# BMCRC - MRO Championships 2023 - Rnd 7 @ Snetterton

## BMCRC Thunderbike Sport & BMCRC SuperTwins

### RACE 4 - BEST SECTORS

SECTOR 1			SECTOR 2			IDEAL / BEST COMPARISON						
POS	NO	NAME	TIME	NO	NAME	TIME	POS	NO	NAME	IDEAL	BEST	DIFF
									<b>PERFECT LAP</b>	<b>2:02.957</b>		
1	1	HILL	1:22.456	1	HILL	40.501	1	1	HILL	2:02.957	2:03.233	0.276
2	97	MANN	1:22.463	97	MANN	40.578	2	97	MANN	2:03.041	2:03.041	0.000
3	69	RUSSO	1:22.774	69	RUSSO	40.895	3	69	RUSSO	2:03.669	2:03.783	0.114
4	17	DOWNES	1:23.538	17	DOWNES	41.153	4	17	DOWNES	2:04.691	2:04.762	0.071
5	48	WALLIS	1:23.926	81	MAY	41.179	5	81	MAY	2:05.273	2:06.441	1.168
6	81	MAY	1:24.094	151	DENYER	41.767	6	48	WALLIS	2:05.828	2:06.835	1.007
7	151	DENYER	1:24.452	48	WALLIS	41.902	7	151	DENYER	2:06.219	2:06.219	0.000
8	77	MAY	1:24.954	58	ALLEN	42.158	8	77	MAY	2:07.208	2:07.342	0.134
9	43	WALKEY	1:25.127	77	MAY	42.254	9	43	WALKEY	2:07.454	2:07.511	0.057
10	58	ALLEN	1:25.426	43	WALKEY	42.327	10	58	ALLEN	2:07.584	2:08.432	0.848
11	71	ROBINSON	1:26.064	166	BAKER	42.523	11	166	BAKER	2:08.992	2:08.992	0.000
12	606	ANDERTON	1:26.249	606	ANDERTON	42.795	12	606	ANDERTON	2:09.044	2:09.460	0.416
13	166	BAKER	1:26.469	71	ROBINSON	43.115	13	71	ROBINSON	2:09.179	2:09.806	0.627
14	99	BELLOTTI	1:26.621	99	BELLOTTI	43.217	14	99	BELLOTTI	2:09.838	2:10.107	0.269
15	7	TAYLOR	1:27.172	74	BLACK	43.613	15	7	TAYLOR	2:10.839	2:10.839	0.000
16	89	STRILLOZZI	1:27.553	7	TAYLOR	43.667	16	89	STRILLOZZI	2:11.978	2:11.978	0.000
17	26	DARBY	1:28.219	66	SMITH	44.279	17	74	BLACK	2:12.609	2:12.609	0.000
18	68	HILL	1:28.307	68	HILL	44.304	18	68	HILL	2:12.611	2:12.798	0.187
19	74	BLACK	1:28.996	67	HARVEY	44.355	19	26	DARBY	2:13.074	2:13.248	0.174
20	67	HARVEY	1:29.136	89	STRILLOZZI	44.425	20	67	HARVEY	2:13.491	2:13.680	0.189
21	994	HOWARD	1:29.325	994	HOWARD	44.459	21	66	SMITH	2:13.689	2:14.389	0.700
22	44	PARKER	1:29.368	44	PARKER	44.706	22	994	HOWARD	2:13.784	2:14.465	0.681
23	66	SMITH	1:29.410	26	DARBY	44.855	23	44	PARKER	2:14.074	2:14.074	0.000
24	13	WOLFF	1:31.017	114	BATE	45.735	24	114	BATE	2:16.768	2:17.626	0.858
25	114	BATE	1:31.033	137	MCPHERSON	45.802	25	137	MCPHERSON	2:16.896	2:16.896	0.000
26	137	MCPHERSON	1:31.094	13	WOLFF	46.150	26	13	WOLFF	2:17.167	2:17.874	0.707
27	40	WILKINSON	1:31.349	27	BETTIS	46.227	27	40	WILKINSON	2:17.701	2:17.701	0.000
28	27	BETTIS	1:31.480	78	FRAMPTON	46.309	28	27	BETTIS	2:17.707	2:18.460	0.753
29	689	TREVEIL	1:32.144	40	WILKINSON	46.352	29	689	TREVEIL	2:18.865	2:19.048	0.183
30	78	FRAMPTON	1:32.796	689	TREVEIL	46.721	30	78	FRAMPTON	2:19.105	2:19.231	0.126
31	51	BEESLEY	1:33.967	51	BEESLEY	46.826	31	51	BEESLEY	2:20.793	2:21.329	0.536
32	110	CRUMPTON	1:37.120	110	CRUMPTON	48.493	32	110	CRUMPTON	2:25.613	2:25.613	0.000

# BMCRC - MRO Championships 2023 - Rnd 7 @ Snetterton

## BMCRC Thunderbike Sport & BMCRC SuperTwins

### RACE 4 - STATISTICS

**Competitors Started** 32  
**Planned Start** 2023-09-02 @ 12:15:00.000  
**Actual Start** 2023-09-02 @ 12:36:53.829  
**Finish Time** 2023-09-02 @ 12:47:15.518  
**Track Length** 2.9689mi.  
**Total Laps** 157  
**Total Distance Covered** 466.1191mi.

#### Session Fastest Lap History

NO	CL	NAME	LAP TIME	TIME OF DAY	LAP	VEHICLE
1		Jeremy HILL	<b>2:03.235</b>	12:41:04.961	2	Yamaha R6
1		Jeremy HILL	<b>2:03.233</b>	12:45:12.004	4	Yamaha R6
97		Alex MANN	<b>2:03.041</b>	12:47:22.698	5	Honda CBR600RR

#### Session Leader History

NO	CL	NAME	FROM LAP	LAPS LED	DISTANCE	VEHICLE
1		Jeremy HILL	1	5	14.84 miles	Yamaha R6

#### Flag History

TYPE	TIME OF DAY
GREEN	12:36:53.829
FINISH	12:47:15.518

#### Flag Statistics

TYPE	COUNT	TOTAL LAPS	TOTAL TIME
Green	1	5	12:30.884
Red	0	0	0.000
Safety Car	0	0	0.000
FCY	0	0	0.000

# BMCRC - MRO Championships 2023 - Rnd 7 @ Snetterton

## BMCRC Thunderbike Sport & BMCRC SuperTwins

### RACE 4 - STATISTICS

**CLASS :**

17 Starters

#### Fastest Lap History

NO	NAME	LAP TIME	TIME OF DAY	LAP	VEHICLE
1	Jeremy HILL	<b>2:03.235</b>	12:41:04.961	2	Yamaha R6
1	Jeremy HILL	<b>2:03.233</b>	12:45:12.004	4	Yamaha R6
97	Alex MANN	<b>2:03.041</b>	12:47:22.698	5	Honda CBR600RR

#### Leader History

NO	NAME	FROM LAP	LAPS LED	DISTANCE	VEHICLE
1	Jeremy HILL	1	5	14.84 miles	Yamaha R6

# BMCRC - MRO Championships 2023 - Rnd 7 @ Snetterton

## BMCRC Thunderbike Sport & BMCRC SuperTwins

### RACE 4 - STATISTICS

**CLASS : R**

9 Starters

#### Fastest Lap History

NO	NAME	LAP TIME	TIME OF DAY	LAP	VEHICLE
606	Jake ANDERTON	2:09.460	12:41:18.945	2	Honda CBR600RR

#### Leader History

NO	NAME	FROM LAP	LAPS LED	DISTANCE	VEHICLE
606	Jake ANDERTON	1	5	14.84 miles	Honda CBR600RR

# BMCRC - MRO Championships 2023 - Rnd 7 @ Snetterton

## BMCRC Thunderbike Sport & BMCRC SuperTwins

### RACE 4 - STATISTICS

**CLASS : SUP**

6 Starters

#### Fastest Lap History

NO	NAME	LAP TIME	TIME OF DAY	LAP	VEHICLE
17	Tommy DOWNES	<b>2:04.762</b>	12:41:09.203	2	Yamaha R7

#### Leader History

NO	NAME	FROM LAP	LAPS LED	DISTANCE	VEHICLE
17	Tommy DOWNES	1	5	14.84 miles	Yamaha R7



# BMCRC - MRO Championships 2023 - Rnd 7 @ Snetterton

## BMCRC Thunderbike Sport & BMCRC SuperTwins

### RACE 15 - GRID (5 Laps)

ROW 12	35	127	John DAY	34	57	Paul NEWMAN			
ROW 11	33	11	Malcolm BATE	32	110	Michael CRUMPTON	31	51	Paul BEESLEY
ROW 10	30	78	Tim FRAMPTON	29	689	David TREVEIL	28	27	Jack BETTIS
ROW 9	27	13	Jack WOLFF	26	40	Simon WILKINSON	25	114	Richard BATE
ROW 8	24	137	Colin MCPHERSON	23	994	Adrian HOWARD	22	66	Mark SMITH
ROW 7	21	44	Tony PARKER	20	67	Simon HARVEY	19	26	Piers DARBY
ROW 6	18	606	Jake ANDERTON	17	68	Mark HILL	16	74	Daniel BLACK
ROW 5	15	89	Marco STRILLOZZI	14	7	Darren TAYLOR	13	99	Lee BELLOTTI
ROW 4	12	71	James ROBINSON	11	166	Nik BAKER	10	58	Michael ALLEN
ROW 3	9	43	Colin WALKEY	8	77	David MAY	7	48	Shaun WALLIS
ROW 2	6	81	Malvern MAY	5	151	Andrew DENYER	4	17	Tommy DOWNES
ROW 1	3	69	Tony RUSSO	2	1	Jeremy HILL	1	97	Alex MANN
<b>Pole</b>									

Snetterton 300: 2.9689 miles

These results are provisional until the conclusion of any judicial and technical matters.

Clerk Of Course :	Stewards :	Timekeeper : <i>Craig Smith</i>
-------------------	------------	------------------------------------

Results can be found at [www.tsl-timing.com](http://www.tsl-timing.com)

Printed - 13:21 Saturday, 02 September 2023



# BMCRC - MRO Championships 2023 - Rnd 7 @ Snetterton



## BMCRC Thunderbike Sport & BMCRC SuperTwins

### RACE 15 - CLASSIFICATION

POS	NO	CL	PIC NAME	ENTRY	LAPS	TIME	GAP	DIFF	MPH	BEST	ON
1	1		1 Jeremy HILL	Yamaha R6 - Silver Arrows Racing / LT-Info.com	5	10:17.579			86.53	2:01.735	4
2	69		2 Tony RUSSO	Yamaha R6 - Wymark Lubricants	5	10:23.178	5.599	5.599	85.75	2:02.843	4
3	97		3 Alex MANN	Honda CBR600RR - Michael Jones Jeweller, Esprit	5	10:23.185	5.606	0.007	85.75	2:03.317	2
4	81		4 Malvern MAY	Honda CBR600RR - IMP racing	5	10:40.851	23.272	17.666	83.38	2:06.336	5
5	48		5 Shaun WALLIS	Yamaha R6 - MBC Despatch Racing	5	10:41.176	23.597	0.325	83.34	2:05.340	3
6	77		6 David MAY	Suzuki GSXR600 - Orchard cooling/ team Silver Arrc	5	10:41.577	23.998	0.401	83.29	2:06.404	2
7	17	SUP	1 Tommy DOWNES	Yamaha R7 -	5	10:41.838	24.259	0.261	83.26	2:03.530	3
8	43		7 Colin WALKLEY	Kawasaki ZX6R G2 - ELP Racing	5	10:46.062	28.483	4.224	82.71	2:07.718	3
9	606	R	1 Jake ANDERTON	Honda CBR600RR - CurrentElec Racing	5	11:03.851	46.272	17.789	80.50	2:09.915	5
10	71	R	2 James ROBINSON	Yamaha R6 - DUKE Distribution Ltd	5	11:03.931	46.352	0.080	80.49	2:09.963	5
11	99		8 Lee BELLOTTI	Kawasaki ZX6R - Linda Bellotti (MuM), Indeco UK, M	5	11:07.417	49.838	3.486	80.07	2:11.529	3
12	166		9 Nik BAKER	Suzuki SV650 - K66, DMR customs	5	11:07.689	50.110	0.272	80.03	2:10.239	5
13	7	R	3 Darren TAYLOR	Kawasaki ZX6R -	5	11:09.754	52.175	2.065	79.79	2:11.783	4
14	68		10 Mark HILL	Ducati S2R - Mhp exhausts	5	11:10.924	53.345	1.170	79.65	2:11.902	5
15	89	R	4 Marco STRILLOZZI	Yamaha R6 - KLUAPP.COM	5	11:15.040	57.461	4.116	79.16	2:12.267	4
16	74	SUP	2 Daniel BLACK	Suzuki SV650 - DAD	5	11:15.841	58.262	0.801	79.07	2:12.097	4
17	994	R	5 Adrian HOWARD	Suzuki GSXR 600 - Geary Roofing & Building Servio	5	11:19.837	1:02.258	3.996	78.60	2:13.025	2
18	26	SUP	3 Piers DARBY	Suzuki SV650 - Darby Racing	5	11:20.099	1:02.520	0.262	78.57	2:13.441	2
19	44	SUP	4 Tony PARKER	Kawasaki ER650RR - insta/youtube 44notpol	5	11:27.689	1:10.110	7.590	77.71	2:14.350	4
20	67	R	6 Simon HARVEY	Suzuki SV650 -	5	11:39.936	1:22.357	12.247	76.35	2:14.903	4
21	40	SUP	5 Simon WILKINSON	Suzuki SV650 - S P Wilkinson Engineering Ltd	5	11:45.220	1:27.641	5.284	75.77	2:17.827	4
22	137	R	7 Colin McPHERSON	Yamaha R6 -	5	11:45.309	1:27.730	0.089	75.76	2:18.052	2
23	114		11 Richard BATE	Suzuki GSXR750 - TEAM PSR	5	11:47.869	1:30.290	2.560	75.49	2:17.791	5
24	66		12 Mark SMITH	Yamaha R6 - IMP RACING	5	11:54.485	1:36.906	6.616	74.79	2:18.983	4
25	51		13 Paul BEESLEY	Yamaha R6 -	5	11:55.538	1:37.959	1.053	74.68	2:18.470	4
26	78		14 Tim FRAMPTON	Suzuki SV650 - K66	5	11:56.214	1:38.635	0.676	74.61	2:18.919	5
27	689		15 David TREVEIL	Yamaha YZF-R6 -	5	12:01.125	1:43.546	4.911	74.10	2:20.917	4
28	110	R	8 Michael CRUMPTON	Honda CBR600RR -	5	12:33.939	2:16.360	32.814	70.88	2:26.859	3

#### NOT CLASSIFIED

DNF	910	R	Harry GOWER	Suzuki SV650 - RightGear Motorcycles	4	9:09.336	1 Lap	1 Lap	77.82	2:14.221	2
DNF	151		Andrew DENYER	Yamaha OW01 - me	3	6:25.247	2 Laps	1 Lap	83.23	2:06.312	2
DNF	13		Jack WOLFF	Yamaha R6 - Nym Technologies Racing	0						

#### NOT STARTED

NS	58	SUP	Michael ALLEN	Kawasaki ER6 -							
----	----	-----	---------------	----------------	--	--	--	--	--	--	--

#### FASTEST LAP

	1		Jeremy HILL	Yamaha R6 - Silver Arrows Racing / LT-Info.com	4	2:01.735			87.79 mph	141.29 kph	
	17	SUP	Tommy DOWNES	Yamaha R7 -	3	2:03.530			86.52 mph	139.24 kph	
	606	R	Jake ANDERTON	Honda CBR600RR - CurrentElec Racing	5	2:09.915			82.26 mph	132.40 kph	

Class - 92.5% of Race Speed = 80.04 mph  
 Class SUP - 92.5% of Race Speed = 77.01 mph  
 Class R - 92.5% of Race Speed = 74.46 mph

Weather / Track : Cloudy / Dry

These results are provisional until the conclusion of any judicial and technical matters.

Race Distance: 5 Laps / 14.84 miles  
 Snetterton 300: 2.9689 miles  
 Date: 02/09/2023 Start: 16:33 Finish: 16:43

Clerk Of Course :	Stewards :	Timekeeper : <i>Craig Smith</i>
-------------------	------------	------------------------------------

Results can be found at [www.tsl-timing.com](http://www.tsl-timing.com)

Printed - 16:46 Saturday, 02 September 2023



# BMCRC - MRO Championships 2023 - Rnd 7 @ Snetterton

## BMCRC Thunderbike Sport & BMCRC SuperTwins

### RACE 15 - LAP CHART

LAP 1 @ 16:35:16.661			LAP 2 @ 16:37:19.500			LAP 3 @ 16:39:22.613			LAP 4 @ 16:41:24.348			LAP 5 @ 16:43:26.236		
NO	BEHIND	LAP TIME	NO	BEHIND	LAP TIME	NO	BEHIND	LAP TIME	NO	BEHIND	LAP TIME	NO	BEHIND	LAP TIME
1		2:08.004	1		2:02.839	1		2:03.113	1		2:01.735	1		2:01.888
97	0.404	2:08.408	97	0.882	2:03.317	97	1.241	2:03.472	97	2.904	2:03.398	69	5.599	2:03.629
69	1.523	2:09.527	69	2.497	2:03.813	69	2.750	2:03.366	69	3.858	2:02.843	97	5.606	2:04.590
17	2.273	2:10.277	17	3.296	2:03.862	17	3.713	2:03.530	17	8.797	2:06.819	81	23.272	2:06.336
151	4.601	2:12.605	151	8.074	2:06.312	151	11.291	2:06.330	77	18.528	2:08.263	48	23.597	2:06.281
77	4.661	2:12.665	77	8.226	2:06.404	77	12.000	2:06.887	81	18.824	2:08.160	77	23.998	2:07.358
81	5.152	2:13.156	81	8.946	2:06.633	81	12.399	2:06.566	48	19.204	2:07.810	17	24.259	2:17.350
48	5.986	2:13.990	48	10.902	2:07.755	48	13.129	2:05.340	43	22.460	2:08.211	43	28.483	2:07.911
43	6.080	2:14.084	43	11.379	2:08.138	43	15.984	2:07.718	606	38.245	2:13.086	606	46.272	2:09.915
7	10.711	2:18.715	606	18.388	2:10.221	606	26.894	2:11.619	71	38.277	2:11.625	71	46.352	2:09.963
99	10.889	2:18.893	99	20.117	2:12.067	71	28.387	2:10.711	99	39.096	2:12.298	99	49.838	2:12.630
606	11.006	2:19.010	7	20.551	2:12.679	99	28.533	2:11.529	7	41.411	2:11.783	166	50.110	2:10.239
89	12.659	2:20.663	71	20.789	2:10.869	7	31.363	2:13.925	166	41.759	2:10.256	7	52.175	2:12.652
71	12.759	2:20.763	68	24.108	2:13.242	68	32.940	2:11.945	68	43.331	2:12.126	68	53.345	2:11.902
68	13.705	2:21.709	994	24.858	2:13.025	166	33.238	2:11.173	89	46.427	2:12.267	89	57.461	2:12.922
166	14.076	2:22.080	89	25.069	2:15.249	89	35.895	2:13.939	74	47.398	2:12.097	74	58.262	2:12.752
994	14.672	2:22.676	166	25.178	2:13.941	994	36.947	2:15.202	994	48.812	2:13.600	994	1:02.258	2:15.334
74	15.148	2:23.152	74	25.239	2:12.930	74	37.036	2:14.910	26	48.872	2:13.513	26	1:02.520	2:15.536
26	15.586	2:23.590	26	26.188	2:13.441	26	37.094	2:14.019	67	53.631	2:14.903	44	1:10.110	2:16.176
67	15.777	2:23.781	910	27.728	2:14.221	910	40.412	2:15.797	910	53.645	2:14.968	67	1:22.357	2:30.614
910	16.346	2:24.350	67	27.894	2:14.956	67	40.463	2:15.682	44	55.822	2:14.350	40	1:27.641	2:19.207
44	17.070	2:25.074	44	30.043	2:15.812	44	43.207	2:16.277	137	1:09.946	2:18.962	137	1:27.730	2:19.672
40	21.834	2:29.838	137	37.548	2:18.052	137	52.719	2:18.284	40	1:10.322	2:17.827	114	1:30.290	2:17.791
137	22.335	2:30.339	40	38.862	2:19.867	40	54.230	2:18.481	114	1:14.387	2:18.022	66	1:36.906	2:20.670
66	23.136	2:31.140	66	41.627	2:21.330	114	58.100	2:19.034	66	1:18.124	2:18.983	51	1:37.959	2:20.998
51	24.191	2:32.195	114	42.179	2:20.638	66	1:00.876	2:22.362	51	1:18.849	2:18.470	78	1:38.635	2:18.919
114	24.380	2:32.384	51	42.889	2:21.537	51	1:02.114	2:22.338	78	1:21.604	2:20.284	689	1:43.546	2:23.090
78	24.851	2:32.855	78	44.061	2:22.049	78	1:03.055	2:22.107	689	1:22.344	2:20.917	110	2:16.360	2:32.997
689	26.329	2:34.333	689	44.663	2:21.173	689	1:03.162	2:21.612	110	1:45.251	2:28.064			
110	30.995	2:38.999	110	55.176	2:27.020	110	1:18.922	2:26.859						

# BMCRC - MRO Championships 2023 - Rnd 7 @ Snetterton

## BMCRC Thunderbike Sport & BMCRC SuperTwins

### RACE 15 - POSITION CHART

No	Name	Lap Pos	Lap				
			1	2	3	4	5
97	MANN	1	1	1	1	1	1
1	HILL	2	97	97	97	97	69
69	RUSSO	3	69	69	69	69	97
17	DOWNES	4	17	17	17	17	81
151	DENYER	5	151	151	151	77	48
81	MAY	6	77	77	77	81	77
48	WALLIS	7	81	81	81	48	17
77	MAY	8	48	48	48	43	43
43	WALKEY	9	43	43	43	606	606
58	ALLEN	10	7	606	606	71	71
166	BAKER	11	99	99	71	99	99
71	ROBINSON	12	606	7	99	7	166
99	BELLOTTI	13	89	71	7	166	7
7	TAYLOR	14	71	68	68	68	68
89	STRILLOZZI	15	68	994	166	89	89
74	BLACK	16	166	89	89	74	74
68	HILL	17	994	166	994	994	994
606	ANDERTON	18	74	74	74	26	26
26	DARBY	19	26	26	26	67	44
67	HARVEY	20	67	910	910	910	67
44	PARKER	21	910	67	67	44	40
66	SMITH	22	44	44	44	137	137
994	HOWARD	23	40	137	137	40	114
137	McPHERSON	24	137	40	40	114	66
114	BATE	25	66	66	114	66	51
40	WILKINSON	26	51	114	66	51	78
13	WOLFF	27	114	51	51	78	689
689	TREVEIL	28	78	78	78	689	110
78	FRAMPTON	29	689	689	689	110	
51	BEESELEY	30	110	110	110		
110	CRUMPTON	31					
910	GOWER	32					

# BMCRC - MRO Championships 2023 - Rnd 7 @ Snetterton

## BMCRC Thunderbike Sport & BMCRC SuperTwins

### RACE 15 - SECTOR ANALYSIS



SECTOR 1 = FL to I1, SECTOR 2 = I1 to FL, DIFF = Difference To Personal Best Lap, P = Crossed Finish Line in Pit Lane, D = Time Disallowed

<b>P1 1</b>		<b>Jeremy HILL</b>		Yamaha R6 - Silver Arrows Racing / LT-Info.com		
IDEAL LAP TIME : 2:01.735		BEST LAP TIME : 2:01.735		DIFFERENCE : 0.000		
LAP	SECTOR 1	SECTOR 2	LAP TIME	MPH	DIFF	TIME OF DAY
1 -		40.842	2:08.004	83.49	6.269	16:35:16.661
2 -	1:22.035	40.804	2:02.839 (3)	87.00	1.104	16:37:19.500
3 -	1:22.140	40.973	2:03.113	86.81	1.378	16:39:22.613
4 -	<b>1:21.352</b>	<b>40.383</b>	<b>2:01.735 (1)</b>	<b>87.79</b>		<b>16:41:24.348</b>
5 -	1:21.453	40.435	2:01.888 (2)	87.68	0.153	16:43:26.236

<b>P2 69</b>		<b>Tony RUSSO</b>		Yamaha R6 - Wymark Lubricants		
IDEAL LAP TIME : 2:02.645		BEST LAP TIME : 2:02.843		DIFFERENCE : 0.198		
LAP	SECTOR 1	SECTOR 2	LAP TIME	MPH	DIFF	TIME OF DAY
1 -		41.080	2:09.527	82.51	6.684	16:35:18.184
2 -	1:22.927	<b>40.886</b>	2:03.813	86.32	0.970	16:37:21.997
3 -	1:22.175	41.191	2:03.366 (2)	86.63	0.523	16:39:25.363
4 -	<b>1:21.759</b>	41.084	<b>2:02.843 (1)</b>	<b>87.00</b>		<b>16:41:28.206</b>
5 -	1:22.368	41.261	2:03.629 (3)	86.45	0.786	16:43:31.835

<b>P3 97</b>		<b>Alex MANN</b>		Honda CBR600RR - Michael Jones Jeweller, Esprit Group, Carl		
IDEAL LAP TIME : 2:03.113		BEST LAP TIME : 2:03.317		DIFFERENCE : 0.204		
LAP	SECTOR 1	SECTOR 2	LAP TIME	MPH	DIFF	TIME OF DAY
1 -		40.897	2:08.408	83.23	5.091	16:35:17.065
2 -	1:22.431	<b>40.886</b>	<b>2:03.317 (1)</b>	<b>86.67</b>		<b>16:37:20.382</b>
3 -	<b>1:22.227</b>	41.245	2:03.472 (3)	86.56	0.155	16:39:23.854
4 -	1:22.460	40.938	2:03.398 (2)	86.61	0.081	16:41:27.252
5 -	1:22.996	41.594	2:04.590	85.78	1.273	16:43:31.842

<b>P4 81</b>		<b>Malvern MAY</b>		Honda CBR600RR - IMP racing		
IDEAL LAP TIME : 2:06.284		BEST LAP TIME : 2:06.336		DIFFERENCE : 0.052		
LAP	SECTOR 1	SECTOR 2	LAP TIME	MPH	DIFF	TIME OF DAY
1 -		<b>42.016</b>	2:13.156	80.26	6.820	16:35:21.813
2 -	1:24.596	42.037	2:06.633 (3)	84.40	0.297	16:37:28.446
3 -	1:24.324	42.242	2:06.566 (2)	84.44	0.230	16:39:35.012
4 -	1:24.810	43.350	2:08.160	83.39	1.824	16:41:43.172
5 -	<b>1:24.268</b>	42.068	<b>2:06.336 (1)</b>	<b>84.60</b>		<b>16:43:49.508</b>

<b>P5 48</b>		<b>Shaun WALLIS</b>		Yamaha R6 - MBC Despatch Racing		
IDEAL LAP TIME : 2:05.340		BEST LAP TIME : 2:05.340		DIFFERENCE : 0.000		
LAP	SECTOR 1	SECTOR 2	LAP TIME	MPH	DIFF	TIME OF DAY
1 -		43.058	2:13.990	79.76	8.650	16:35:22.647
2 -	1:25.285	42.470	2:07.755 (3)	83.66	2.415	16:37:30.402
3 -	<b>1:23.214</b>	<b>42.126</b>	<b>2:05.340 (1)</b>	<b>85.27</b>		<b>16:39:35.742</b>
4 -	1:24.168	43.642	2:07.810	83.62	2.470	16:41:43.552
5 -	1:24.011	42.270	2:06.281 (2)	84.63	0.941	16:43:49.833

<b>P6 77</b>		<b>David MAY</b>		Suzuki GSXR600 - Orchard cooling/ team Silver Arrows		
IDEAL LAP TIME : 2:06.404		BEST LAP TIME : 2:06.404		DIFFERENCE : 0.000		
LAP	SECTOR 1	SECTOR 2	LAP TIME	MPH	DIFF	TIME OF DAY
1 -		41.882	2:12.665	80.56	6.261	16:35:21.322
2 -	<b>1:24.876</b>	<b>41.528</b>	<b>2:06.404 (1)</b>	<b>84.55</b>		<b>16:37:27.726</b>
3 -	1:24.944	41.943	2:06.887 (2)	84.23	0.483	16:39:34.613
4 -	1:25.081	43.182	2:08.263	83.32	1.859	16:41:42.876
5 -	1:25.308	42.050	2:07.358 (3)	83.92	0.954	16:43:50.234

# BMCRC - MRO Championships 2023 - Rnd 7 @ Snetterton

## BMCRC Thunderbike Sport & BMCRC SuperTwins

### RACE 15 - SECTOR ANALYSIS



SECTOR 1 = FL to I1, SECTOR 2 = I1 to FL, DIFF = Difference To Personal Best Lap, P = Crossed Finish Line in Pit Lane, D = Time Disallowed

P7 17 SUP Tommy DOWNES		Yamaha R7 -				
IDEAL LAP TIME : 2:03.530		BEST LAP TIME : 2:03.530		DIFFERENCE : 0.000		
LAP	SECTOR 1	SECTOR 2	LAP TIME	MPH	DIFF	TIME OF DAY
1 -		40.959	2:10.277	82.04	6.747	16:35:18.934
2 -	1:22.930	40.932	2:03.862 (2)	86.29	0.332	16:37:22.796
3 -	<b>1:22.697</b>	<b>40.833</b>	<b>2:03.530 (1)</b>	<b>86.52</b>		<b>16:39:26.326</b>
4 -	1:22.734	44.085	2:06.819 (3)	84.27	3.289	16:41:33.145
5 -	1:32.865	44.485	2:17.350	77.81	13.820	16:43:50.495

P8 43 Colin WALKEY		Kawasaki ZX6R G2 - ELP Racing				
IDEAL LAP TIME : 2:07.618		BEST LAP TIME : 2:07.718		DIFFERENCE : 0.100		
LAP	SECTOR 1	SECTOR 2	LAP TIME	MPH	DIFF	TIME OF DAY
1 -		<b>42.396</b>	2:14.084	79.71	6.366	16:35:22.741
2 -	<b>1:25.222</b>	42.916	2:08.138 (3)	83.41	0.420	16:37:30.879
3 -	1:25.264	42.454	<b>2:07.718 (1)</b>	<b>83.68</b>		<b>16:39:38.597</b>
4 -	1:25.617	42.594	2:08.211	83.36	0.493	16:41:46.808
5 -	1:25.398	42.513	2:07.911 (2)	83.55	0.193	16:43:54.719

P9 606 R Jake ANDERTON		Honda CBR600RR - CurrentElec Racing				
IDEAL LAP TIME : 2:09.747		BEST LAP TIME : 2:09.915		DIFFERENCE : 0.168		
LAP	SECTOR 1	SECTOR 2	LAP TIME	MPH	DIFF	TIME OF DAY
1 -		43.841	2:19.010	76.88	9.095	16:35:27.667
2 -	1:27.168	<b>43.053</b>	2:10.221 (2)	82.07	0.306	16:37:37.888
3 -	1:27.972	43.647	2:11.619 (3)	81.20	1.704	16:39:49.507
4 -	1:29.001	44.085	2:13.086	80.30	3.171	16:42:02.593
5 -	<b>1:26.694</b>	43.221	<b>2:09.915 (1)</b>	<b>82.26</b>		<b>16:44:12.508</b>

P10 71 R James ROBINSON		Yamaha R6 - DUKE Distribution Ltd				
IDEAL LAP TIME : 2:09.963		BEST LAP TIME : 2:09.963		DIFFERENCE : 0.000		
LAP	SECTOR 1	SECTOR 2	LAP TIME	MPH	DIFF	TIME OF DAY
1 -		44.150	2:20.763	75.92	10.800	16:35:29.420
2 -	1:27.164	43.705	2:10.869 (3)	81.67	0.906	16:37:40.289
3 -	1:27.238	43.473	2:10.711 (2)	81.76	0.748	16:39:51.000
4 -	1:27.721	43.904	2:11.625	81.20	1.662	16:42:02.625
5 -	<b>1:26.871</b>	<b>43.092</b>	<b>2:09.963 (1)</b>	<b>82.23</b>		<b>16:44:12.588</b>

P11 99 Lee BELLOTTI		Kawasaki ZX6R - Linda Bellotti (MuM), Indeco UK, MarBel Trans				
IDEAL LAP TIME : 2:11.425		BEST LAP TIME : 2:11.529		DIFFERENCE : 0.104		
LAP	SECTOR 1	SECTOR 2	LAP TIME	MPH	DIFF	TIME OF DAY
1 -		43.931	2:18.893	76.95	7.364	16:35:27.550
2 -	1:27.881	44.186	2:12.067 (2)	80.92	0.538	16:37:39.617
3 -	<b>1:27.554</b>	43.975	<b>2:11.529 (1)</b>	<b>81.26</b>		<b>16:39:51.146</b>
4 -	1:28.427	<b>43.871</b>	2:12.298 (3)	80.78	0.769	16:42:03.444
5 -	1:28.124	44.506	2:12.630	80.58	1.101	16:44:16.074

P12 166 Nik BAKER		Suzuki SV650 - K66, DMR customs				
IDEAL LAP TIME : 2:09.465		BEST LAP TIME : 2:10.239		DIFFERENCE : 0.774		
LAP	SECTOR 1	SECTOR 2	LAP TIME	MPH	DIFF	TIME OF DAY
1 -		43.900	2:22.080	75.22	11.841	16:35:30.737
2 -	1:29.956	43.985	2:13.941	79.79	3.702	16:37:44.678
3 -	1:27.927	43.246	2:11.173 (3)	81.48	0.934	16:39:55.851
4 -	1:27.259	<b>42.997</b>	2:10.256 (2)	82.05	0.017	16:42:06.107
5 -	<b>1:26.468</b>	43.771	<b>2:10.239 (1)</b>	<b>82.06</b>		<b>16:44:16.346</b>

# BMCRC - MRO Championships 2023 - Rnd 7 @ Snetterton

## BMCRC Thunderbike Sport & BMCRC SuperTwins

### RACE 15 - SECTOR ANALYSIS



SECTOR 1 = FL to I1, SECTOR 2 = I1 to FL, DIFF = Difference To Personal Best Lap, P = Crossed Finish Line in Pit Lane, D = Time Disallowed

P13		7 R		Darren TAYLOR		Kawasaki ZX6R -	
IDEAL LAP TIME : 2:11.725		BEST LAP TIME : 2:11.783		DIFFERENCE : 0.058			
LAP	SECTOR 1	SECTOR 2	LAP TIME	MPH	DIFF	TIME OF DAY	
1 -		43.961	2:18.715	77.05	6.932	16:35:27.372	
2 -	1:28.957	<b>43.722</b>	2:12.679 (3)	80.55	0.896	16:37:40.051	
3 -	1:29.962	43.963	2:13.925	79.80	2.142	16:39:53.976	
4 -	<b>1:28.003</b>	43.780	<b>2:11.783 (1)</b>	<b>81.10</b>		<b>16:42:05.759</b>	
5 -	1:28.704	43.948	2:12.652 (2)	80.57	0.869	16:44:18.411	

P14		68		Mark HILL		Ducati S2R - Mhp exhausts	
IDEAL LAP TIME : 2:11.558		BEST LAP TIME : 2:11.902		DIFFERENCE : 0.344			
LAP	SECTOR 1	SECTOR 2	LAP TIME	MPH	DIFF	TIME OF DAY	
1 -		44.713	2:21.709	75.42	9.807	16:35:30.366	
2 -	1:28.410	44.832	2:13.242	80.21	1.340	16:37:43.608	
3 -	1:27.898	<b>44.047</b>	2:11.945 (2)	81.00	0.043	16:39:55.553	
4 -	1:27.592	44.534	2:12.126 (3)	80.89	0.224	16:42:07.679	
5 -	<b>1:27.511</b>	44.391	<b>2:11.902 (1)</b>	<b>81.03</b>		<b>16:44:19.581</b>	

P15		89 R		Marco STRILLOZZI		Yamaha R6 - KLUAPP.COM	
IDEAL LAP TIME : 2:10.870		BEST LAP TIME : 2:12.267		DIFFERENCE : 1.397			
LAP	SECTOR 1	SECTOR 2	LAP TIME	MPH	DIFF	TIME OF DAY	
1 -		44.329	2:20.663	75.98	8.396	16:35:29.320	
2 -	1:29.098	46.151	2:15.249	79.02	2.982	16:37:44.569	
3 -	1:29.292	44.647	2:13.939 (3)	79.79	1.672	16:39:58.508	
4 -	1:28.631	<b>43.636</b>	<b>2:12.267 (1)</b>	<b>80.80</b>		<b>16:42:10.775</b>	
5 -	<b>1:27.234</b>	45.688	2:12.922 (2)	80.40	0.655	16:44:23.697	

P16		74 SUP		Daniel BLACK		Suzuki SV650 - DAD	
IDEAL LAP TIME : 2:11.149		BEST LAP TIME : 2:12.097		DIFFERENCE : 0.948			
LAP	SECTOR 1	SECTOR 2	LAP TIME	MPH	DIFF	TIME OF DAY	
1 -		44.997	2:23.152	74.66	11.055	16:35:31.809	
2 -	<b>1:27.685</b>	45.245	2:12.930 (3)	80.40	0.833	16:37:44.739	
3 -	1:29.808	45.102	2:14.910	79.22	2.813	16:39:59.649	
4 -	1:28.633	<b>43.464</b>	<b>2:12.097 (1)</b>	<b>80.91</b>		<b>16:42:11.746</b>	
5 -	1:28.561	44.191	2:12.752 (2)	80.51	0.655	16:44:24.498	

P17		994 R		Adrian HOWARD		Suzuki GSXR 600 - Geary Roofing & Building Services	
IDEAL LAP TIME : 2:12.906		BEST LAP TIME : 2:13.025		DIFFERENCE : 0.119			
LAP	SECTOR 1	SECTOR 2	LAP TIME	MPH	DIFF	TIME OF DAY	
1 -		<b>44.216</b>	2:22.676	74.91	9.651	16:35:31.333	
2 -	<b>1:28.690</b>	44.335	<b>2:13.025 (1)</b>	<b>80.34</b>		<b>16:37:44.358</b>	
3 -	1:29.807	45.395	2:15.202 (3)	79.05	2.177	16:39:59.560	
4 -	1:28.815	44.785	2:13.600 (2)	80.00	0.575	16:42:13.160	
5 -	1:30.156	45.178	2:15.334	78.97	2.309	16:44:28.494	

P18		26 SUP		Piers DARBY		Suzuki SV650 - Darby Racing	
IDEAL LAP TIME : 2:13.098		BEST LAP TIME : 2:13.441		DIFFERENCE : 0.343			
LAP	SECTOR 1	SECTOR 2	LAP TIME	MPH	DIFF	TIME OF DAY	
1 -		45.673	2:23.590	74.43	10.149	16:35:32.247	
2 -	1:28.521	44.920	<b>2:13.441 (1)</b>	<b>80.09</b>		<b>16:37:45.688</b>	
3 -	<b>1:28.401</b>	45.618	2:14.019 (3)	79.75	0.578	16:39:59.707	
4 -	1:28.816	<b>44.697</b>	2:13.513 (2)	80.05	0.072	16:42:13.220	
5 -	1:30.097	45.439	2:15.536	78.85	2.095	16:44:28.756	

# BMCRC - MRO Championships 2023 - Rnd 7 @ Snetterton

## BMCRC Thunderbike Sport & BMCRC SuperTwins

### RACE 15 - SECTOR ANALYSIS



SECTOR 1 = FL to I1, SECTOR 2 = I1 to FL, DIFF = Difference To Personal Best Lap, P = Crossed Finish Line in Pit Lane, D = Time Disallowed

P19 44 SUP Tony PARKER		Kawasaki ER650RR - insta/youtube 44notpol				
IDEAL LAP TIME : 2:14.350		BEST LAP TIME : 2:14.350		DIFFERENCE : 0.000		
LAP	SECTOR 1	SECTOR 2	LAP TIME	MPH	DIFF	TIME OF DAY
1 -		46.569	2:25.074	73.67	10.724	16:35:33.731
2 -	1:30.134	45.678	2:15.812 (2)	78.69	1.462	16:37:49.543
3 -	1:30.881	45.396	2:16.277	78.42	1.927	16:40:05.820
4 -	<b>1:29.727</b>	<b>44.623</b>	<b>2:14.350 (1)</b>	<b>79.55</b>		<b>16:42:20.170</b>
5 -	1:31.065	45.111	2:16.176 (3)	78.48	1.826	16:44:36.346

P20 67 R Simon HARVEY		Suzuki SV650 -				
IDEAL LAP TIME : 2:14.875		BEST LAP TIME : 2:14.903		DIFFERENCE : 0.028		
LAP	SECTOR 1	SECTOR 2	LAP TIME	MPH	DIFF	TIME OF DAY
1 -		44.789	2:23.781	74.33	8.878	16:35:32.438
2 -	1:30.259	<b>44.697</b>	2:14.956 (2)	79.19	0.053	16:37:47.394
3 -	1:30.664	45.018	2:15.682 (3)	78.77	0.779	16:40:03.076
4 -	<b>1:30.178</b>	44.725	<b>2:14.903 (1)</b>	<b>79.22</b>		<b>16:42:17.979</b>
5 -	1:40.097	50.517	2:30.614	70.96	15.711	16:44:48.593

P21 40 SUP Simon WILKINSON		Suzuki SV650 - S P Wilkinson Engineering Ltd				
IDEAL LAP TIME : 2:17.827		BEST LAP TIME : 2:17.827		DIFFERENCE : 0.000		
LAP	SECTOR 1	SECTOR 2	LAP TIME	MPH	DIFF	TIME OF DAY
1 -		46.462	2:29.838	71.33	12.011	16:35:38.495
2 -	1:32.320	47.547	2:19.867	76.41	2.040	16:37:58.362
3 -	1:32.272	46.209	2:18.481 (2)	77.18	0.654	16:40:16.843
4 -	<b>1:31.907</b>	<b>45.920</b>	<b>2:17.827 (1)</b>	<b>77.54</b>		<b>16:42:34.670</b>
5 -	1:32.916	46.291	2:19.207 (3)	76.77	1.380	16:44:53.877

P22 137 R Colin McPHERSON		Yamaha R6 -				
IDEAL LAP TIME : 2:17.960		BEST LAP TIME : 2:18.052		DIFFERENCE : 0.092		
LAP	SECTOR 1	SECTOR 2	LAP TIME	MPH	DIFF	TIME OF DAY
1 -		46.565	2:30.339	71.09	12.287	16:35:38.996
2 -	<b>1:31.579</b>	46.473	<b>2:18.052 (1)</b>	<b>77.42</b>		<b>16:37:57.048</b>
3 -	1:31.903	<b>46.381</b>	2:18.284 (2)	77.29	0.232	16:40:15.332
4 -	1:31.916	47.046	2:18.962 (3)	76.91	0.910	16:42:34.294
5 -	1:32.211	47.461	2:19.672	76.52	1.620	16:44:53.966

P23 114 Richard BATE		Suzuki GSXR750 - TEAM PSR				
IDEAL LAP TIME : 2:17.329		BEST LAP TIME : 2:17.791		DIFFERENCE : 0.462		
LAP	SECTOR 1	SECTOR 2	LAP TIME	MPH	DIFF	TIME OF DAY
1 -		47.387	2:32.384	70.13	14.593	16:35:41.041
2 -	1:33.483	47.155	2:20.638	75.99	2.847	16:38:01.679
3 -	1:32.661	46.373	2:19.034 (3)	76.87	1.243	16:40:20.713
4 -	<b>1:31.626</b>	46.396	2:18.022 (2)	77.43	0.231	16:42:38.735
5 -	1:32.088	<b>45.703</b>	<b>2:17.791 (1)</b>	<b>77.56</b>		<b>16:44:56.526</b>

P24 66 Mark SMITH		Yamaha R6 - IMP RACING				
IDEAL LAP TIME : 2:18.884		BEST LAP TIME : 2:18.983		DIFFERENCE : 0.099		
LAP	SECTOR 1	SECTOR 2	LAP TIME	MPH	DIFF	TIME OF DAY
1 -		47.393	2:31.140	70.71	12.157	16:35:39.797
2 -	1:34.158	47.172	2:21.330 (3)	75.62	2.347	16:38:01.127
3 -	1:35.031	47.331	2:22.362	75.07	3.379	16:40:23.489
4 -	<b>1:32.174</b>	46.809	<b>2:18.983 (1)</b>	<b>76.90</b>		<b>16:42:42.472</b>
5 -	1:33.960	<b>46.710</b>	2:20.670 (2)	75.97	1.687	16:45:03.142



# BMCRC - MRO Championships 2023 - Rnd 7 @ Snetterton

## BMCRC Thunderbike Sport & BMCRC SuperTwins

### RACE 15 - SECTOR ANALYSIS



SECTOR 1 = FL to I1, SECTOR 2 = I1 to FL, DIFF = Difference To Personal Best Lap, P = Crossed Finish Line in Pit Lane, D = Time Disallowed

LAP	SECTOR 1	SECTOR 2	LAP TIME	MPH	DIFF	TIME OF DAY
<b>P25 51 Paul BEESLEY</b> Yamaha R6 -						
IDEAL LAP TIME : 2:17.982		BEST LAP TIME : 2:18.470		DIFFERENCE : 0.488		
1 -		47.901	2:32.195	70.22	13.725	16:35:40.852
2 -	1:34.752	<b>46.785</b>	2:21.537 (3)	75.51	3.067	16:38:02.389
3 -	1:33.868	48.470	2:22.338	75.08	3.868	16:40:24.727
4 -	<b>1:31.197</b>	47.273	<b>2:18.470 (1)</b>	<b>77.18</b>		<b>16:42:43.197</b>
5 -	1:33.573	47.425	2:20.998 (2)	75.80	2.528	16:45:04.195
<b>P26 78 Tim FRAMPTON</b> Suzuki SV650 - K66						
IDEAL LAP TIME : 2:18.919		BEST LAP TIME : 2:18.919		DIFFERENCE : 0.000		
1 -		46.999	2:32.855	69.92	13.936	16:35:41.512
2 -	1:35.080	46.969	2:22.049 (3)	75.24	3.130	16:38:03.561
3 -	1:33.360	48.747	2:22.107	75.21	3.188	16:40:25.668
4 -	1:33.731	46.553	2:20.284 (2)	76.18	1.365	16:42:45.952
5 -	<b>1:32.817</b>	<b>46.102</b>	<b>2:18.919 (1)</b>	<b>76.93</b>		<b>16:45:04.871</b>
<b>P27 689 David TREVEIL</b> Yamaha YZF-R6 -						
IDEAL LAP TIME : 2:20.120		BEST LAP TIME : 2:20.917		DIFFERENCE : 0.797		
1 -		48.613	2:34.333	69.25	13.416	16:35:42.990
2 -	1:33.853	<b>47.320</b>	2:21.173 (2)	75.70	0.256	16:38:04.163
3 -	1:33.489	48.123	2:21.612 (3)	75.47	0.695	16:40:25.775
4 -	<b>1:32.800</b>	48.117	<b>2:20.917 (1)</b>	<b>75.84</b>		<b>16:42:46.692</b>
5 -	1:33.716	49.374	2:23.090	74.69	2.173	16:45:09.782
<b>P28 110 R Michael CRUMPTON</b> Honda CBR600RR -						
IDEAL LAP TIME : 2:26.245		BEST LAP TIME : 2:26.859		DIFFERENCE : 0.614		
1 -		49.680	2:38.999	67.22	12.140	16:35:47.656
2 -	1:38.095	48.925	2:27.020 (2)	72.69	0.161	16:38:14.676
3 -	1:38.097	<b>48.762</b>	<b>2:26.859 (1)</b>	<b>72.77</b>		<b>16:40:41.535</b>
4 -	<b>1:37.483</b>	50.581	2:28.064 (3)	72.18	1.205	16:43:09.599
5 -	1:43.434	49.563	2:32.997	69.85	6.138	16:45:42.596
<b>P29 910 R Harry GOWER</b> Suzuki SV650 - RightGear Motorcycles						
IDEAL LAP TIME : 2:14.221		BEST LAP TIME : 2:14.221		DIFFERENCE : 0.000		
1 -		44.800	2:24.350	74.04	10.129	16:35:33.007
2 -	<b>1:29.625</b>	<b>44.596</b>	<b>2:14.221 (1)</b>	<b>79.63</b>		<b>16:37:47.228</b>
3 -	1:30.803	44.994	2:15.797 (3)	78.70	1.576	16:40:03.025
4 -	1:29.881	45.087	2:14.968 (2)	79.18	0.747	16:42:17.993
<b>P30 151 Andrew DENYER</b> Yamaha OW01 - me						
IDEAL LAP TIME : 2:06.301		BEST LAP TIME : 2:06.312		DIFFERENCE : 0.011		
1 -		42.234	2:12.605	80.60	6.293	16:35:21.262
2 -	<b>1:24.297</b>	42.015	<b>2:06.312 (1)</b>	<b>84.61</b>		<b>16:37:27.574</b>
3 -	1:24.326	<b>42.004</b>	2:06.330 (2)	84.60	0.018	16:39:33.904

# BMCRC - MRO Championships 2023 - Rnd 7 @ Snetterton

## BMCRC Thunderbike Sport & BMCRC SuperTwins

### RACE 15 - BEST SECTORS

SECTOR 1			SECTOR 2			IDEAL / BEST COMPARISON						
POS	NO	NAME	TIME	NO	NAME	TIME	POS	NO	NAME	IDEAL	BEST	DIFF
									<b>PERFECT LAP</b>	<b>2:01.735</b>		
1	1	HILL	1:21.352	1	HILL	40.383	1	1	HILL	2:01.735	2:01.735	0.000
2	69	RUSSO	1:21.759	17	DOWNES	40.833	2	69	RUSSO	2:02.645	2:02.843	0.198
3	97	MANN	1:22.227	69	RUSSO	40.886	3	97	MANN	2:03.113	2:03.317	0.204
4	17	DOWNES	1:22.697	97	MANN	40.886	4	17	DOWNES	2:03.530	2:03.530	0.000
5	48	WALLIS	1:23.214	77	MAY	41.528	5	48	WALLIS	2:05.340	2:05.340	0.000
6	81	MAY	1:24.268	151	DENYER	42.004	6	81	MAY	2:06.284	2:06.336	0.052
7	151	DENYER	1:24.297	81	MAY	42.016	7	151	DENYER	2:06.301	2:06.312	0.011
8	77	MAY	1:24.876	48	WALLIS	42.126	8	77	MAY	2:06.404	2:06.404	0.000
9	43	WALKEY	1:25.222	43	WALKEY	42.396	9	43	WALKEY	2:07.618	2:07.718	0.100
10	166	BAKER	1:26.468	166	BAKER	42.997	10	166	BAKER	2:09.465	2:10.239	0.774
11	606	ANDERTON	1:26.694	606	ANDERTON	43.053	11	606	ANDERTON	2:09.747	2:09.915	0.168
12	71	ROBINSON	1:26.871	71	ROBINSON	43.092	12	71	ROBINSON	2:09.963	2:09.963	0.000
13	89	STRILLOZZI	1:27.234	74	BLACK	43.464	13	89	STRILLOZZI	2:10.870	2:12.267	1.397
14	68	HILL	1:27.511	89	STRILLOZZI	43.636	14	74	BLACK	2:11.149	2:12.097	0.948
15	99	BELLOTTI	1:27.554	7	TAYLOR	43.722	15	99	BELLOTTI	2:11.425	2:11.529	0.104
16	74	BLACK	1:27.685	99	BELLOTTI	43.871	16	68	HILL	2:11.558	2:11.902	0.344
17	7	TAYLOR	1:28.003	68	HILL	44.047	17	7	TAYLOR	2:11.725	2:11.783	0.058
18	26	DARBY	1:28.401	994	HOWARD	44.216	18	994	HOWARD	2:12.906	2:13.025	0.119
19	994	HOWARD	1:28.690	910	GOWER	44.596	19	26	DARBY	2:13.098	2:13.441	0.343
20	910	GOWER	1:29.625	44	PARKER	44.623	20	910	GOWER	2:14.221	2:14.221	0.000
21	44	PARKER	1:29.727	26	DARBY	44.697	21	44	PARKER	2:14.350	2:14.350	0.000
22	67	HARVEY	1:30.178	67	HARVEY	44.697	22	67	HARVEY	2:14.875	2:14.903	0.028
23	51	BEESLEY	1:31.197	114	BATE	45.703	23	114	BATE	2:17.329	2:17.791	0.462
24	137	McPHERSON	1:31.579	40	WILKINSON	45.920	24	40	WILKINSON	2:17.827	2:17.827	0.000
25	114	BATE	1:31.626	78	FRAMPTON	46.102	25	137	McPHERSON	2:17.960	2:18.052	0.092
26	40	WILKINSON	1:31.907	137	McPHERSON	46.381	26	51	BEESLEY	2:17.982	2:18.470	0.488
27	66	SMITH	1:32.174	66	SMITH	46.710	27	66	SMITH	2:18.884	2:18.983	0.099
28	689	TREVEIL	1:32.800	51	BEESLEY	46.785	28	78	FRAMPTON	2:18.919	2:18.919	0.000
29	78	FRAMPTON	1:32.817	689	TREVEIL	47.320	29	689	TREVEIL	2:20.120	2:20.917	0.797
30	110	CRUMPTON	1:37.483	110	CRUMPTON	48.762	30	110	CRUMPTON	2:26.245	2:26.859	0.614

31

# BMCRC - MRO Championships 2023 - Rnd 7 @ Snetterton

## BMCRC Thunderbike Sport & BMCRC SuperTwins

### RACE 15 - STATISTICS

**Competitors Started** 31  
**Planned Start** 2023-09-02 @ 16:40:00.000  
**Actual Start** 2023-09-02 @ 16:33:08.656  
**Finish Time** 2023-09-02 @ 16:43:26.235  
**Track Length** 2.9689mi.  
**Total Laps** 147  
**Total Distance Covered** 436.4299mi.

#### Session Fastest Lap History

NO	CL	NAME	LAP TIME	TIME OF DAY	LAP	VEHICLE
1		Jeremy HILL	<b>2:02.839</b>	16:37:19.504	2	Yamaha R6
1		Jeremy HILL	<b>2:01.735</b>	16:41:24.351	4	Yamaha R6

#### Session Leader History

NO	CL	NAME	FROM LAP	LAPS LED	DISTANCE	VEHICLE
1		Jeremy HILL	1	5	14.84 miles	Yamaha R6

#### Flag History

TYPE	TIME OF DAY
GREEN	16:33:08.656
FINISH	16:43:26.235

#### Flag Statistics

TYPE	COUNT	TOTAL LAPS	TOTAL TIME
Green	1	5	12:38.720
Red	0	0	0.000
Safety Car	0	0	0.000
FCY	0	0	0.000

# BMCRC - MRO Championships 2023 - Rnd 7 @ Snetterton

## BMCRC Thunderbike Sport & BMCRC SuperTwins

### RACE 15 - STATISTICS

**CLASS : R**

9 Starters

#### Fastest Lap History

NO	NAME	LAP TIME	TIME OF DAY	LAP	VEHICLE
606	Jake ANDERTON	2:10.221	16:37:37.906	2	Honda CBR600RR
606	Jake ANDERTON	2:09.915	16:44:12.526	5	Honda CBR600RR

#### Leader History

NO	NAME	FROM LAP	LAPS LED	DISTANCE	VEHICLE
7	Darren TAYLOR	1	1	2.96 miles	Kawasaki ZX6R
606	Jake ANDERTON	2	4	11.87 miles	Honda CBR600RR

# BMCRC - MRO Championships 2023 - Rnd 7 @ Snetterton

## BMCRC Thunderbike Sport & BMCRC SuperTwins

### RACE 15 - STATISTICS

**CLASS : SUP**

5 Starters

#### Fastest Lap History

NO	NAME	LAP TIME	TIME OF DAY	LAP	VEHICLE
17	Tommy DOWNES	<b>2:03.862</b>	16:37:22.817	2	Yamaha R7
17	Tommy DOWNES	<b>2:03.530</b>	16:39:26.346	3	Yamaha R7

#### Leader History

NO	NAME	FROM LAP	LAPS LED	DISTANCE	VEHICLE
17	Tommy DOWNES	1	5	14.84 miles	Yamaha R7

# BMCRC - MRO Championships 2023 - Rnd 7 @ Snetterton

## BMCRC Thunderbike Sport & BMCRC SuperTwins

### RACE 15 - STATISTICS

**CLASS :**

17 Starters

#### Fastest Lap History

NO	NAME	LAP TIME	TIME OF DAY	LAP	VEHICLE
1	Jeremy HILL	<b>2:02.839</b>	16:37:19.504	2	Yamaha R6
1	Jeremy HILL	<b>2:01.735</b>	16:41:24.351	4	Yamaha R6

#### Leader History

NO	NAME	FROM LAP	LAPS LED	DISTANCE	VEHICLE
1	Jeremy HILL	1	5	14.84 miles	Yamaha R6

# BMCRC - MRO Championships 2023 - Rnd 7 @ Snetterton

## BMCRC Thunderbike Sport & BMCRC SuperTwins

### RACE 4 - GRID (7 Laps)

ROW 12	35	127	John DAY	34	57	Paul NEWMAN			
ROW 11	33	11	Malcolm BATE	32	27	Jack BETTIS	31	58	Michael ALLEN
ROW 10	30	13	Jack WOLFF	29	110	Michael CRUMPTON	28	689	David TREVEIL
ROW 9	27	66	Mark SMITH	26	78	Tim FRAMPTON	25	51	Paul BEESLEY
ROW 8	24	137	Colin McPHERSON	23	40	Simon WILKINSON	22	114	Richard BATE
ROW 7	21	67	Simon HARVEY	20	44	Tony PARKER	19	26	Piers DARBY
ROW 6	18	994	Adrian HOWARD	17	89	Marco STRILLOZZI	16	74	Daniel BLACK
ROW 5	15	68	Mark HILL	14	7	Darren TAYLOR	13	99	Lee BELLOTTI
ROW 4	12	166	Nik BAKER	11	71	James ROBINSON	10	606	Jake ANDERTON
ROW 3	9	43	Colin WALKEY	8	77	David MAY	7	81	Malvern MAY
ROW 2	6	151	Andrew DENYER	5	48	Shaun WALLIS	4	17	Tommy DOWNES
ROW 1	3	97	Alex MANN	2	69	Tony RUSSO	1	1	Jeremy HILL
<b>Pole</b>									

Snetterton 300: 2.9689 miles

These results are provisional until the conclusion of any judicial and technical matters.

Clerk Of Course :	Stewards :	Timekeeper : <i>Craig Smith</i>
-------------------	------------	------------------------------------

Results can be found at [www.tsl-timing.com](http://www.tsl-timing.com)

Printed - 16:48 Saturday, 02 September 2023



# BMCRC - MRO Championships 2023 - Rnd 7 @ Snetterton

## BMCRC Thunderbike Sport & BMCRC SuperTwins

### RACE 4 - CLASSIFICATION

POS	NO	CL	PIC NAME	ENTRY	LAPS	TIME	GAP	DIFF	MPH	BEST	ON
1	1		1 Jeremy HILL	Yamaha R6 - Silver Arrows Racing / LT-Info.com	7	14:20.111			86.98	2:01.514	2
2	17	SUP	1 Tommy DOWNES	Yamaha R7 -	7	14:38.624	18.513	18.513	85.15	2:03.743	4
3	69		2 Tony RUSSO	Yamaha R6 - Wymark Lubricants	7	14:38.916	18.805	0.292	85.12	2:03.659	3
4	151		3 Andrew DENYER	Yamaha OW01 - me	7	14:45.454	25.343	6.538	84.49	2:05.069	7
5	77		4 David MAY	Suzuki GSXR600 - Orchard cooling/ team Silver Arr	7	14:59.789	39.678	14.335	83.14	2:06.738	7
6	81		5 Malvern MAY	Honda CBR600RR - IMP racing	7	15:00.031	39.920	0.242	83.12	2:07.069	7
7	71	R	1 James ROBINSON	Yamaha R6 - DUKE Distribution Ltd	7	15:20.214	1:00.103	20.183	81.30	2:07.826	7
8	7	R	2 Darren TAYLOR	Kawasaki ZX6R -	7	15:21.619	1:01.508	1.405	81.17	2:09.070	6
9	58	SUP	2 Michael ALLEN	Kawasaki ER6 -	7	15:24.051	1:03.940	2.432	80.96	2:09.933	7
10	166		6 Nik BAKER	Suzuki SV650 - K66, DMR customs	7	15:34.152	1:14.041	10.101	80.09	2:11.214	3
11	994	R	3 Adrian HOWARD	Suzuki GSXR 600 - Geary Roofing & Building Servic	7	15:34.537	1:14.426	0.385	80.05	2:11.489	3
12	68		7 Mark HILL	Ducati S2R - Mhp exhausts	7	15:35.572	1:15.461	1.035	79.96	2:11.740	4
13	74	SUP	3 Daniel BLACK	Suzuki SV650 - DAD	7	15:48.174	1:28.063	12.602	78.90	2:12.812	3
14	89	R	4 Marco STRILLOZZI	Yamaha R6 - KLUAPP.COM	7	15:49.124	1:29.013	0.950	78.82	2:11.967	6
15	67	R	5 Simon HARVEY	Suzuki SV650 -	7	15:52.788	1:32.677	3.664	78.52	2:13.108	6
16	44	SUP	4 Tony PARKER	Kawasaki ER650RR - insta/youtube 44notpol	7	15:52.858	1:32.747	0.070	78.51	2:13.360	6
17	26	SUP	5 Piers DARBY	Suzuki SV650 - Darby Racing	7	16:01.394	1:41.283	8.536	77.82	2:14.926	2
18	137	R	6 Colin McPHERSON	Yamaha R6 -	7	16:08.950	1:48.839	7.556	77.21	2:14.811	7
19	66		8 Mark SMITH	Yamaha R6 - IMP RACING	7	16:10.643	1:50.532	1.693	77.07	2:14.887	6
20	51		9 Paul BEESLEY	Yamaha R6 -	7	16:11.049	1:50.938	0.406	77.04	2:15.050	7
21	27	R	7 Jack BETTIS	Suzuki SV650 - NB Toolmaking	7	16:12.181	1:52.070	1.132	76.95	2:15.117	5
22	40	SUP	6 Simon WILKINSON	Suzuki SV650 - S P Wilkinson Engineering Ltd	7	16:21.430	2:01.319	9.249	76.23	2:16.087	7
23	78		10 Tim FRAMPTON	Suzuki SV650 - K66	7	16:22.685	2:02.574	1.255	76.13	2:16.715	7
24	13		11 Jack WOLFF	Yamaha R6 - Nym Technologies Racing	7	16:30.437	2:10.326	7.752	75.53	2:18.331	2
25	110	R	8 Michael CRUMPTON	Honda CBR600RR -	6	14:29.463	1 Lap	1 Lap	73.75	2:22.176	3

#### NOT CLASSIFIED

DNF	48		Shaun WALLIS	Yamaha R6 - MBC Despatch Racing	4	8:36.507	3 Laps	2 Laps	82.77	2:06.985	2
DNF	99		Lee BELLOTTI	Kawasaki ZX6R - Linda Bellotti (MuM), Indeco UK, I	4	9:00.092	3 Laps	23.585	79.15	2:09.798	2
DNF	97		Alex MANN	Honda CBR600RR - Michael Jones Jeweller, Espri	3	6:17.155	4 Laps	1 Lap	85.01	2:03.294	3
DNF	43		Colin WALKER	Kawasaki ZX6R G2 - ELP Racing	0						
DNF	606	R	Jake ANDERTON	Honda CBR600RR - CurrentElec Racing	0						

#### NOT STARTED

NS	114		Richard BATE	Suzuki GSXR750 - TEAM PSR							
----	-----	--	--------------	---------------------------	--	--	--	--	--	--	--

#### FASTEST LAP

	1		Jeremy HILL	Yamaha R6 - Silver Arrows Racing / LT-Info.com	2	2:01.514		87.95 mph	141.55 kph		
	17	SUP	Tommy DOWNES	Yamaha R7 -	4	2:03.743		86.37 mph	139.00 kph		
	71	R	James ROBINSON	Yamaha R6 - DUKE Distribution Ltd	7	2:07.826		83.61 mph	134.56 kph		

Class - 92.5% of Race Speed = 80.45 mph  
 Class SUP - 92.5% of Race Speed = 78.76 mph  
 Class R - 92.5% of Race Speed = 75.20 mph

Race Distance: 7 Laps / 20.78 miles

Snetterton 300: 2.9689 miles

Date: 03/09/2023 Start: 10:27 Finish: 10:41

Weather / Track : Cloudy / Dry

These results are provisional until the conclusion of any judicial and technical matters.

Clerk Of Course :	Stewards :	Timekeeper : <i>Craig Smith</i>
-------------------	------------	------------------------------------

Results can be found at [www.tsl-timing.com](http://www.tsl-timing.com)

Printed - 10:45 Sunday, 03 September 2023





# BMCRC - MRO Championships 2023 - Rnd 7 @ Snetterton

## BMCRC Thunderbike Sport & BMCRC SuperTwins

### RACE 4 - LAP CHART

#### LAP 1 @ 10:29:19.644

NO	BEHIND	LAP TIME
1		2:06.472
17	3.234	2:09.706
97	3.701	2:10.173
69	5.345	2:11.817
151	5.580	2:12.052
81	7.242	2:13.714
77	7.580	2:14.052
48	8.254	2:14.726
7	14.713	2:21.185
58	14.800	2:21.272
994	14.837	2:21.309
99	15.025	2:21.497
74	16.174	2:22.646
68	16.289	2:22.761
166	16.425	2:22.897
89	16.819	2:23.291
71	18.247	2:24.719
67	18.418	2:24.890
44	19.235	2:25.707
26	19.848	2:26.320
13	22.020	2:28.492
40	22.380	2:28.852
51	22.454	2:28.926
137	23.597	2:30.069
78	24.867	2:31.339
27	24.908	2:31.380
66	24.959	2:31.431
110	27.389	2:33.861

#### LAP 3 @ 10:33:23.472

NO	BEHIND	LAP TIME
1		2:02.314
97	6.855	2:03.294
17	7.031	2:03.748
69	9.626	2:03.659
151	13.091	2:05.278
81	18.286	2:07.160
48	18.565	2:07.154
77	19.217	2:07.460
99	32.565	2:11.570
58	32.882	2:11.086
71	33.043	2:09.181
7	33.537	2:11.772
994	34.355	2:11.489
68	36.337	2:12.128
166	36.661	2:11.214
74	39.080	2:12.812
44	44.788	2:15.038
89	45.146	2:13.477
67	45.192	2:14.958
26	46.116	2:15.170
137	55.962	2:18.525
13	56.134	2:19.611
51	56.227	2:19.006
66	56.429	2:17.863
27	57.256	2:18.239
40	57.895	2:19.402
78	59.165	2:18.513
110	1:08.665	2:22.176

#### LAP 2 @ 10:31:21.158

NO	BEHIND	LAP TIME
1		2:01.514
17	5.597	2:03.877
97	5.875	2:03.688
69	8.281	2:04.450
151	10.127	2:06.061
81	13.440	2:07.712
48	13.725	2:06.985
77	14.071	2:08.005
99	23.309	2:09.798
7	24.079	2:10.880
58	24.110	2:10.824
994	25.180	2:11.857
71	26.176	2:09.443
68	26.523	2:11.748
166	27.761	2:12.850
74	28.582	2:13.922
44	32.064	2:14.343
67	32.548	2:15.644
26	33.260	2:14.926
89	33.983	2:18.678
13	38.837	2:18.331
51	39.535	2:18.595
137	39.751	2:17.668
40	40.807	2:19.941
66	40.880	2:17.435
27	41.331	2:17.937
78	42.966	2:19.613
110	48.803	2:22.928

#### LAP 4 @ 10:35:25.791

NO	BEHIND	LAP TIME
1		2:02.319
17	8.455	2:03.743
69	11.245	2:03.938
151	16.475	2:05.703
48	23.888	2:07.642
77	24.142	2:07.244
81	24.575	2:08.608
58	40.652	2:10.089
7	41.007	2:09.789
71	43.268	2:12.544
994	43.944	2:11.908
68	45.758	2:11.740
166	46.689	2:12.347
99	47.473	2:17.227
74	51.649	2:14.888
89	56.797	2:13.970
44	58.240	2:15.771
67	58.773	2:15.900
26	59.353	2:15.556
137	1:10.408	2:16.765
66	1:10.601	2:16.491
51	1:11.006	2:17.098
27	1:13.645	2:18.708
13	1:13.676	2:19.861
40	1:14.956	2:19.380
78	1:15.429	2:18.583
110	1:30.298	2:23.952

#### LAP 5 @ 10:37:28.059

NO	BEHIND	LAP TIME
1		2:02.268

17	10.971	2:04.784
69	13.236	2:04.259
151	19.585	2:05.378
81	29.521	2:07.214
77	30.449	2:08.575
7	48.360	2:09.621
58	48.908	2:10.524
71	49.262	2:08.262
994	54.539	2:12.863
68	55.754	2:12.264
166	56.586	2:12.165
74	1:04.315	2:14.934
89	1:09.395	2:14.866
44	1:10.771	2:14.799
67	1:11.251	2:14.746
26	1:13.279	2:16.194
137	1:23.860	2:15.720
66	1:24.822	2:16.489
51	1:25.752	2:17.014
27	1:26.494	2:15.117
13	1:31.322	2:19.914
78	1:32.080	2:18.919
40	1:32.551	2:19.863
110	1:51.666	2:23.636

994	1:14.426	2:12.328
68	1:15.461	2:12.969
74	1:28.063	2:15.414
89	1:29.013	2:12.875
67	1:32.677	2:13.542
44	1:32.747	2:13.840
26	1:41.283	2:17.806
137	1:48.839	2:14.811
66	1:50.532	2:16.047
51	1:50.938	2:15.050
27	1:52.070	2:15.587
40	2:01.319	2:16.087
78	2:02.574	2:16.715
13	2:10.326	2:22.712

#### LAP 6 @ 10:39:30.366

NO	BEHIND	LAP TIME
1		2:02.307
17	15.516	2:06.852
69	15.653	2:04.724
151	23.191	2:05.913
81	35.768	2:08.554
77	35.857	2:07.715
7	55.123	2:09.070
71	55.194	2:08.239
58	56.924	2:10.323
994	1:05.015	2:12.783
68	1:05.409	2:11.962
166	1:05.711	2:11.432
74	1:15.566	2:13.558
89	1:19.055	2:11.967
44	1:21.824	2:13.360
67	1:22.052	2:13.108
26	1:26.394	2:15.422
137	1:36.945	2:15.392
66	1:37.402	2:14.887
51	1:38.805	2:15.360
27	1:39.400	2:15.213
40	1:48.149	2:17.905
78	1:48.776	2:19.003
13	1:50.531	2:21.516

#### LAP 7 @ 10:41:33.283

NO	BEHIND	LAP TIME
1		2:02.917
110	1 Lap	2:22.910
17	18.513	2:05.914
69	18.805	2:06.069
151	25.343	2:05.069
77	39.678	2:06.738
81	39.920	2:07.069
71	1:00.103	2:07.826
7	1:01.508	2:09.302
58	1:03.940	2:09.933
166	1:14.041	2:11.247

# BMCRC - MRO Championships 2023 - Rnd 7 @ Snetterton

## BMCRC Thunderbike Sport & BMCRC SuperTwins

### RACE 4 - POSITION CHART

No	Name	Lap Pos	Lap						
			1	2	3	4	5	6	7
1	HILL	1	1	1	1	1	1	1	1
69	RUSSO	2	17	17	97	17	17	17	17
97	MANN	3	97	97	17	69	69	69	69
17	DOWNES	4	69	69	69	151	151	151	151
48	WALLIS	5	151	151	151	48	81	81	77
151	DENYER	6	81	81	81	77	77	77	81
81	MAY	7	77	48	48	81	7	7	71
77	MAY	8	48	77	77	58	58	71	7
43	WALKEY	9	7	99	99	7	71	58	58
606	ANDERTON	10	58	7	58	71	994	994	166
71	ROBINSON	11	994	58	71	994	68	68	994
166	BAKER	12	99	994	7	68	166	166	68
99	BELLOTTI	13	74	71	994	166	74	74	74
7	TAYLOR	14	68	68	68	99	89	89	89
68	HILL	15	166	166	166	74	44	44	67
74	BLACK	16	89	74	74	89	67	67	44
89	STRILLOZZI	17	71	44	44	44	26	26	26
994	HOWARD	18	67	67	89	67	137	137	137
26	DARBY	19	44	26	67	26	66	66	66
44	PARKER	20	26	89	26	137	51	51	51
67	HARVEY	21	13	13	137	66	27	27	27
114	BATE	22	40	51	13	51	13	40	40
40	WILKINSON	23	51	137	51	27	78	78	78
137	McPHERSON	24	137	40	66	13	40	13	13
51	BEESELEY	25	78	66	27	40	110	110	
78	FRAMPTON	26	27	27	40	78			
66	SMITH	27	66	78	78	110			
110	CRUMPTON	28	110	110	110				
13	WOLFF	29							
58	ALLEN	30							
27	BETTIS	31							

# BMCRC - MRO Championships 2023 - Rnd 7 @ Snetterton

## BMCRC Thunderbike Sport & BMCRC SuperTwins

### RACE 4 - SECTOR ANALYSIS



SECTOR 1 = FL to I1, SECTOR 2 = I1 to FL, DIFF = Difference To Personal Best Lap, P = Crossed Finish Line in Pit Lane, D = Time Disallowed

P1		1		Jeremy HILL		Yamaha R6 - Silver Arrows Racing / LT-Info.com	
IDEAL LAP TIME : 2:01.415		BEST LAP TIME : 2:01.514		DIFFERENCE : 0.099			
LAP	SECTOR 1	SECTOR 2	LAP TIME	MPH	DIFF	TIME OF DAY	
1 -		40.422	2:06.472	84.50	4.958	10:29:19.644	
2 -	<b>1:20.998</b>	40.516	<b>2:01.514 (1)</b>	<b>87.95</b>		<b>10:31:21.158</b>	
3 -	1:21.808	40.506	2:02.314	87.38	0.800	10:33:23.472	
4 -	1:21.902	<b>40.417</b>	2:02.319	87.37	0.805	10:35:25.791	
5 -	1:21.825	40.443	2:02.268 (2)	87.41	0.754	10:37:28.059	
6 -	1:21.663	40.644	2:02.307 (3)	87.38	0.793	10:39:30.366	
7 -	1:21.949	40.968	2:02.917	86.95	1.403	10:41:33.283	

P2		17 SUP		Tommy DOWNES		Yamaha R7 -	
IDEAL LAP TIME : 2:03.430		BEST LAP TIME : 2:03.743		DIFFERENCE : 0.313			
LAP	SECTOR 1	SECTOR 2	LAP TIME	MPH	DIFF	TIME OF DAY	
1 -		<b>41.032</b>	2:09.706	82.40	5.963	10:29:22.878	
2 -	1:22.821	41.056	2:03.877 (3)	86.27	0.134	10:31:26.755	
3 -	1:22.443	41.305	2:03.748 (2)	86.36	0.005	10:33:30.503	
4 -	<b>1:22.398</b>	41.345	<b>2:03.743 (1)</b>	<b>86.37</b>		<b>10:35:34.246</b>	
5 -	1:23.541	41.243	2:04.784	85.65	1.041	10:37:39.030	
6 -	1:24.302	42.550	2:06.852	84.25	3.109	10:39:45.882	
7 -	1:24.224	41.690	2:05.914	84.88	2.171	10:41:51.796	

P3		69		Tony RUSSO		Yamaha R6 - Wymark Lubricants	
IDEAL LAP TIME : 2:03.659		BEST LAP TIME : 2:03.659		DIFFERENCE : 0.000			
LAP	SECTOR 1	SECTOR 2	LAP TIME	MPH	DIFF	TIME OF DAY	
1 -		41.775	2:11.817	81.08	8.158	10:29:24.989	
2 -	1:23.053	41.397	2:04.450	85.88	0.791	10:31:29.439	
3 -	<b>1:22.595</b>	<b>41.064</b>	<b>2:03.659 (1)</b>	<b>86.43</b>		<b>10:33:33.098</b>	
4 -	1:22.812	41.126	2:03.938 (2)	86.23	0.279	10:35:37.036	
5 -	1:22.857	41.402	2:04.259 (3)	86.01	0.600	10:37:41.295	
6 -	1:23.243	41.481	2:04.724	85.69	1.065	10:39:46.019	
7 -	1:24.504	41.565	2:06.069	84.77	2.410	10:41:52.088	

P4		151		Andrew DENYER		Yamaha OW01 - me	
IDEAL LAP TIME : 2:05.029		BEST LAP TIME : 2:05.069		DIFFERENCE : 0.040			
LAP	SECTOR 1	SECTOR 2	LAP TIME	MPH	DIFF	TIME OF DAY	
1 -		42.091	2:12.052	80.93	6.983	10:29:25.224	
2 -	1:24.052	42.009	2:06.061	84.78	0.992	10:31:31.285	
3 -	<b>1:23.356</b>	41.922	2:05.278 (2)	85.31	0.209	10:33:36.563	
4 -	1:23.881	41.822	2:05.703	85.02	0.634	10:35:42.266	
5 -	1:23.585	41.793	2:05.378 (3)	85.24	0.309	10:37:47.644	
6 -	1:24.170	41.743	2:05.913	84.88	0.844	10:39:53.557	
7 -	1:23.396	<b>41.673</b>	<b>2:05.069 (1)</b>	<b>85.45</b>		<b>10:41:58.626</b>	

P5		77		David MAY		Suzuki GSXR600 - Orchard cooling/ team Silver Arrows	
IDEAL LAP TIME : 2:06.629		BEST LAP TIME : 2:06.738		DIFFERENCE : 0.109			
LAP	SECTOR 1	SECTOR 2	LAP TIME	MPH	DIFF	TIME OF DAY	
1 -		42.183	2:14.052	79.73	7.314	10:29:27.224	
2 -	1:25.555	42.450	2:08.005	83.49	1.267	10:31:35.229	
3 -	1:25.381	<b>42.079</b>	2:07.460 (3)	83.85	0.722	10:33:42.689	
4 -	1:25.124	42.120	2:07.244 (2)	83.99	0.506	10:35:49.933	
5 -	1:25.941	42.634	2:08.575	83.12	1.837	10:37:58.508	
6 -	1:25.351	42.364	2:07.715	83.68	0.977	10:40:06.223	
7 -	<b>1:24.550</b>	42.188	<b>2:06.738 (1)</b>	<b>84.33</b>		<b>10:42:12.961</b>	

# BMCRC - MRO Championships 2023 - Rnd 7 @ Snetterton

## BMCRC Thunderbike Sport & BMCRC SuperTwins

### RACE 4 - SECTOR ANALYSIS



SECTOR 1 = FL to I1, SECTOR 2 = I1 to FL, DIFF = Difference To Personal Best Lap, P = Crossed Finish Line in Pit Lane, D = Time Disallowed

P6 81 Malvern MAY		Honda CBR600RR - IMP racing				
IDEAL LAP TIME : 2:06.949		BEST LAP TIME : 2:07.069		DIFFERENCE : 0.120		
LAP	SECTOR 1	SECTOR 2	LAP TIME	MPH	DIFF	TIME OF DAY
1 -		42.151	2:13.714	79.93	6.645	10:29:26.886
2 -	1:24.926	42.786	2:07.712	83.68	0.643	10:31:34.598
3 -	1:24.925	42.235	2:07.160 (2)	84.05	0.091	10:33:41.758
4 -	1:26.201	42.407	2:08.608	83.10	1.539	10:35:50.366
5 -	<b>1:24.817</b>	42.397	2:07.214 (3)	84.01	0.145	10:37:57.580
6 -	1:25.779	42.775	2:08.554	83.14	1.485	10:40:06.134
7 -	1:24.937	<b>42.132</b>	<b>2:07.069 (1)</b>	<b>84.11</b>		<b>10:42:13.203</b>

P7 71 R James ROBINSON		Yamaha R6 - DUKE Distribution Ltd				
IDEAL LAP TIME : 2:07.322		BEST LAP TIME : 2:07.826		DIFFERENCE : 0.504		
LAP	SECTOR 1	SECTOR 2	LAP TIME	MPH	DIFF	TIME OF DAY
1 -		44.454	2:24.719	73.85	16.893	10:29:37.891
2 -	1:26.348	43.095	2:09.443	82.56	1.617	10:31:47.334
3 -	1:26.338	42.843	2:09.181	82.73	1.355	10:33:56.515
4 -	1:29.364	43.180	2:12.544	80.63	4.718	10:36:09.059
5 -	1:25.881	<b>42.381</b>	2:08.262 (3)	83.33	0.436	10:38:17.321
6 -	1:25.565	42.674	2:08.239 (2)	83.34	0.413	10:40:25.560
7 -	<b>1:24.941</b>	42.885	<b>2:07.826 (1)</b>	<b>83.61</b>		<b>10:42:33.386</b>

P8 7 R Darren TAYLOR		Kawasaki ZX6R -				
IDEAL LAP TIME : 2:08.730		BEST LAP TIME : 2:09.070		DIFFERENCE : 0.340		
LAP	SECTOR 1	SECTOR 2	LAP TIME	MPH	DIFF	TIME OF DAY
1 -		44.463	2:21.185	75.70	12.115	10:29:34.357
2 -	1:27.254	43.626	2:10.880	81.66	1.810	10:31:45.237
3 -	1:27.692	44.080	2:11.772	81.11	2.702	10:33:57.009
4 -	1:26.566	43.223	2:09.789	82.34	0.719	10:36:06.798
5 -	1:26.387	43.234	2:09.621 (3)	82.45	0.551	10:38:16.419
6 -	<b>1:25.775</b>	43.295	<b>2:09.070 (1)</b>	<b>82.80</b>		<b>10:40:25.489</b>
7 -	1:26.347	<b>42.955</b>	2:09.302 (2)	82.65	0.232	10:42:34.791

P9 58 SUP Michael ALLEN		Kawasaki ER6 -				
IDEAL LAP TIME : 2:09.657		BEST LAP TIME : 2:09.933		DIFFERENCE : 0.276		
LAP	SECTOR 1	SECTOR 2	LAP TIME	MPH	DIFF	TIME OF DAY
1 -		44.112	2:21.272	75.65	11.339	10:29:34.444
2 -	1:27.184	43.640	2:10.824	81.69	0.891	10:31:45.268
3 -	1:27.452	43.634	2:11.086	81.53	1.153	10:33:56.354
4 -	1:26.957	<b>43.132</b>	2:10.089 (2)	82.15	0.156	10:36:06.443
5 -	1:26.711	43.813	2:10.524	81.88	0.591	10:38:16.967
6 -	1:27.032	43.291	2:10.323 (3)	82.01	0.390	10:40:27.290
7 -	<b>1:26.525</b>	43.408	<b>2:09.933 (1)</b>	<b>82.25</b>		<b>10:42:37.223</b>

P10 166 Nik BAKER		Suzuki SV650 - K66, DMR customs				
IDEAL LAP TIME : 2:10.499		BEST LAP TIME : 2:11.214		DIFFERENCE : 0.715		
LAP	SECTOR 1	SECTOR 2	LAP TIME	MPH	DIFF	TIME OF DAY
1 -		44.799	2:22.897	74.79	11.683	10:29:36.069
2 -	1:28.790	44.060	2:12.850	80.45	1.636	10:31:48.919
3 -	<b>1:27.505</b>	43.709	<b>2:11.214 (1)</b>	<b>81.45</b>		<b>10:34:00.133</b>
4 -	1:28.642	43.705	2:12.347	80.75	1.133	10:36:12.480
5 -	1:28.753	43.412	2:12.165	80.86	0.951	10:38:24.645
6 -	1:27.846	43.586	2:11.432 (3)	81.32	0.218	10:40:36.077
7 -	1:28.253	<b>42.994</b>	2:11.247 (2)	81.43	0.033	10:42:47.324

# BMCRC - MRO Championships 2023 - Rnd 7 @ Snetterton

## BMCRC Thunderbike Sport & BMCRC SuperTwins

### RACE 4 - SECTOR ANALYSIS



SECTOR 1 = FL to I1, SECTOR 2 = I1 to FL, DIFF = Difference To Personal Best Lap, P = Crossed Finish Line in Pit Lane, D = Time Disallowed

P11 994 R		Adrian HOWARD		Suzuki GSXR 600 - Geary Roofing & Building Services		
IDEAL LAP TIME : 2:10.986		BEST LAP TIME : 2:11.489		DIFFERENCE : 0.503		
LAP	SECTOR 1	SECTOR 2	LAP TIME	MPH	DIFF	TIME OF DAY
1 -		44.588	2:21.309	75.63	9.820	10:29:34.481
2 -	1:28.397	<b>43.460</b>	2:11.857 (2)	81.05	0.368	10:31:46.338
3 -	<b>1:27.526</b>	43.963	<b>2:11.489 (1)</b>	<b>81.28</b>		<b>10:33:57.827</b>
4 -	1:28.096	43.812	2:11.908 (3)	81.02	0.419	10:36:09.735
5 -	1:28.518	44.345	2:12.863	80.44	1.374	10:38:22.598
6 -	1:28.360	44.423	2:12.783	80.49	1.294	10:40:35.381
7 -	1:28.618	43.710	2:12.328	80.76	0.839	10:42:47.709

P12 68		Mark HILL		Ducati S2R - Mhp exhausts		
IDEAL LAP TIME : 2:11.613		BEST LAP TIME : 2:11.740		DIFFERENCE : 0.127		
LAP	SECTOR 1	SECTOR 2	LAP TIME	MPH	DIFF	TIME OF DAY
1 -		44.915	2:22.761	74.86	11.021	10:29:35.933
2 -	<b>1:27.683</b>	44.065	2:11.748 (2)	81.12	0.008	10:31:47.681
3 -	1:27.767	44.361	2:12.128	80.89	0.388	10:33:59.809
4 -	1:27.810	<b>43.930</b>	<b>2:11.740 (1)</b>	<b>81.13</b>		<b>10:36:11.549</b>
5 -	1:28.291	43.973	2:12.264	80.80	0.524	10:38:23.813
6 -	1:27.705	44.257	2:11.962 (3)	80.99	0.222	10:40:35.775
7 -	1:28.565	44.404	2:12.969	80.38	1.229	10:42:48.744

P13 74 SUP		Daniel BLACK		Suzuki SV650 - DAD		
IDEAL LAP TIME : 2:12.384		BEST LAP TIME : 2:12.812		DIFFERENCE : 0.428		
LAP	SECTOR 1	SECTOR 2	LAP TIME	MPH	DIFF	TIME OF DAY
1 -		45.596	2:22.646	74.92	9.834	10:29:35.818
2 -	1:29.913	44.009	2:13.922 (3)	79.80	1.110	10:31:49.740
3 -	<b>1:28.468</b>	44.344	<b>2:12.812 (1)</b>	<b>80.47</b>		<b>10:34:02.552</b>
4 -	1:30.499	44.389	2:14.888	79.23	2.076	10:36:17.440
5 -	1:31.018	<b>43.916</b>	2:14.934	79.20	2.122	10:38:32.374
6 -	1:29.188	44.370	2:13.558 (2)	80.02	0.746	10:40:45.932
7 -	1:29.857	45.557	2:15.414	78.92	2.602	10:43:01.346

P14 89 R		Marco STRILLOZZI		Yamaha R6 - KLUAPP.COM		
IDEAL LAP TIME : 2:11.967		BEST LAP TIME : 2:11.967		DIFFERENCE : 0.000		
LAP	SECTOR 1	SECTOR 2	LAP TIME	MPH	DIFF	TIME OF DAY
1 -		44.686	2:23.291	74.58	11.324	10:29:36.463
2 -	1:33.984	44.694	2:18.678	77.07	6.711	10:31:55.141
3 -	1:28.810	44.667	2:13.477 (3)	80.07	1.510	10:34:08.618
4 -	1:29.553	44.417	2:13.970	79.77	2.003	10:36:22.588
5 -	1:30.275	44.591	2:14.866	79.24	2.899	10:38:37.454
6 -	<b>1:27.877</b>	<b>44.090</b>	<b>2:11.967 (1)</b>	<b>80.99</b>		<b>10:40:49.421</b>
7 -	1:28.421	44.454	2:12.875 (2)	80.43	0.908	10:43:02.296

P15 67 R		Simon HARVEY		Suzuki SV650 -		
IDEAL LAP TIME : 2:12.650		BEST LAP TIME : 2:13.108		DIFFERENCE : 0.458		
LAP	SECTOR 1	SECTOR 2	LAP TIME	MPH	DIFF	TIME OF DAY
1 -		44.719	2:24.890	73.76	11.782	10:29:38.062
2 -	1:30.804	44.840	2:15.644	78.79	2.536	10:31:53.706
3 -	1:29.973	44.985	2:14.958	79.19	1.850	10:34:08.664
4 -	1:29.997	45.903	2:15.900	78.64	2.792	10:36:24.564
5 -	1:29.949	44.797	2:14.746 (3)	79.32	1.638	10:38:39.310
6 -	1:29.081	<b>44.027</b>	<b>2:13.108 (1)</b>	<b>80.29</b>		<b>10:40:52.418</b>
7 -	<b>1:28.623</b>	44.919	2:13.542 (2)	80.03	0.434	10:43:05.960

# BMCRC - MRO Championships 2023 - Rnd 7 @ Snetterton

## BMCRC Thunderbike Sport & BMCRC SuperTwins

### RACE 4 - SECTOR ANALYSIS



SECTOR 1 = FL to I1, SECTOR 2 = I1 to FL, DIFF = Difference To Personal Best Lap, P = Crossed Finish Line in Pit Lane, D = Time Disallowed

P16 44 SUP Tony PARKER		Kawasaki ER650RR - insta/youtube 44notpol				
IDEAL LAP TIME : 2:13.238		BEST LAP TIME : 2:13.360				
		DIFFERENCE : 0.122				
LAP	SECTOR 1	SECTOR 2	LAP TIME	MPH	DIFF	TIME OF DAY
1 -		45.207	2:25.707	73.35	12.347	10:29:38.879
2 -	1:29.941	44.402	2:14.343 (3)	79.55	0.983	10:31:53.222
3 -	1:30.173	44.865	2:15.038	79.14	1.678	10:34:08.260
4 -	1:30.148	45.623	2:15.771	78.72	2.411	10:36:24.031
5 -	1:30.174	44.625	2:14.799	79.28	1.439	10:38:38.830
6 -	1:29.082	<b>44.278</b>	<b>2:13.360 (1)</b>	<b>80.14</b>		<b>10:40:52.190</b>
7 -	<b>1:28.960</b>	44.880	2:13.840 (2)	79.85	0.480	10:43:06.030

P17 26 SUP Piers DARBY		Suzuki SV650 - Darby Racing				
IDEAL LAP TIME : 2:14.861		BEST LAP TIME : 2:14.926				
		DIFFERENCE : 0.065				
LAP	SECTOR 1	SECTOR 2	LAP TIME	MPH	DIFF	TIME OF DAY
1 -		45.518	2:26.320	73.04	11.394	10:29:39.492
2 -	<b>1:29.751</b>	45.175	<b>2:14.926 (1)</b>	<b>79.21</b>		<b>10:31:54.418</b>
3 -	1:29.919	45.251	2:15.170 (2)	79.07	0.244	10:34:09.588
4 -	1:30.198	45.358	2:15.556	78.84	0.630	10:36:25.144
5 -	1:31.084	<b>45.110</b>	2:16.194	78.47	1.268	10:38:41.338
6 -	1:29.865	45.557	2:15.422 (3)	78.92	0.496	10:40:56.760
7 -	1:31.784	46.022	2:17.806	77.55	2.880	10:43:14.566

P18 137 R Colin McPHERSON		Yamaha R6 -				
IDEAL LAP TIME : 2:14.811		BEST LAP TIME : 2:14.811				
		DIFFERENCE : 0.000				
LAP	SECTOR 1	SECTOR 2	LAP TIME	MPH	DIFF	TIME OF DAY
1 -		46.447	2:30.069	71.22	15.258	10:29:43.241
2 -	1:31.273	46.395	2:17.668	77.63	2.857	10:32:00.909
3 -	1:31.886	46.639	2:18.525	77.15	3.714	10:34:19.434
4 -	1:30.652	46.113	2:16.765	78.14	1.954	10:36:36.199
5 -	1:30.216	45.504	2:15.720 (3)	78.75	0.909	10:38:51.919
6 -	1:29.673	45.719	2:15.392 (2)	78.94	0.581	10:41:07.311
7 -	<b>1:29.554</b>	<b>45.257</b>	<b>2:14.811 (1)</b>	<b>79.28</b>		<b>10:43:22.122</b>

P19 66 Mark SMITH		Yamaha R6 - IMP RACING				
IDEAL LAP TIME : 2:14.715		BEST LAP TIME : 2:14.887				
		DIFFERENCE : 0.172				
LAP	SECTOR 1	SECTOR 2	LAP TIME	MPH	DIFF	TIME OF DAY
1 -		46.292	2:31.431	70.58	16.544	10:29:44.603
2 -	1:30.922	46.513	2:17.435	77.76	2.548	10:32:02.038
3 -	1:31.278	46.585	2:17.863	77.52	2.976	10:34:19.901
4 -	1:31.013	45.478	2:16.491	78.30	1.604	10:36:36.392
5 -	1:31.133	45.356	2:16.489 (3)	78.30	1.602	10:38:52.881
6 -	<b>1:29.865</b>	45.022	<b>2:14.887 (1)</b>	<b>79.23</b>		<b>10:41:07.768</b>
7 -	1:31.197	<b>44.850</b>	2:16.047 (2)	78.56	1.160	10:43:23.815

P20 51 Paul BEESLEY		Yamaha R6 -				
IDEAL LAP TIME : 2:15.050		BEST LAP TIME : 2:15.050				
		DIFFERENCE : 0.000				
LAP	SECTOR 1	SECTOR 2	LAP TIME	MPH	DIFF	TIME OF DAY
1 -		46.203	2:28.926	71.76	13.876	10:29:42.098
2 -	1:32.069	46.526	2:18.595	77.11	3.545	10:32:00.693
3 -	1:32.438	46.568	2:19.006	76.88	3.956	10:34:19.699
4 -	1:31.447	45.651	2:17.098	77.95	2.048	10:36:36.797
5 -	1:31.467	45.547	2:17.014 (3)	78.00	1.964	10:38:53.811
6 -	1:30.362	44.998	2:15.360 (2)	78.96	0.310	10:41:09.171
7 -	<b>1:30.182</b>	<b>44.868</b>	<b>2:15.050 (1)</b>	<b>79.14</b>		<b>10:43:24.221</b>

# BMCRC - MRO Championships 2023 - Rnd 7 @ Snetterton

## BMCRC Thunderbike Sport & BMCRC SuperTwins

### RACE 4 - SECTOR ANALYSIS



SECTOR 1 = FL to I1, SECTOR 2 = I1 to FL, DIFF = Difference To Personal Best Lap, P = Crossed Finish Line in Pit Lane, D = Time Disallowed

P21 27 R		Jack BETTIS		Suzuki SV650 - NB Toolmaking			
IDEAL LAP TIME : 2:15.117		BEST LAP TIME : 2:15.117		DIFFERENCE : 0.000			
LAP	SECTOR 1	SECTOR 2	LAP TIME	MPH	DIFF	TIME OF DAY	
1 -		46.492	2:31.380	70.60	16.263	10:29:44.552	
2 -	1:31.955	45.982	2:17.937	77.48	2.820	10:32:02.489	
3 -	1:31.466	46.773	2:18.239	77.31	3.122	10:34:20.728	
4 -	1:32.421	46.287	2:18.708	77.05	3.591	10:36:39.436	
5 -	<b>1:30.279</b>	<b>44.838</b>	<b>2:15.117 (1)</b>	<b>79.10</b>		<b>10:38:54.553</b>	
6 -	1:30.365	44.848	2:15.213 (2)	79.04	0.096	10:41:09.766	
7 -	1:30.438	45.149	2:15.587 (3)	78.82	0.470	10:43:25.353	

P22 40 SUP		Simon WILKINSON		Suzuki SV650 - S P Wilkinson Engineering Ltd			
IDEAL LAP TIME : 2:16.087		BEST LAP TIME : 2:16.087		DIFFERENCE : 0.000			
LAP	SECTOR 1	SECTOR 2	LAP TIME	MPH	DIFF	TIME OF DAY	
1 -		47.035	2:28.852	71.80	12.765	10:29:42.024	
2 -	1:32.477	47.464	2:19.941	76.37	3.854	10:32:01.965	
3 -	1:32.839	46.563	2:19.402	76.67	3.315	10:34:21.367	
4 -	1:32.125	47.255	2:19.380 (3)	76.68	3.293	10:36:40.747	
5 -	1:32.558	47.305	2:19.863	76.41	3.776	10:39:00.610	
6 -	1:32.081	45.824	2:17.905 (2)	77.50	1.818	10:41:18.515	
7 -	<b>1:30.682</b>	<b>45.405</b>	<b>2:16.087 (1)</b>	<b>78.53</b>		<b>10:43:34.602</b>	

P23 78		Tim FRAMPTON		Suzuki SV650 - K66			
IDEAL LAP TIME : 2:16.715		BEST LAP TIME : 2:16.715		DIFFERENCE : 0.000			
LAP	SECTOR 1	SECTOR 2	LAP TIME	MPH	DIFF	TIME OF DAY	
1 -		46.637	2:31.339	70.62	14.624	10:29:44.511	
2 -	1:32.437	47.176	2:19.613	76.55	2.898	10:32:04.124	
3 -	1:32.089	46.424	2:18.513 (2)	77.16	1.798	10:34:22.637	
4 -	1:31.819	46.764	2:18.583 (3)	77.12	1.868	10:36:41.220	
5 -	1:32.145	46.774	2:18.919	76.93	2.204	10:39:00.139	
6 -	1:32.582	46.421	2:19.003	76.89	2.288	10:41:19.142	
7 -	<b>1:30.672</b>	<b>46.043</b>	<b>2:16.715 (1)</b>	<b>78.17</b>		<b>10:43:35.857</b>	

P24 13		Jack WOLFF		Yamaha R6 - Nym Technologies Racing			
IDEAL LAP TIME : 2:18.251		BEST LAP TIME : 2:18.331		DIFFERENCE : 0.080			
LAP	SECTOR 1	SECTOR 2	LAP TIME	MPH	DIFF	TIME OF DAY	
1 -		<b>47.009</b>	2:28.492	71.97	10.161	10:29:41.664	
2 -	<b>1:31.242</b>	47.089	<b>2:18.331 (1)</b>	<b>77.26</b>		<b>10:31:59.995</b>	
3 -	1:32.370	47.241	2:19.611 (2)	76.55	1.280	10:34:19.606	
4 -	1:32.727	47.134	2:19.861 (3)	76.41	1.530	10:36:39.467	
5 -	1:32.718	47.196	2:19.914	76.39	1.583	10:38:59.381	
6 -	1:34.201	47.315	2:21.516	75.52	3.185	10:41:20.897	
7 -	1:33.803	48.909	2:22.712	74.89	4.381	10:43:43.609	

P25 110 R		Michael CRUMPTON		Honda CBR600RR -			
IDEAL LAP TIME : 2:21.129		BEST LAP TIME : 2:22.176		DIFFERENCE : 1.047			
LAP	SECTOR 1	SECTOR 2	LAP TIME	MPH	DIFF	TIME OF DAY	
1 -		<b>46.866</b>	2:33.861	69.46	11.685	10:29:47.033	
2 -	1:34.504	48.424	2:22.928 (3)	74.77	0.752	10:32:09.961	
3 -	<b>1:34.263</b>	47.913	<b>2:22.176 (1)</b>	<b>75.17</b>		<b>10:34:32.137</b>	
4 -	1:36.002	47.950	2:23.952	74.24	1.776	10:36:56.089	
5 -	1:35.472	48.164	2:23.636	74.41	1.460	10:39:19.725	
6 -	1:35.511	47.399	2:22.910 (2)	74.78	0.734	10:41:42.635	

# BMCRC - MRO Championships 2023 - Rnd 7 @ Snetterton

## BMCRC Thunderbike Sport & BMCRC SuperTwins

### RACE 4 - SECTOR ANALYSIS



SECTOR 1 = FL to I1, SECTOR 2 = I1 to FL, DIFF = Difference To Personal Best Lap, P = Crossed Finish Line in Pit Lane, D = Time Disallowed

<b>P26 48</b>		<b>Shaun WALLIS</b>		Yamaha R6 - MBC Despatch Racing			
IDEAL LAP TIME : 2:06.131		BEST LAP TIME : 2:06.985		DIFFERENCE : 0.854			
LAP	SECTOR 1	SECTOR 2	LAP TIME	MPH	DIFF	TIME OF DAY	
1 -		<b>42.131</b>	2:14.726	79.33	7.741	10:29:27.898	
2 -	<b>1:24.000</b>	42.985	<b>2:06.985 (1)</b>	<b>84.16</b>		<b>10:31:34.883</b>	
3 -	1:24.638	42.516	2:07.154 (2)	84.05	0.169	10:33:42.037	
4 -	1:25.001	42.641	2:07.642 (3)	83.73	0.657	10:35:49.679	

<b>P27 99</b>		<b>Lee BELLOTTI</b>		Kawasaki ZX6R - Linda Bellotti (MuM), Indeco UK, MarBel Trans			
IDEAL LAP TIME : 2:09.798		BEST LAP TIME : 2:09.798		DIFFERENCE : 0.000			
LAP	SECTOR 1	SECTOR 2	LAP TIME	MPH	DIFF	TIME OF DAY	
1 -		44.764	2:21.497	75.53	11.699	10:29:34.669	
2 -	<b>1:26.443</b>	<b>43.355</b>	<b>2:09.798 (1)</b>	<b>82.34</b>		<b>10:31:44.467</b>	
3 -	1:27.622	43.948	2:11.570 (2)	81.23	1.772	10:33:56.037	
4 -	1:32.906	44.321	2:17.227 (3)	77.88	7.429	10:36:13.264	

<b>P28 97</b>		<b>Alex MANN</b>		Honda CBR600RR - Michael Jones Jeweller, Esprit Group, Carl			
IDEAL LAP TIME : 2:03.011		BEST LAP TIME : 2:03.294		DIFFERENCE : 0.283			
LAP	SECTOR 1	SECTOR 2	LAP TIME	MPH	DIFF	TIME OF DAY	
1 -		<b>40.851</b>	2:10.173	82.10	6.879	10:29:23.345	
2 -	1:22.463	41.225	2:03.688 (2)	86.41	0.394	10:31:27.033	
3 -	<b>1:22.160</b>	41.134	<b>2:03.294 (1)</b>	<b>86.68</b>		<b>10:33:30.327</b>	



# BMCRC - MRO Championships 2023 - Rnd 7 @ Snetterton

## BMCRC Thunderbike Sport & BMCRC SuperTwins

### RACE 4 - BEST SECTORS

SECTOR 1				SECTOR 2				IDEAL / BEST COMPARISON				
POS	NO	NAME	TIME	NO	NAME	TIME	POS	NO	NAME	IDEAL	BEST	DIFF
									<b>PERFECT LAP</b>	<b>2:01.415</b>		
1	1	HILL	1:20.998	1	HILL	40.417	1	1	HILL	2:01.415	2:01.514	0.099
2	97	MANN	1:22.160	97	MANN	40.851	2	97	MANN	2:03.011	2:03.294	0.283
3	17	DOWNES	1:22.398	17	DOWNES	41.032	3	17	DOWNES	2:03.430	2:03.743	0.313
4	69	RUSSO	1:22.595	69	RUSSO	41.064	4	69	RUSSO	2:03.659	2:03.659	0.000
5	151	DENYER	1:23.356	151	DENYER	41.673	5	151	DENYER	2:05.029	2:05.069	0.040
6	48	WALLIS	1:24.000	77	MAY	42.079	6	48	WALLIS	2:06.131	2:06.985	0.854
7	77	MAY	1:24.550	48	WALLIS	42.131	7	77	MAY	2:06.629	2:06.738	0.109
8	81	MAY	1:24.817	81	MAY	42.132	8	81	MAY	2:06.949	2:07.069	0.120
9	71	ROBINSON	1:24.941	71	ROBINSON	42.381	9	71	ROBINSON	2:07.322	2:07.826	0.504
10	7	TAYLOR	1:25.775	7	TAYLOR	42.955	10	7	TAYLOR	2:08.730	2:09.070	0.340
11	99	BELLOTTI	1:26.443	166	BAKER	42.994	11	58	ALLEN	2:09.657	2:09.933	0.276
12	58	ALLEN	1:26.525	58	ALLEN	43.132	12	99	BELLOTTI	2:09.798	2:09.798	0.000
13	166	BAKER	1:27.505	99	BELLOTTI	43.355	13	166	BAKER	2:10.499	2:11.214	0.715
14	994	HOWARD	1:27.526	994	HOWARD	43.460	14	994	HOWARD	2:10.986	2:11.489	0.503
15	68	HILL	1:27.683	74	BLACK	43.916	15	68	HILL	2:11.613	2:11.740	0.127
16	89	STRILLOZZI	1:27.877	68	HILL	43.930	16	89	STRILLOZZI	2:11.967	2:11.967	0.000
17	74	BLACK	1:28.468	67	HARVEY	44.027	17	74	BLACK	2:12.384	2:12.812	0.428
18	67	HARVEY	1:28.623	89	STRILLOZZI	44.090	18	67	HARVEY	2:12.650	2:13.108	0.458
19	44	PARKER	1:28.960	44	PARKER	44.278	19	44	PARKER	2:13.238	2:13.360	0.122
20	137	McPHERSON	1:29.554	27	BETTIS	44.838	20	66	SMITH	2:14.715	2:14.887	0.172
21	26	DARBY	1:29.751	66	SMITH	44.850	21	137	McPHERSON	2:14.811	2:14.811	0.000
22	66	SMITH	1:29.865	51	BEESLEY	44.868	22	26	DARBY	2:14.861	2:14.926	0.065
23	51	BEESLEY	1:30.182	26	DARBY	45.110	23	51	BEESLEY	2:15.050	2:15.050	0.000
24	27	BETTIS	1:30.279	137	McPHERSON	45.257	24	27	BETTIS	2:15.117	2:15.117	0.000
25	78	FRAMPTON	1:30.672	40	WILKINSON	45.405	25	40	WILKINSON	2:16.087	2:16.087	0.000
26	40	WILKINSON	1:30.682	78	FRAMPTON	46.043	26	78	FRAMPTON	2:16.715	2:16.715	0.000
27	13	WOLFF	1:31.242	110	CRUMPTON	46.866	27	13	WOLFF	2:18.251	2:18.331	0.080
28	110	CRUMPTON	1:34.263	13	WOLFF	47.009	28	110	CRUMPTON	2:21.129	2:22.176	1.047
29												
30												
31												

# BMCRC - MRO Championships 2023 - Rnd 7 @ Snetterton

## BMCRC Thunderbike Sport & BMCRC SuperTwins

### RACE 4 - STATISTICS

**Competitors Started** 30  
**Planned Start** 2023-09-03 @ 10:25:00.000  
**Actual Start** 2023-09-03 @ 10:27:13.171  
**Finish Time** 2023-09-03 @ 10:41:33.282  
**Track Length** 2.9689mi.  
**Total Laps** 185  
**Total Distance Covered** 549.2486mi.

#### Session Fastest Lap History

NO	CL	NAME	LAP TIME	TIME OF DAY	LAP	VEHICLE
1		Jeremy HILL	<b>2:01.514</b>	10:31:21.161	2	Yamaha R6

#### Session Leader History

NO	CL	NAME	FROM LAP	LAPS LED	DISTANCE	VEHICLE
1		Jeremy HILL	1	7	20.78 miles	Yamaha R6

#### Flag History

TYPE	TIME OF DAY
GREEN	10:27:13.171
FINISH	10:41:33.282

#### Flag Statistics

TYPE	COUNT	TOTAL LAPS	TOTAL TIME
Green	1	7	16:33.397
Red	0	0	0.000
Safety Car	0	0	0.000
FCY	0	0	0.000

# BMCRC - MRO Championships 2023 - Rnd 7 @ Snetterton

## BMCRC Thunderbike Sport & BMCRC SuperTwins

### RACE 4 - STATISTICS

**CLASS :**

15 Starters

#### Fastest Lap History

NO	NAME	LAP TIME	TIME OF DAY	LAP	VEHICLE
1	Jeremy HILL	<b>2:01.514</b>	10:31:21.161	2	Yamaha R6

#### Leader History

NO	NAME	FROM LAP	LAPS LED	DISTANCE	VEHICLE
1	Jeremy HILL	1	7	20.78 miles	Yamaha R6

# BMCRC - MRO Championships 2023 - Rnd 7 @ Snetterton

## BMCRC Thunderbike Sport & BMCRC SuperTwins

### RACE 4 - STATISTICS

CLASS : R

9 Starters

#### Fastest Lap History

NO	NAME	LAP TIME	TIME OF DAY	LAP	VEHICLE
7	Darren TAYLOR	<b>2:10.880</b>	10:31:45.258	2	Kawasaki ZX6R
71	James ROBINSON	<b>2:09.443</b>	10:31:47.352	2	Yamaha R6
71	James ROBINSON	<b>2:09.181</b>	10:33:56.534	3	Yamaha R6
71	James ROBINSON	<b>2:08.262</b>	10:38:17.340	5	Yamaha R6
71	James ROBINSON	<b>2:08.239</b>	10:40:25.578	6	Yamaha R6
71	James ROBINSON	<b>2:07.826</b>	10:42:33.404	7	Yamaha R6

#### Leader History

NO	NAME	FROM LAP	LAPS LED	DISTANCE	VEHICLE
7	Darren TAYLOR	1	2	5.93 miles	Kawasaki ZX6R
71	James ROBINSON	3	1	2.96 miles	Yamaha R6
7	Darren TAYLOR	4	3	8.90 miles	Kawasaki ZX6R
71	James ROBINSON	7	1	2.96 miles	Yamaha R6

# BMCRC - MRO Championships 2023 - Rnd 7 @ Snetterton

## BMCRC Thunderbike Sport & BMCRC SuperTwins

### RACE 4 - STATISTICS

**CLASS : SUP**

6 Starters

#### Fastest Lap History

NO	NAME	LAP TIME	TIME OF DAY	LAP	VEHICLE
17	Tommy DOWNES	<b>2:03.877</b>	10:31:26.776	2	Yamaha R7
17	Tommy DOWNES	<b>2:03.748</b>	10:33:30.524	3	Yamaha R7
17	Tommy DOWNES	<b>2:03.743</b>	10:35:34.268	4	Yamaha R7

#### Leader History

NO	NAME	FROM LAP	LAPS LED	DISTANCE	VEHICLE
17	Tommy DOWNES	1	7	20.78 miles	Yamaha R7

# BMCRC - MRO Championships 2023 - Rnd 7 @ Snetterton

## BMCRC Thunderbike Sport & BMCRC SuperTwins

### RACE 15 - GRID (6 Laps)

ROW 11	33	11	Malcolm BATE	32	689	David TREVEIL	31	114	Richard BATE
ROW 10	30	110	Michael CRUMPTON	29	13	Jack WOLFF	28	78	Tim FRAMPTON
ROW 9	27	40	Simon WILKINSON	26	27	Jack BETTIS	25	51	Paul BEESLEY
ROW 8	24	26	Piers DARBY	23	66	Mark SMITH	22	137	Colin McPHERSON
ROW 7	21	44	Tony PARKER	20	67	Simon HARVEY	19	74	Daniel BLACK
ROW 6	18	89	Marco STRILLOZZI	17	68	Mark HILL	16	606	Jake ANDERTON
ROW 5	15	43	Colin WALKEY	14	994	Adrian HOWARD	13	166	Nik BAKER
ROW 4	12	58	Michael ALLEN	11	99	Lee BELLOTTI	10	7	Darren TAYLOR
ROW 3	9	71	James ROBINSON	8	81	Malvern MAY	7	48	Shaun WALLIS
ROW 2	6	77	David MAY	5	151	Andrew DENYER	4	17	Tommy DOWNES
ROW 1	3	69	Tony RUSSO	2	97	Alex MANN	1	1	Jeremy HILL
<b>Pole</b>									

Snetterton 300: 2.9689 miles

These results are provisional until the conclusion of any judicial and technical matters.

Clerk Of Course :	Stewards :	Timekeeper : <i>Craig Smith</i>
-------------------	------------	------------------------------------

Results can be found at [www.tsl-timing.com](http://www.tsl-timing.com)

Printed - 10:50 Sunday, 03 September 2023



# BMCRC - MRO Championships 2023 - Rnd 7 @ Snetterton



## BMCRC Thunderbike Sport & BMCRC SuperTwins

### RACE 15 - CLASSIFICATION

POS	NO	CL	PIC NAME	ENTRY	LAPS	TIME	GAP	DIFF	MPH	BEST	ON
1	1		1 Jeremy HILL	Yamaha R6 - Silver Arrows Racing / LT-Info.com	6	12:15.529			87.18	2:01.106	6
2	69		2 Tony RUSSO	Yamaha R6 - Wymark Lubricants	6	12:30.479	14.950	14.950	85.45	2:03.737	4
3	97		3 Alex MANN	Honda CBR600RR - Michael Jones Jeweller, Esprit	6	12:32.814	17.285	2.335	85.18	2:03.155	5
4	151		4 Andrew DENYER	Yamaha OW01 - me	6	12:36.208	20.679	3.394	84.80	2:03.885	6
5	77		5 David MAY	Suzuki GSXR600 - Orchard cooling/ team Silver Arrc	6	12:39.047	23.518	2.839	84.48	2:04.748	5
6	81		6 Malvern MAY	Honda CBR600RR - IMP racing	6	12:50.244	34.715	11.197	83.25	2:06.464	5
7	43		7 Colin WALKEY	Kawasaki ZX6R G2 - ELP Racing	6	12:53.223	37.694	2.979	82.93	2:06.233	4
8	48		8 Shaun WALLIS	Yamaha R6 - MBC Despatch Racing	6	12:58.404	42.875	5.181	82.38	2:07.427	2
9	71	R	1 James ROBINSON	Yamaha R6 - DUKE Distribution Ltd	6	13:01.107	45.578	2.703	82.09	2:06.275	6
10	606	R	2 Jake ANDERTON	Honda CBR600RR - CurrentElec Racing	6	13:02.441	46.912	1.334	81.95	2:07.224	6
11	7	R	3 Darren TAYLOR	Kawasaki ZX6R -	6	13:11.412	55.883	8.971	81.03	2:09.010	6
12	58	SUP	1 Michael ALLEN	Kawasaki ER6 -	6	13:11.838	56.309	0.426	80.98	2:09.932	5
13	68		9 Mark HILL	Ducati S2R - Mhp exhausts	6	13:16.110	1:00.581	4.272	80.55	2:11.084	3
14	994	R	4 Adrian HOWARD	Suzuki GSXR 600 - Geary Roofing & Building Servio	6	13:21.197	1:05.668	5.087	80.04	2:11.795	3
15	74	SUP	2 Daniel BLACK	Suzuki SV650 - DAD	6	13:25.806	1:10.277	4.609	79.58	2:11.485	3
16	89	R	5 Marco STRILLOZZI	Yamaha R6 - KLUAPP.COM	6	13:37.777	1:22.248	11.971	78.41	2:13.933	6
17	114		10 Richard BATE	Suzuki GSXR750 - TEAM PSR	6	13:38.326	1:22.797	0.549	78.36	2:12.931	4
18	44	SUP	3 Tony PARKER	Kawasaki ER650RR - insta/youtube 44notpol	6	13:42.435	1:26.906	4.109	77.97	2:14.737	5
19	51		11 Paul BEESLEY	Yamaha R6 -	6	13:43.822	1:28.293	1.387	77.84	2:14.672	5
20	137	R	6 Colin McPHERSON	Yamaha R6 -	6	13:48.510	1:32.981	4.688	77.40	2:14.942	6
21	67	R	7 Simon HARVEY	Suzuki SV650 -	6	13:49.612	1:34.083	1.102	77.29	2:15.729	3
22	66		12 Mark SMITH	Yamaha R6 - IMP RACING	6	14:03.797	1:48.268	14.185	75.99	2:16.124	5
23	40	SUP	4 Simon WILKINSON	Suzuki SV650 - S P Wilkinson Engineering Ltd	6	14:05.361	1:49.832	1.564	75.85	2:17.490	5
24	78		13 Tim FRAMPTON	Suzuki SV650 - K66	6	14:10.303	1:54.774	4.942	75.41	2:18.256	6
25	110	R	8 Michael CRUMPTON	Honda CBR600RR -	6	14:32.031	2:16.502	21.728	73.53	2:22.087	2

#### NOT CLASSIFIED

DNF	13		Jack WOLFF	Yamaha R6 - Nym Technologies Racing	4	9:31.454	2 Laps	2 Laps	74.81	2:20.264	2
-----	----	--	------------	-------------------------------------	---	----------	--------	--------	-------	----------	---

#### NOT STARTED

NS	17	SUP	Tommy DOWNES	Yamaha R7 -							
----	----	-----	--------------	-------------	--	--	--	--	--	--	--

#### FASTEST LAP

1			Jeremy HILL	Yamaha R6 - Silver Arrows Racing / LT-Info.com	6	2:01.106		88.25 mph	142.03 kph		
71	R		James ROBINSON	Yamaha R6 - DUKE Distribution Ltd	6	2:06.275		84.64 mph	136.21 kph		
58	SUP		Michael ALLEN	Kawasaki ER6 -	5	2:09.932		82.25 mph	132.38 kph		

Class - 92.5% of Race Speed = 80.64 mph  
 Class R - 92.5% of Race Speed = 75.93 mph  
 Class SUP - 92.5% of Race Speed = 74.90 mph

Weather / Track : Sunny / Dry

These results are provisional until the conclusion of any judicial and technical matters.

Race Distance: 6 Laps / 17.81 miles  
 Snetterton 300: 2.9689 miles  
 Date: 03/09/2023 Start: 15:15 Finish: 15:27

Clerk Of Course :	Stewards :	Timekeeper : <i>Craig Smith</i>
-------------------	------------	------------------------------------

Results can be found at [www.tsl-timing.com](http://www.tsl-timing.com)

Printed - 15:30 Sunday, 03 September 2023



# BMCRC - MRO Championships 2023 - Rnd 7 @ Snetterton

## BMCRC Thunderbike Sport & BMCRC SuperTwins

### RACE 15 - LAP CHART

#### LAP 1 @ 15:17:13.613

NO	BEHIND	LAP TIME
1		2:06.419
69	3.406	2:09.825
77	5.738	2:12.157
97	6.173	2:12.592
151	6.305	2:12.724
48	6.670	2:13.089
81	7.193	2:13.612
7	11.001	2:17.420
606	11.342	2:17.761
43	11.978	2:18.397
994	12.058	2:18.477
71	12.615	2:19.034
68	12.770	2:19.189
58	13.086	2:19.505
74	13.718	2:20.137
89	18.287	2:24.706
44	18.354	2:24.773
51	18.604	2:25.023
137	20.416	2:26.835
114	20.955	2:27.374
66	21.790	2:28.209
67	22.014	2:28.433
13	22.294	2:28.713
40	23.538	2:29.957
78	23.877	2:30.296
110	25.005	2:31.424

#### LAP 2 @ 15:19:15.827

NO	BEHIND	LAP TIME
1		2:02.214
69	6.033	2:04.841
97	8.728	2:04.769
77	9.339	2:05.815
151	9.907	2:05.816
48	11.883	2:07.427
81	12.065	2:07.086
43	18.244	2:08.480
606	19.207	2:10.079
7	20.132	2:11.345
71	20.197	2:09.796
58	20.952	2:10.080
994	21.942	2:12.098
68	22.411	2:11.855
74	23.092	2:11.588
89	30.126	2:14.053
44	31.997	2:15.857
51	33.882	2:17.492
114	34.474	2:15.733
67	36.031	2:16.231
137	36.229	2:18.027
13	40.344	2:20.264
66	41.334	2:21.758
40	42.166	2:20.842
78	42.572	2:20.909
110	44.878	2:22.087

#### LAP 3 @ 15:21:18.044

NO	BEHIND	LAP TIME
1		2:02.217
69	7.586	2:03.770
97	11.235	2:04.724
77	12.325	2:05.203

151	12.794	2:05.104
48	18.027	2:08.361
81	18.091	2:08.243
43	23.328	2:07.301
606	25.916	2:08.926
7	28.256	2:10.341
71	28.471	2:10.491
58	28.985	2:10.250
68	31.278	2:11.084
994	31.520	2:11.795
74	32.360	2:11.485
89	42.531	2:14.622
44	45.844	2:16.064
114	47.459	2:15.202
51	48.394	2:16.729
67	49.543	2:15.729
137	51.518	2:17.506
13	59.682	2:21.555
40	1:00.271	2:20.322
66	1:00.613	2:21.496
78	1:01.582	2:21.227
110	1:07.077	2:24.416

#### LAP 4 @ 15:23:19.854

NO	BEHIND	LAP TIME
1		2:01.810
69	9.513	2:03.737
97	13.300	2:03.875
151	15.514	2:04.530
77	16.133	2:05.618
81	23.112	2:06.831
48	24.921	2:08.704
43	27.751	2:06.233
606	33.993	2:09.887
71	34.819	2:08.158
7	38.278	2:11.832
58	38.376	2:11.201
68	40.777	2:11.309
994	42.398	2:12.688
74	45.461	2:14.911
89	55.889	2:15.168
114	58.580	2:12.931
44	59.984	2:15.950
51	1:01.558	2:14.974
67	1:04.174	2:16.441
137	1:05.880	2:16.172
40	1:16.391	2:17.930
66	1:18.337	2:19.534
13	1:18.794	2:20.922
78	1:20.174	2:20.402
110	1:30.124	2:24.857

#### LAP 5 @ 15:25:21.617

NO	BEHIND	LAP TIME
1		2:01.763
69	11.892	2:04.142
97	14.692	2:03.155
151	17.900	2:04.149
77	19.118	2:04.748
81	27.813	2:06.464
48	30.971	2:07.813
43	32.566	2:06.578
71	40.409	2:07.353
606	40.794	2:08.564
58	46.545	2:09.932

7	47.979	2:11.464
68	50.431	2:11.417
994	53.547	2:12.912
74	56.807	2:13.109
89	1:09.421	2:15.295
114	1:10.373	2:13.556
44	1:12.958	2:14.737
51	1:14.467	2:14.672
67	1:18.781	2:16.370
137	1:19.145	2:15.028
40	1:32.118	2:17.490
66	1:32.698	2:16.124
78	1:37.624	2:19.213
110	1:53.513	2:25.152

#### LAP 6 @ 15:27:22.723

NO	BEHIND	LAP TIME
1		2:01.106
69	14.950	2:04.164
97	17.285	2:03.699
151	20.679	2:03.885
77	23.518	2:05.506
81	34.715	2:08.008
43	37.694	2:06.234
48	42.875	2:13.010
71	45.578	2:06.275
606	46.912	2:07.224
7	55.883	2:09.010
58	56.309	2:10.870
68	1:00.581	2:11.256
994	1:05.668	2:13.227
74	1:10.277	2:14.576
89	1:22.248	2:13.933
114	1:22.797	2:13.530
44	1:26.906	2:15.054
51	1:28.293	2:14.932
137	1:32.981	2:14.942
67	1:34.083	2:16.408
66	1:48.268	2:16.676
40	1:49.832	2:18.820
78	1:54.774	2:18.256
110	2:16.502	2:24.095



# BMCRC - MRO Championships 2023 - Rnd 7 @ Snetterton

## BMCRC Thunderbike Sport & BMCRC SuperTwins

### RACE 15 - POSITION CHART

No	Name	Lap Pos	Lap					
			1	2	3	4	5	6
1	HILL	1	1	1	1	1	1	1
97	MANN	2	69	69	69	69	69	69
69	RUSSO	3	77	97	97	97	97	97
17	DOWNES	4	97	77	77	151	151	151
151	DENYER	5	151	151	151	77	77	77
77	MAY	6	48	48	48	81	81	81
48	WALLIS	7	81	81	81	48	48	43
81	MAY	8	7	43	43	43	43	48
71	ROBINSON	9	606	606	606	606	71	71
7	TAYLOR	10	43	7	7	71	606	606
58	ALLEN	11	994	71	71	7	58	7
994	HOWARD	12	71	58	58	58	7	58
43	WALKEY	13	68	994	68	68	68	68
606	ANDERTON	14	58	68	994	994	994	994
68	HILL	15	74	74	74	74	74	74
89	STRILLOZZI	16	89	89	89	89	89	89
74	BLACK	17	44	44	44	114	114	114
67	HARVEY	18	51	51	114	44	44	44
44	PARKER	19	137	114	51	51	51	51
137	McPHERSON	20	114	67	67	67	67	137
66	SMITH	21	66	137	137	137	137	67
51	BEESELEY	22	67	13	13	40	40	66
40	WILKINSON	23	13	66	40	66	66	40
78	FRAMPTON	24	40	40	66	13	78	78
13	WOLFF	25	78	78	78	78	110	110
110	CRUMPTON	26	110	110	110	110		
114	BATE	27						

# BMCRC - MRO Championships 2023 - Rnd 7 @ Snetterton

## BMCRC Thunderbike Sport & BMCRC SuperTwins

### RACE 15 - SECTOR ANALYSIS



SECTOR 1 = FL to I1, SECTOR 2 = I1 to FL, DIFF = Difference To Personal Best Lap, P = Crossed Finish Line in Pit Lane, D = Time Disallowed

P1		1		Jeremy HILL		Yamaha R6 - Silver Arrows Racing / LT-Info.com	
IDEAL LAP TIME : 2:01.106		BEST LAP TIME : 2:01.106		DIFFERENCE : 0.000			
LAP	SECTOR 1	SECTOR 2	LAP TIME	MPH	DIFF	TIME OF DAY	
1 -		40.516	2:06.419	84.54	5.313	15:17:13.613	
2 -	1:21.659	40.555	2:02.214	87.45	1.108	15:19:15.827	
3 -	1:21.550	40.667	2:02.217	87.45	1.111	15:21:18.044	
4 -	1:21.544	40.266	2:01.810 (3)	87.74	0.704	15:23:19.854	
5 -	1:21.161	40.602	2:01.763 (2)	87.77	0.657	15:25:21.617	
6 -	<b>1:21.079</b>	<b>40.027</b>	<b>2:01.106 (1)</b>	<b>88.25</b>		<b>15:27:22.723</b>	

P2		69		Tony RUSSO		Yamaha R6 - Wymark Lubricants	
IDEAL LAP TIME : 2:03.653		BEST LAP TIME : 2:03.737		DIFFERENCE : 0.084			
LAP	SECTOR 1	SECTOR 2	LAP TIME	MPH	DIFF	TIME OF DAY	
1 -		41.483	2:09.825	82.32	6.088	15:17:17.019	
2 -	1:23.439	41.402	2:04.841	85.61	1.104	15:19:21.860	
3 -	<b>1:22.576</b>	41.194	2:03.770 (2)	86.35	0.033	15:21:25.630	
4 -	1:22.660	<b>41.077</b>	<b>2:03.737 (1)</b>	<b>86.37</b>		<b>15:23:29.367</b>	
5 -	1:22.968	41.174	2:04.142 (3)	86.09	0.405	15:25:33.509	
6 -	1:22.683	41.481	2:04.164	86.08	0.427	15:27:37.673	

P3		97		Alex MANN		Honda CBR600RR - Michael Jones Jeweller, Esprit Group, Carl	
IDEAL LAP TIME : 2:03.155		BEST LAP TIME : 2:03.155		DIFFERENCE : 0.000			
LAP	SECTOR 1	SECTOR 2	LAP TIME	MPH	DIFF	TIME OF DAY	
1 -		42.085	2:12.592	80.60	9.437	15:17:19.786	
2 -	1:23.256	41.513	2:04.769	85.66	1.614	15:19:24.555	
3 -	1:23.234	41.490	2:04.724	85.69	1.569	15:21:29.279	
4 -	1:22.807	41.068	2:03.875 (3)	86.28	0.720	15:23:33.154	
5 -	<b>1:22.353</b>	<b>40.802</b>	<b>2:03.155 (1)</b>	<b>86.78</b>		<b>15:25:36.309</b>	
6 -	1:22.738	40.961	2:03.699 (2)	86.40	0.544	15:27:40.008	

P4		151		Andrew DENYER		Yamaha OW01 - me	
IDEAL LAP TIME : 2:03.885		BEST LAP TIME : 2:03.885		DIFFERENCE : 0.000			
LAP	SECTOR 1	SECTOR 2	LAP TIME	MPH	DIFF	TIME OF DAY	
1 -		42.341	2:12.724	80.52	8.839	15:17:19.918	
2 -	1:23.897	41.919	2:05.816	84.95	1.931	15:19:25.734	
3 -	1:23.310	41.794	2:05.104	85.43	1.219	15:21:30.838	
4 -	1:23.277	41.253	2:04.530 (3)	85.82	0.645	15:23:35.368	
5 -	1:22.814	41.335	2:04.149 (2)	86.09	0.264	15:25:39.517	
6 -	<b>1:22.678</b>	<b>41.207</b>	<b>2:03.885 (1)</b>	<b>86.27</b>		<b>15:27:43.402</b>	

P5		77		David MAY		Suzuki GSXR600 - Orchard cooling/ team Silver Arrows	
IDEAL LAP TIME : 2:04.745		BEST LAP TIME : 2:04.748		DIFFERENCE : 0.003			
LAP	SECTOR 1	SECTOR 2	LAP TIME	MPH	DIFF	TIME OF DAY	
1 -		42.084	2:12.157	80.87	7.409	15:17:19.351	
2 -	1:24.097	41.718	2:05.815	84.95	1.067	15:19:25.166	
3 -	1:23.508	41.695	2:05.203 (2)	85.36	0.455	15:21:30.369	
4 -	1:24.110	<b>41.508</b>	2:05.618	85.08	0.870	15:23:35.987	
5 -	<b>1:23.237</b>	41.511	<b>2:04.748 (1)</b>	<b>85.67</b>		<b>15:25:40.735</b>	
6 -	1:23.666	41.840	2:05.506 (3)	85.15	0.758	15:27:46.241	

P6		81		Malvern MAY		Honda CBR600RR - IMP racing	
IDEAL LAP TIME : 2:06.082		BEST LAP TIME : 2:06.464		DIFFERENCE : 0.382			
LAP	SECTOR 1	SECTOR 2	LAP TIME	MPH	DIFF	TIME OF DAY	
1 -		42.193	2:13.612	79.99	7.148	15:17:20.806	
2 -	<b>1:24.182</b>	42.904	2:07.086 (3)	84.10	0.622	15:19:27.892	
3 -	1:24.818	43.425	2:08.243	83.34	1.779	15:21:36.135	
4 -	1:24.931	<b>41.900</b>	2:06.831 (2)	84.27	0.367	15:23:42.966	
5 -	1:24.497	41.967	<b>2:06.464 (1)</b>	<b>84.51</b>		<b>15:25:49.430</b>	
6 -	1:25.607	42.401	2:08.008	83.49	1.544	15:27:57.438	

# BMCRC - MRO Championships 2023 - Rnd 7 @ Snetterton

## BMCRC Thunderbike Sport & BMCRC SuperTwins

### RACE 15 - SECTOR ANALYSIS



SECTOR 1 = FL to I1, SECTOR 2 = I1 to FL, DIFF = Difference To Personal Best Lap, P = Crossed Finish Line in Pit Lane, D = Time Disallowed

P7 43		Colin WALKEY		Kawasaki ZX6R G2 - ELP Racing		
IDEAL LAP TIME : 2:06.172		BEST LAP TIME : 2:06.233		DIFFERENCE : 0.061		
LAP	SECTOR 1	SECTOR 2	LAP TIME	MPH	DIFF	TIME OF DAY
1 -		44.035	2:18.397	77.22	12.164	15:17:25.591
2 -	1:25.840	42.640	2:08.480	83.18	2.247	15:19:34.071
3 -	1:24.287	43.014	2:07.301	83.95	1.068	15:21:41.372
4 -	<b>1:24.190</b>	42.043	<b>2:06.233 (1)</b>	<b>84.66</b>		<b>15:23:47.605</b>
5 -	1:24.415	42.163	2:06.578 (3)	84.43	0.345	15:25:54.183
6 -	1:24.252	<b>41.982</b>	2:06.234 (2)	84.66	0.001	15:28:00.417

P8 48		Shaun WALLIS		Yamaha R6 - MBC Despatch Racing		
IDEAL LAP TIME : 2:06.355		BEST LAP TIME : 2:07.427		DIFFERENCE : 1.072		
LAP	SECTOR 1	SECTOR 2	LAP TIME	MPH	DIFF	TIME OF DAY
1 -		<b>42.380</b>	2:13.089	80.30	5.662	15:17:20.283
2 -	<b>1:23.975</b>	43.452	<b>2:07.427 (1)</b>	<b>83.87</b>		<b>15:19:27.710</b>
3 -	1:24.745	43.616	2:08.361 (3)	83.26	0.934	15:21:36.071
4 -	1:25.576	43.128	2:08.704	83.04	1.277	15:23:44.775
5 -	1:24.807	43.006	2:07.813 (2)	83.62	0.386	15:25:52.588
6 -	1:27.875	45.135	2:13.010	80.35	5.583	15:28:05.598

P9 71 R		James ROBINSON		Yamaha R6 - DUKE Distribution Ltd		
IDEAL LAP TIME : 2:06.275		BEST LAP TIME : 2:06.275		DIFFERENCE : 0.000		
LAP	SECTOR 1	SECTOR 2	LAP TIME	MPH	DIFF	TIME OF DAY
1 -		43.875	2:19.034	76.87	12.759	15:17:26.228
2 -	1:27.249	42.547	2:09.796	82.34	3.521	15:19:36.024
3 -	1:26.953	43.538	2:10.491	81.90	4.216	15:21:46.515
4 -	1:25.408	42.750	2:08.158 (3)	83.39	1.883	15:23:54.673
5 -	1:24.305	43.048	2:07.353 (2)	83.92	1.078	15:26:02.026
6 -	<b>1:23.950</b>	<b>42.325</b>	<b>2:06.275 (1)</b>	<b>84.64</b>		<b>15:28:08.301</b>

P10 606 R		Jake ANDERTON		Honda CBR600RR - CurrentElec Racing		
IDEAL LAP TIME : 2:07.128		BEST LAP TIME : 2:07.224		DIFFERENCE : 0.096		
LAP	SECTOR 1	SECTOR 2	LAP TIME	MPH	DIFF	TIME OF DAY
1 -		43.781	2:17.761	77.58	10.537	15:17:24.955
2 -	1:27.334	42.745	2:10.079	82.16	2.855	15:19:35.034
3 -	1:26.339	<b>42.587</b>	2:08.926 (3)	82.90	1.702	15:21:43.960
4 -	1:26.777	43.110	2:09.887	82.28	2.663	15:23:53.847
5 -	1:25.677	42.887	2:08.564 (2)	83.13	1.340	15:26:02.411
6 -	<b>1:24.541</b>	42.683	<b>2:07.224 (1)</b>	<b>84.00</b>		<b>15:28:09.635</b>

P11 7 R		Darren TAYLOR		Kawasaki ZX6R -		
IDEAL LAP TIME : 2:08.678		BEST LAP TIME : 2:09.010		DIFFERENCE : 0.332		
LAP	SECTOR 1	SECTOR 2	LAP TIME	MPH	DIFF	TIME OF DAY
1 -		43.611	2:17.420	77.77	8.410	15:17:24.614
2 -	1:27.603	43.742	2:11.345 (3)	81.37	2.335	15:19:35.959
3 -	1:26.675	43.666	2:10.341 (2)	82.00	1.331	15:21:46.300
4 -	1:27.788	44.044	2:11.832	81.07	2.822	15:23:58.132
5 -	1:27.993	<b>43.471</b>	2:11.464	81.30	2.454	15:26:09.596
6 -	<b>1:25.207</b>	43.803	<b>2:09.010 (1)</b>	<b>82.84</b>		<b>15:28:18.606</b>

P12 58 SUP		Michael ALLEN		Kawasaki ER6 -		
IDEAL LAP TIME : 2:09.152		BEST LAP TIME : 2:09.932		DIFFERENCE : 0.780		
LAP	SECTOR 1	SECTOR 2	LAP TIME	MPH	DIFF	TIME OF DAY
1 -		44.266	2:19.505	76.61	9.573	15:17:26.699
2 -	1:27.370	<b>42.710</b>	2:10.080 (2)	82.16	0.148	15:19:36.779
3 -	1:26.527	43.723	2:10.250 (3)	82.05	0.318	15:21:47.029
4 -	1:27.284	43.917	2:11.201	81.46	1.269	15:23:58.230
5 -	<b>1:26.442</b>	43.490	<b>2:09.932 (1)</b>	<b>82.25</b>		<b>15:26:08.162</b>
6 -	1:26.605	44.265	2:10.870	81.66	0.938	15:28:19.032

# BMCRC - MRO Championships 2023 - Rnd 7 @ Snetterton

## BMCRC Thunderbike Sport & BMCRC SuperTwins

### RACE 15 - SECTOR ANALYSIS



SECTOR 1 = FL to I1, SECTOR 2 = I1 to FL, DIFF = Difference To Personal Best Lap, P = Crossed Finish Line in Pit Lane, D = Time Disallowed

P13 68		Mark HILL		Ducati S2R - Mhp exhausts		
IDEAL LAP TIME : 2:10.970		BEST LAP TIME : 2:11.084		DIFFERENCE : 0.114		
LAP	SECTOR 1	SECTOR 2	LAP TIME	MPH	DIFF	TIME OF DAY
1 -		44.925	2:19.189	76.78	8.105	15:17:26.383
2 -	1:27.734	44.121	2:11.855	81.05	0.771	15:19:38.238
3 -	<b>1:27.074</b>	44.010	<b>2:11.084 (1)</b>	<b>81.53</b>		<b>15:21:49.322</b>
4 -	1:27.346	43.963	2:11.309 (3)	81.39	0.225	15:24:00.631
5 -	1:27.521	<b>43.896</b>	2:11.417	81.32	0.333	15:26:12.048
6 -	1:27.091	44.165	2:11.256 (2)	81.42	0.172	15:28:23.304

P14 994 R		Adrian HOWARD		Suzuki GSXR 600 - Geary Roofing & Building Services		
IDEAL LAP TIME : 2:11.781		BEST LAP TIME : 2:11.795		DIFFERENCE : 0.014		
LAP	SECTOR 1	SECTOR 2	LAP TIME	MPH	DIFF	TIME OF DAY
1 -		44.530	2:18.477	77.18	6.682	15:17:25.671
2 -	1:28.081	<b>44.017</b>	2:12.098 (2)	80.91	0.303	15:19:37.769
3 -	<b>1:27.764</b>	44.031	<b>2:11.795 (1)</b>	<b>81.09</b>		<b>15:21:49.564</b>
4 -	1:28.139	44.549	2:12.688 (3)	80.55	0.893	15:24:02.252
5 -	1:28.242	44.670	2:12.912	80.41	1.117	15:26:15.164
6 -	1:28.611	44.616	2:13.227	80.22	1.432	15:28:28.391

P15 74 SUP		Daniel BLACK		Suzuki SV650 - DAD		
IDEAL LAP TIME : 2:11.088		BEST LAP TIME : 2:11.485		DIFFERENCE : 0.397		
LAP	SECTOR 1	SECTOR 2	LAP TIME	MPH	DIFF	TIME OF DAY
1 -		44.000	2:20.137	76.26	8.652	15:17:27.331
2 -	1:27.812	<b>43.776</b>	2:11.588 (2)	81.22	0.103	15:19:38.919
3 -	<b>1:27.312</b>	44.173	<b>2:11.485 (1)</b>	<b>81.28</b>		<b>15:21:50.404</b>
4 -	1:30.768	44.143	2:14.911	79.22	3.426	15:24:05.315
5 -	1:28.873	44.236	2:13.109 (3)	80.29	1.624	15:26:18.424
6 -	1:29.781	44.795	2:14.576	79.42	3.091	15:28:33.000

P16 89 R		Marco STRILLOZZI		Yamaha R6 - KLUAPP.COM		
IDEAL LAP TIME : 2:13.628		BEST LAP TIME : 2:13.933		DIFFERENCE : 0.305		
LAP	SECTOR 1	SECTOR 2	LAP TIME	MPH	DIFF	TIME OF DAY
1 -		46.254	2:24.706	73.86	10.773	15:17:31.900
2 -	1:29.270	44.783	2:14.053 (2)	79.73	0.120	15:19:45.953
3 -	<b>1:28.894</b>	45.728	2:14.622 (3)	79.39	0.689	15:22:00.575
4 -	1:29.621	45.547	2:15.168	79.07	1.235	15:24:15.743
5 -	1:29.913	45.382	2:15.295	78.99	1.362	15:26:31.038
6 -	1:29.199	<b>44.734</b>	<b>2:13.933 (1)</b>	<b>79.80</b>		<b>15:28:44.971</b>

P17 114		Richard BATE		Suzuki GSXR750 - TEAM PSR		
IDEAL LAP TIME : 2:12.328		BEST LAP TIME : 2:12.931		DIFFERENCE : 0.603		
LAP	SECTOR 1	SECTOR 2	LAP TIME	MPH	DIFF	TIME OF DAY
1 -		45.490	2:27.374	72.52	14.443	15:17:34.568
2 -	1:30.047	45.686	2:15.733	78.74	2.802	15:19:50.301
3 -	1:30.435	44.767	2:15.202	79.05	2.271	15:22:05.503
4 -	<b>1:27.899</b>	45.032	<b>2:12.931 (1)</b>	<b>80.40</b>		<b>15:24:18.434</b>
5 -	1:28.980	44.576	2:13.556 (3)	80.02	0.625	15:26:31.990
6 -	1:29.101	<b>44.429</b>	2:13.530 (2)	80.04	0.599	15:28:45.520

P18 44 SUP		Tony PARKER		Kawasaki ER650RR - insta/youtube 44notpol		
IDEAL LAP TIME : 2:14.709		BEST LAP TIME : 2:14.737		DIFFERENCE : 0.028		
LAP	SECTOR 1	SECTOR 2	LAP TIME	MPH	DIFF	TIME OF DAY
1 -		46.278	2:24.773	73.82	10.036	15:17:31.967
2 -	1:30.593	45.264	2:15.857 (3)	78.67	1.120	15:19:47.824
3 -	1:30.707	45.357	2:16.064	78.55	1.327	15:22:03.888
4 -	1:30.736	45.214	2:15.950	78.61	1.213	15:24:19.838
5 -	<b>1:29.890</b>	44.847	<b>2:14.737 (1)</b>	<b>79.32</b>		<b>15:26:34.575</b>
6 -	1:30.235	<b>44.819</b>	2:15.054 (2)	79.13	0.317	15:28:49.629

# BMCRC - MRO Championships 2023 - Rnd 7 @ Snetterton

## BMCRC Thunderbike Sport & BMCRC SuperTwins

### RACE 15 - SECTOR ANALYSIS



SECTOR 1 = FL to I1, SECTOR 2 = I1 to FL, DIFF = Difference To Personal Best Lap, P = Crossed Finish Line in Pit Lane, D = Time Disallowed

P19 51		Paul BEESLEY		Yamaha R6 -		
IDEAL LAP TIME : 2:14.526		BEST LAP TIME : 2:14.672		DIFFERENCE : 0.146		
LAP	SECTOR 1	SECTOR 2	LAP TIME	MPH	DIFF	TIME OF DAY
1 -		45.747	2:25.023	73.69	10.351	15:17:32.217
2 -	1:31.891	45.601	2:17.492	77.73	2.820	15:19:49.709
3 -	1:31.148	45.581	2:16.729	78.16	2.057	15:22:06.438
4 -	<b>1:29.830</b>	45.144	2:14.974 (3)	79.18	0.302	15:24:21.412
5 -	1:29.976	<b>44.696</b>	<b>2:14.672 (1)</b>	<b>79.36</b>		<b>15:26:36.084</b>
6 -	1:30.106	44.826	2:14.932 (2)	79.21	0.260	15:28:51.016

P20 137 R		Colin McPHERSON		Yamaha R6 -		
IDEAL LAP TIME : 2:14.925		BEST LAP TIME : 2:14.942		DIFFERENCE : 0.017		
LAP	SECTOR 1	SECTOR 2	LAP TIME	MPH	DIFF	TIME OF DAY
1 -		46.418	2:26.835	72.78	11.893	15:17:34.029
2 -	1:31.852	46.175	2:18.027	77.43	3.085	15:19:52.056
3 -	1:30.955	46.551	2:17.506	77.72	2.564	15:22:09.562
4 -	1:30.023	46.149	2:16.172 (3)	78.48	1.230	15:24:25.734
5 -	<b>1:29.893</b>	45.135	2:15.028 (2)	79.15	0.086	15:26:40.762
6 -	1:29.910	<b>45.032</b>	<b>2:14.942 (1)</b>	<b>79.20</b>		<b>15:28:55.704</b>

P21 67 R		Simon HARVEY		Suzuki SV650 -		
IDEAL LAP TIME : 2:15.693		BEST LAP TIME : 2:15.729		DIFFERENCE : 0.036		
LAP	SECTOR 1	SECTOR 2	LAP TIME	MPH	DIFF	TIME OF DAY
1 -		46.110	2:28.433	72.00	12.704	15:17:35.627
2 -	1:30.706	45.525	2:16.231 (2)	78.45	0.502	15:19:51.858
3 -	<b>1:30.273</b>	45.456	<b>2:15.729 (1)</b>	<b>78.74</b>		<b>15:22:07.587</b>
4 -	1:30.805	45.636	2:16.441	78.33	0.712	15:24:24.028
5 -	1:30.950	<b>45.420</b>	2:16.370 (3)	78.37	0.641	15:26:40.398
6 -	1:30.856	45.552	2:16.408	78.35	0.679	15:28:56.806

P22 66		Mark SMITH		Yamaha R6 - IMP RACING		
IDEAL LAP TIME : 2:16.076		BEST LAP TIME : 2:16.124		DIFFERENCE : 0.048		
LAP	SECTOR 1	SECTOR 2	LAP TIME	MPH	DIFF	TIME OF DAY
1 -		47.008	2:28.209	72.11	12.085	15:17:35.403
2 -	1:33.815	47.943	2:21.758	75.39	5.634	15:19:57.161
3 -	1:34.401	47.095	2:21.496	75.53	5.372	15:22:18.657
4 -	1:32.653	46.881	2:19.534 (3)	76.59	3.410	15:24:38.191
5 -	<b>1:30.309</b>	45.815	<b>2:16.124 (1)</b>	<b>78.51</b>		<b>15:26:54.315</b>
6 -	1:30.909	<b>45.767</b>	2:16.676 (2)	78.20	0.552	15:29:10.991

P23 40 SUP		Simon WILKINSON		Suzuki SV650 - S P Wilkinson Engineering Ltd		
IDEAL LAP TIME : 2:17.051		BEST LAP TIME : 2:17.490		DIFFERENCE : 0.439		
LAP	SECTOR 1	SECTOR 2	LAP TIME	MPH	DIFF	TIME OF DAY
1 -		46.947	2:29.957	71.27	12.467	15:17:37.151
2 -	1:33.169	47.673	2:20.842	75.88	3.352	15:19:57.993
3 -	1:33.530	46.792	2:20.322	76.16	2.832	15:22:18.315
4 -	1:31.648	46.282	2:17.930 (2)	77.48	0.440	15:24:36.245
5 -	<b>1:31.194</b>	46.296	<b>2:17.490 (1)</b>	<b>77.73</b>		<b>15:26:53.735</b>
6 -	1:32.963	<b>45.857</b>	2:18.820 (3)	76.99	1.330	15:29:12.555

P24 78		Tim FRAMPTON		Suzuki SV650 - K66		
IDEAL LAP TIME : 2:18.190		BEST LAP TIME : 2:18.256		DIFFERENCE : 0.066		
LAP	SECTOR 1	SECTOR 2	LAP TIME	MPH	DIFF	TIME OF DAY
1 -		46.708	2:30.296	71.11	12.040	15:17:37.490
2 -	1:32.993	47.916	2:20.909	75.85	2.653	15:19:58.399
3 -	1:34.036	47.191	2:21.227	75.68	2.971	15:22:19.626
4 -	1:32.870	47.532	2:20.402 (3)	76.12	2.146	15:24:40.028
5 -	1:33.013	<b>46.200</b>	2:19.213 (2)	76.77	0.957	15:26:59.241
6 -	<b>1:31.990</b>	46.266	<b>2:18.256 (1)</b>	<b>77.30</b>		<b>15:29:17.497</b>

# BMCRC - MRO Championships 2023 - Rnd 7 @ Snetterton

## BMCRC Thunderbike Sport & BMCRC SuperTwins

### RACE 15 - SECTOR ANALYSIS



SECTOR 1 = FL to I1, SECTOR 2 = I1 to FL, DIFF = Difference To Personal Best Lap, P = Crossed Finish Line in Pit Lane, D = Time Disallowed

<b>P25 110 R</b>		<b>Michael CRUMPTON</b>		Honda CBR600RR -			
IDEAL LAP TIME : 2:21.968		BEST LAP TIME : 2:22.087		DIFFERENCE : 0.119			
LAP	SECTOR 1	SECTOR 2	LAP TIME	MPH	DIFF	TIME OF DAY	
1 -		<b>47.529</b>	2:31.424	70.58	9.337	15:17:38.618	
<b>2 -</b>	<b>1:34.439</b>	47.648	<b>2:22.087 (1)</b>	<b>75.22</b>		<b>15:20:00.705</b>	
3 -	1:36.150	48.266	2:24.416 <b>(3)</b>	74.00	2.329	15:22:25.121	
4 -	1:37.082	47.775	2:24.857	73.78	2.770	15:24:49.978	
5 -	1:36.046	49.106	2:25.152	73.63	3.065	15:27:15.130	
6 -	1:36.120	47.975	2:24.095 <b>(2)</b>	74.17	2.008	15:29:39.225	

<b>P26 13</b>		<b>Jack WOLFF</b>		Yamaha R6 - Nym Technologies Racing			
IDEAL LAP TIME : 2:19.563		BEST LAP TIME : 2:20.264		DIFFERENCE : 0.701			
LAP	SECTOR 1	SECTOR 2	LAP TIME	MPH	DIFF	TIME OF DAY	
1 -		<b>46.373</b>	2:28.713	71.87	8.449	15:17:35.907	
<b>2 -</b>	<b>1:33.190</b>	47.074	<b>2:20.264 (1)</b>	<b>76.19</b>		<b>15:19:56.171</b>	
3 -	1:34.188	47.367	2:21.555 <b>(3)</b>	75.50	1.291	15:22:17.726	
4 -	1:33.251	47.671	2:20.922 <b>(2)</b>	75.84	0.658	15:24:38.648	

# BMCRC - MRO Championships 2023 - Rnd 7 @ Snetterton

## BMCRC Thunderbike Sport & BMCRC SuperTwins

### RACE 15 - BEST SECTORS

SECTOR 1			SECTOR 2			IDEAL / BEST COMPARISON						
POS	NO	NAME	TIME	NO	NAME	TIME	POS	NO	NAME	IDEAL	BEST	DIFF
									<b>PERFECT LAP</b>	<b>2:01.106</b>		
1	1	HILL	1:21.079	1	HILL	40.027	1	1	HILL	2:01.106	2:01.106	0.000
2	97	MANN	1:22.353	97	MANN	40.802	2	97	MANN	2:03.155	2:03.155	0.000
3	69	RUSSO	1:22.576	69	RUSSO	41.077	3	69	RUSSO	2:03.653	2:03.737	0.084
4	151	DENYER	1:22.678	151	DENYER	41.207	4	151	DENYER	2:03.885	2:03.885	0.000
5	77	MAY	1:23.237	77	MAY	41.508	5	77	MAY	2:04.745	2:04.748	0.003
6	71	ROBINSON	1:23.950	81	MAY	41.900	6	81	MAY	2:06.082	2:06.464	0.382
7	48	WALLIS	1:23.975	43	WALKEY	41.982	7	43	WALKEY	2:06.172	2:06.233	0.061
8	81	MAY	1:24.182	71	ROBINSON	42.325	8	71	ROBINSON	2:06.275	2:06.275	0.000
9	43	WALKEY	1:24.190	48	WALLIS	42.380	9	48	WALLIS	2:06.355	2:07.427	1.072
10	606	ANDERTON	1:24.541	606	ANDERTON	42.587	10	606	ANDERTON	2:07.128	2:07.224	0.096
11	7	TAYLOR	1:25.207	58	ALLEN	42.710	11	7	TAYLOR	2:08.678	2:09.010	0.332
12	58	ALLEN	1:26.442	7	TAYLOR	43.471	12	58	ALLEN	2:09.152	2:09.932	0.780
13	68	HILL	1:27.074	74	BLACK	43.776	13	68	HILL	2:10.970	2:11.084	0.114
14	74	BLACK	1:27.312	68	HILL	43.896	14	74	BLACK	2:11.088	2:11.485	0.397
15	994	HOWARD	1:27.764	994	HOWARD	44.017	15	994	HOWARD	2:11.781	2:11.795	0.014
16	114	BATE	1:27.899	114	BATE	44.429	16	114	BATE	2:12.328	2:12.931	0.603
17	89	STRILLOZZI	1:28.894	51	BEESLEY	44.696	17	89	STRILLOZZI	2:13.628	2:13.933	0.305
18	51	BEESLEY	1:29.830	89	STRILLOZZI	44.734	18	51	BEESLEY	2:14.526	2:14.672	0.146
19	44	PARKER	1:29.890	44	PARKER	44.819	19	44	PARKER	2:14.709	2:14.737	0.028
20	137	McPHERSON	1:29.893	137	McPHERSON	45.032	20	137	McPHERSON	2:14.925	2:14.942	0.017
21	67	HARVEY	1:30.273	67	HARVEY	45.420	21	67	HARVEY	2:15.693	2:15.729	0.036
22	66	SMITH	1:30.309	66	SMITH	45.767	22	66	SMITH	2:16.076	2:16.124	0.048
23	40	WILKINSON	1:31.194	40	WILKINSON	45.857	23	40	WILKINSON	2:17.051	2:17.490	0.439
24	78	FRAMPTON	1:31.990	78	FRAMPTON	46.200	24	78	FRAMPTON	2:18.190	2:18.256	0.066
25	13	WOLFF	1:33.190	13	WOLFF	46.373	25	13	WOLFF	2:19.563	2:20.264	0.701
26	110	CRUMPTON	1:34.439	110	CRUMPTON	47.529	26	110	CRUMPTON	2:21.968	2:22.087	0.119

# BMCRC - MRO Championships 2023 - Rnd 7 @ Snetterton

## BMCRC Thunderbike Sport & BMCRC SuperTwins

### RACE 15 - STATISTICS

**Competitors Started** 26  
**Planned Start** 2023-09-03 @ 15:00:00.000  
**Actual Start** 2023-09-03 @ 15:15:07.193  
**Finish Time** 2023-09-03 @ 15:27:22.722  
**Track Length** 2.9689mi.  
**Total Laps** 154  
**Total Distance Covered** 457.2123mi.

#### Session Fastest Lap History

NO	CL	NAME	LAP TIME	TIME OF DAY	LAP	VEHICLE
1		Jeremy HILL	<b>2:02.214</b>	15:19:15.832	2	Yamaha R6
1		Jeremy HILL	<b>2:01.810</b>	15:23:19.856	4	Yamaha R6
1		Jeremy HILL	<b>2:01.763</b>	15:25:21.620	5	Yamaha R6
1		Jeremy HILL	<b>2:01.106</b>	15:27:22.728	6	Yamaha R6

#### Session Leader History

NO	CL	NAME	FROM LAP	LAPS LED	DISTANCE	VEHICLE
1		Jeremy HILL	1	6	17.81 miles	Yamaha R6

#### Flag History

TYPE	TIME OF DAY
GREEN	15:15:07.193
FINISH	15:27:22.722

#### Flag Statistics

TYPE	COUNT	TOTAL LAPS	TOTAL TIME
Green	1	6	14:36.965
Red	0	0	0.000
Safety Car	0	0	0.000
FCY	0	0	0.000



# BMCRC - MRO Championships 2023 - Rnd 7 @ Snetterton

## BMCRC Thunderbike Sport & BMCRC SuperTwins

### RACE 15 - STATISTICS

CLASS :

14 Starters

#### Fastest Lap History

NO	NAME	LAP TIME	TIME OF DAY	LAP	VEHICLE
1	Jeremy HILL	2:02.214	15:19:15.832	2	Yamaha R6
1	Jeremy HILL	2:01.810	15:23:19.856	4	Yamaha R6
1	Jeremy HILL	2:01.763	15:25:21.620	5	Yamaha R6
1	Jeremy HILL	2:01.106	15:27:22.728	6	Yamaha R6

#### Leader History

NO	NAME	FROM LAP	LAPS LED	DISTANCE	VEHICLE
1	Jeremy HILL	1	6	17.81 miles	Yamaha R6

# BMCRC - MRO Championships 2023 - Rnd 7 @ Snetterton

## BMCRC Thunderbike Sport & BMCRC SuperTwins

### RACE 15 - STATISTICS

CLASS : R

8 Starters

#### Fastest Lap History

NO	NAME	LAP TIME	TIME OF DAY	LAP	VEHICLE
606	Jake ANDERTON	<b>2:10.079</b>	15:19:35.053	2	Honda CBR600RR
71	James ROBINSON	<b>2:09.796</b>	15:19:36.024	2	Yamaha R6
606	Jake ANDERTON	<b>2:08.926</b>	15:21:43.978	3	Honda CBR600RR
71	James ROBINSON	<b>2:08.158</b>	15:23:54.691	4	Yamaha R6
71	James ROBINSON	<b>2:07.353</b>	15:26:02.045	5	Yamaha R6
71	James ROBINSON	<b>2:06.275</b>	15:28:08.320	6	Yamaha R6

#### Leader History

NO	NAME	FROM LAP	LAPS LED	DISTANCE	VEHICLE
7	Darren TAYLOR	1	1	2.96 miles	Kawasaki ZX6R
606	Jake ANDERTON	2	3	8.90 miles	Honda CBR600RR
71	James ROBINSON	5	2	5.93 miles	Yamaha R6

# BMCRC - MRO Championships 2023 - Rnd 7 @ Snetterton

## BMCRC Thunderbike Sport & BMCRC SuperTwins

### RACE 15 - STATISTICS

**CLASS : SUP**

4 Starters

#### Fastest Lap History

NO	NAME	LAP TIME	TIME OF DAY	LAP	VEHICLE
58	Michael ALLEN	<b>2:10.080</b>	15:19:36.798	2	Kawasaki ER6
58	Michael ALLEN	<b>2:09.932</b>	15:26:08.183	5	Kawasaki ER6

#### Leader History

NO	NAME	FROM LAP	LAPS LED	DISTANCE	VEHICLE
58	Michael ALLEN	1	6	17.81 miles	Kawasaki ER6



# DFDS

## DFDS YAMAHA PAST MASTERS



BMCRC-MRO Championships - Round 7

Snetterton 300

2<sup>nd</sup> / 3<sup>rd</sup> September 2023



Timing & Results Provided by Timing Solutions Ltd

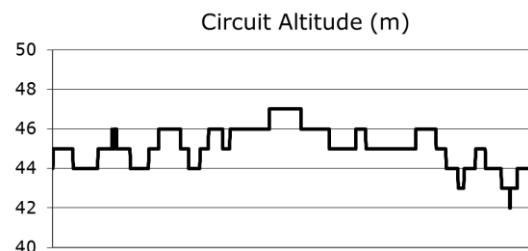
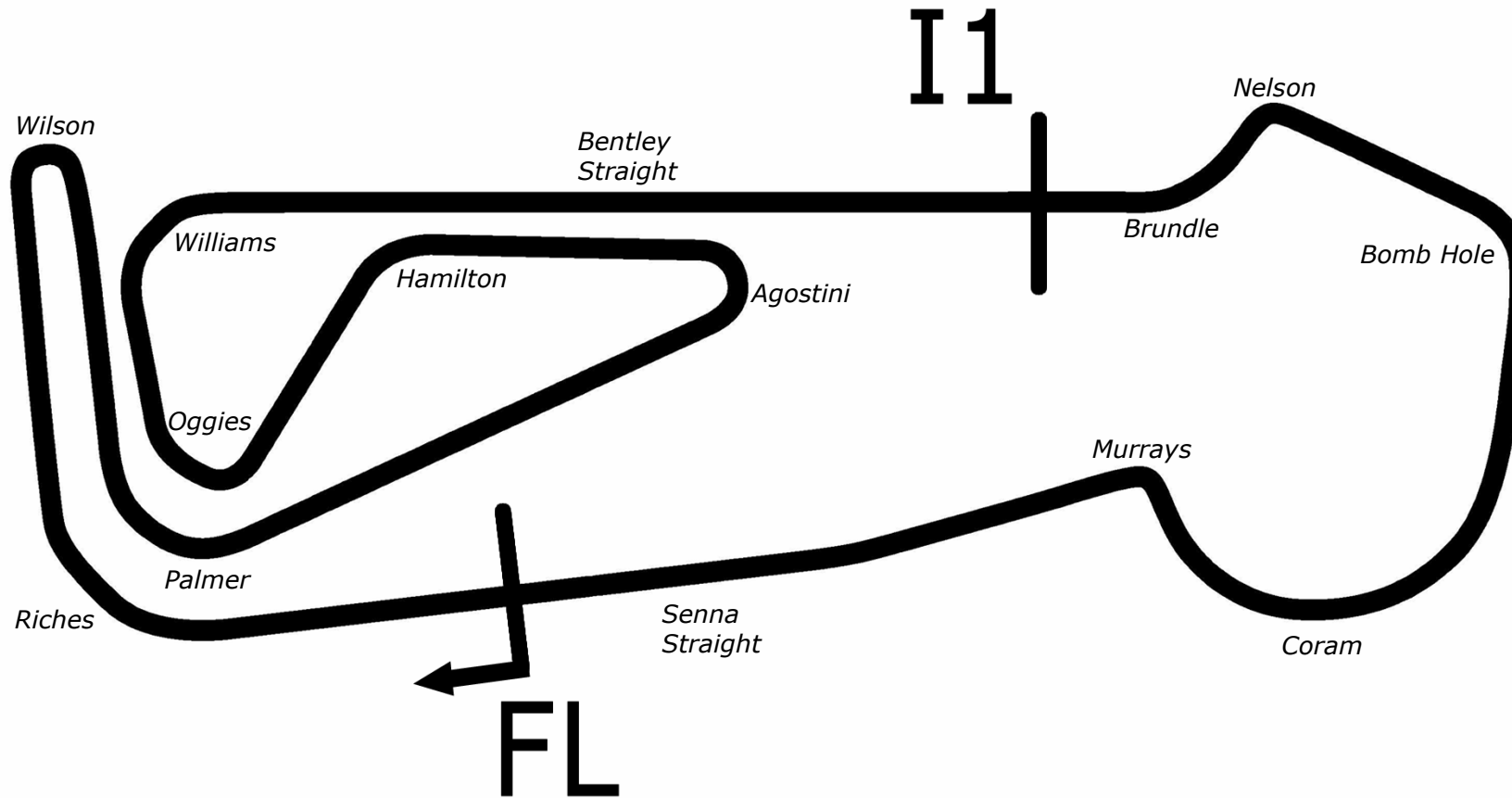
[www.tsl-timing.com](http://www.tsl-timing.com)

# Snetterton 300



SPORTS TIMING

TIMING SOLUTIONS LTD



Length	2.9689 miles	4778.0 m	
FL		52.46340 N	0.94476 E
I1	3198m	52.46617 N	0.94964 E
Pit Entry	4572m	52.46364 N	0.94774 E
Pit Exit	40m after FL	52.46338 N	0.94420 E
Pit Entry-Pit Exit	246m, 17.7s @50kph, 14.7s @60kph		

All results available at [www.tsl-timing.com](http://www.tsl-timing.com)

**BMCRC - MRO Championships 2023 - Rnd 7 @ Snetterton**
**DFDS Yamaha Past Masters**
**QUALIFYING - CLASSIFICATION**

POS	NO	CL	PIC NAME	ENTRY	TIME	ON	LAPS	GAP	DIFF	MPH
1	51		1 Kevin WHOLEY	Yamaha TZR250 - Twistgrip Motorcycles	2:10.563	4	5			81.86
2	74		2 Paul WHITBY	Yamaha TZR250 - Greybridge Ltd	2:12.117	3	5	1.554	1.554	80.89
3	30		3 Alan COOPER	Yamaha TZR250 - Twistgrip Motorcycles	2:13.869	4	5	3.306	1.752	79.83
4	70		4 Andrew BURSCOUGH	Yamaha YPVS 350 - Mad biker designs/Martitanium	2:14.415	3	5	3.852	0.546	79.51
5	27		5 Richard HAYWARD	Yamaha TZR250 - GForce/Hayward R Ltd/SnapOn	2:14.606	2	5	4.043	0.191	79.40
6	28		6 Liam MCCARTER	Yamaha TZR250 - Katie McCarter	2:15.143	5	5	4.580	0.537	79.08
7	4		7 Denis HALIL	Yamaha TZR250 - D & A AUTOS	2:15.272	5	5	4.709	0.129	79.01
8	8		8 David BALL	Yamaha TZR250 - Gardiner Page and Roe pension co	2:15.327	4	5	4.764	0.055	78.97
9	29		9 Derek CRIPPS	Yamaha TZR250 - Team FBR	2:15.978	3	5	5.415	0.651	78.60
10	26	C	1 Damian LEE	Yamaha TZR250 - Leed Autos	2:17.647	4	5	7.084	1.669	77.64
11	7		10 Pete FISHWICK	Yamaha TZR250 -	2:17.691	3	5	7.128	0.044	77.62
12	60	C	2 Danny GOUGH	Yamaha TZR250 - G Force Motorcycles	2:18.545	4	5	7.982	0.854	77.14
13	162		11 Darren COOPER	Yamaha TZR250 - Twistgrip Motorcycles	2:18.685	2	5	8.122	0.140	77.06
14	333	C	3 Mark STUBBERFIELD	Yamaha TZR250 - Polished concrete London	2:18.818	3	5	8.255	0.133	76.99
15	72	C	4 John HAMILTON	Yamaha TRZ250 - LW Racing	2:19.265	3	5	8.702	0.447	76.74
16	46	C	5 Kevin MARSHALL	Yamaha TZR250 - Stacey Processing	2:23.227	3	5	12.664	3.962	74.62
17	73	C	6 Colvin TURNER	Yamaha TZR250 -	2:27.424	1	1	16.861	4.197	72.49
18	69	C	7 Mark ELLERAY	Yamaha TZR250 - Abbot Solutions Ltd	2:28.229	4	4	17.666	0.805	72.10
19	57		12 Geoff MOOK	Yamaha TZR250 -	2:28.560	1	1	17.997	0.331	71.94
20	42	C	8 Martin PEARSON	Yamaha TZR250 -	2:33.135	3	4	22.572	4.575	69.79
21	36	C	9 Phil ZANUTTO	Yamaha TZR250 - Westend garage	2:33.858	4	4	23.295	0.723	69.46
22	71	R	1 Tess BICKERSTAFF	Yamaha TZR250 - Len Whalin	2:44.667	1	2	34.104	10.809	64.90
23	50	R	2 Stuart MELHUISH	Yamaha TZR250 -	2:45.202	2	4	34.639	0.535	64.69

Weather / Track : Cloudy / Damp

These results are provisional until the conclusion of any judicial and technical matters.

Snetterton 300: 2.9689 miles

Date: 02/09/2023 Start: 11:21 Finish: 11:31

Clerk Of Course :	Stewards :	Timekeeper : <i>Craig Smith</i>
-------------------	------------	------------------------------------

 Results can be found at [www.tsl-timing.com](http://www.tsl-timing.com)

Printed - 11:35 Saturday, 02 September 2023



# BMCRC - MRO Championships 2023 - Rnd 7 @ Snetterton

## DFDS Yamaha Past Masters

### QUALIFYING - SECTOR ANALYSIS



SECTOR 1 = FL to I1, SECTOR 2 = I1 to FL, DIFF = Difference To Personal Best Lap, P = Crossed Finish Line in Pit Lane, D = Time Disallowed

P1 51		Kevin WHOLEY		Yamaha TZR250 - Twistgrip Motorcycles		
IDEAL LAP TIME : 2:10.505		BEST LAP TIME : 2:10.563		DIFFERENCE : 0.058		
LAP	SECTOR 1	SECTOR 2	LAP TIME	MPH	DIFF	TIME OF DAY
1 -	1:33.009	44.155	2:17.164	77.92	6.601	11:23:54.316
2 -	1:28.291	44.041	2:12.332	80.76	1.769	11:26:06.648
3 -	<b>1:27.552</b>	43.544	2:11.096 (3)	81.52	0.533	11:28:17.744
4 -	1:27.610	<b>42.953</b>	<b>2:10.563 (1)</b>	<b>81.86</b>		<b>11:30:28.307</b>
5 -	1:27.770	43.198	2:10.968 (2)	81.60	0.405	11:32:39.275

P2 74		Paul WHITBY		Yamaha TZR250 - Greybridge Ltd		
IDEAL LAP TIME : 2:12.097		BEST LAP TIME : 2:12.117		DIFFERENCE : 0.020		
LAP	SECTOR 1	SECTOR 2	LAP TIME	MPH	DIFF	TIME OF DAY
1 -	1:35.128	45.235	2:20.363	76.14	8.246	11:23:55.333
2 -	1:28.686	<b>43.952</b>	2:12.638 (2)	80.58	0.521	11:26:07.971
3 -	<b>1:28.145</b>	43.972	<b>2:12.117 (1)</b>	<b>80.89</b>		<b>11:28:20.088</b>
4 -	1:28.982	44.336	2:13.318	80.16	1.201	11:30:33.406
5 -	1:28.626	44.443	2:13.069 (3)	80.31	0.952	11:32:46.475

P3 30		Alan COOPER		Yamaha TZR250 - Twistgrip Motorcycles		
IDEAL LAP TIME : 2:13.610		BEST LAP TIME : 2:13.869		DIFFERENCE : 0.259		
LAP	SECTOR 1	SECTOR 2	LAP TIME	MPH	DIFF	TIME OF DAY
1 -	1:34.936	44.915	2:19.851	76.42	5.982	11:23:55.878
2 -	1:30.869	44.998	2:15.867	78.66	1.998	11:26:11.745
3 -	1:29.953	44.949	2:14.902 (3)	79.22	1.033	11:28:26.647
4 -	<b>1:29.401</b>	44.468	<b>2:13.869 (1)</b>	<b>79.83</b>		<b>11:30:40.516</b>
5 -	1:29.836	<b>44.209</b>	2:14.045 (2)	79.73	0.176	11:32:54.561

P4 70		Andrew BURSCOUGH		Yamaha YPVS 350 - Mad biker designs/Martitanium		
IDEAL LAP TIME : 2:13.757		BEST LAP TIME : 2:14.415		DIFFERENCE : 0.658		
LAP	SECTOR 1	SECTOR 2	LAP TIME	MPH	DIFF	TIME OF DAY
1 -	1:35.837	46.850	2:22.687	74.90	8.272	11:24:01.434
2 -	1:29.734	45.357	2:15.091 (3)	79.11	0.676	11:26:16.525
3 -	<b>1:29.188</b>	45.227	<b>2:14.415 (1)</b>	<b>79.51</b>		<b>11:28:30.940</b>
4 -	1:30.405	44.965	2:15.370	78.95	0.955	11:30:46.310
5 -	1:30.291	<b>44.569</b>	2:14.860 (2)	79.25	0.445	11:33:01.170

P5 27		Richard HAYWARD		Yamaha TZR250 - GForce/Hayward R Ltd/SnapOn		
IDEAL LAP TIME : 2:14.390		BEST LAP TIME : 2:14.606		DIFFERENCE : 0.216		
LAP	SECTOR 1	SECTOR 2	LAP TIME	MPH	DIFF	TIME OF DAY
1 -	1:35.447	47.367	2:22.814	74.83	8.208	11:24:01.077
2 -	1:29.896	44.710	<b>2:14.606 (1)</b>	<b>79.40</b>		<b>11:26:15.683</b>
3 -	<b>1:29.874</b>	44.744	2:14.618 (2)	79.39	0.012	11:28:30.301
4 -	1:30.034	45.338	2:15.372	78.95	0.766	11:30:45.673
5 -	1:30.609	<b>44.516</b>	2:15.125 (3)	79.09	0.519	11:33:00.798

P6 28		Liam MCCARTER		Yamaha TZR250 - Katie McCarter		
IDEAL LAP TIME : 2:14.652		BEST LAP TIME : 2:15.143		DIFFERENCE : 0.491		
LAP	SECTOR 1	SECTOR 2	LAP TIME	MPH	DIFF	TIME OF DAY
1 -	1:35.606	46.179	2:21.785	75.38	6.642	11:24:02.066
2 -	1:33.036	45.420	2:18.456	77.19	3.313	11:26:20.522
3 -	1:30.953	<b>44.456</b>	2:15.409 (3)	78.93	0.266	11:28:35.931
4 -	<b>1:30.196</b>	44.999	2:15.195 (2)	79.05	0.052	11:30:51.126
5 -	1:30.614	44.529	<b>2:15.143 (1)</b>	<b>79.08</b>		<b>11:33:06.269</b>

# BMCRC - MRO Championships 2023 - Rnd 7 @ Snetterton

## DFDS Yamaha Past Masters

### QUALIFYING - SECTOR ANALYSIS



SECTOR 1 = FL to I1, SECTOR 2 = I1 to FL, DIFF = Difference To Personal Best Lap, P = Crossed Finish Line in Pit Lane, D = Time Disallowed

P7 4		Denis HALIL		Yamaha TZR250 - D & A AUTOS			
IDEAL LAP TIME : 2:15.272		BEST LAP TIME : 2:15.272		DIFFERENCE : 0.000			
LAP	SECTOR 1	SECTOR 2	LAP TIME	MPH	DIFF	TIME OF DAY	
1 -	1:36.788	46.639	2:23.427	74.51	8.155	11:23:55.278	
2 -	1:31.603	45.805	2:17.408 (3)	77.78	2.136	11:26:12.686	
3 -	1:31.294	46.213	2:17.507	77.72	2.235	11:28:30.193	
4 -	1:31.215	45.880	2:17.095 (2)	77.96	1.823	11:30:47.288	
5 -	<b>1:29.985</b>	<b>45.287</b>	<b>2:15.272 (1)</b>	<b>79.01</b>		<b>11:33:02.560</b>	

P8 8		David BALL		Yamaha TZR250 - Gardiner Page and Roe pension consultants			
IDEAL LAP TIME : 2:15.064		BEST LAP TIME : 2:15.327		DIFFERENCE : 0.263			
LAP	SECTOR 1	SECTOR 2	LAP TIME	MPH	DIFF	TIME OF DAY	
1 -	1:34.440	45.541	2:19.981	76.35	4.654	11:23:58.268	
2 -	1:30.674	<b>44.659</b>	2:15.333 (2)	78.97	0.006	11:26:13.601	
3 -	1:30.944	45.419	2:16.363	78.37	1.036	11:28:29.964	
4 -	<b>1:30.405</b>	44.922	<b>2:15.327 (1)</b>	<b>78.97</b>		<b>11:30:45.291</b>	
5 -	1:31.065	44.773	2:15.838 (3)	78.68	0.511	11:33:01.129	

P9 29		Derek CRIPPS		Yamaha TZR250 - Team FBR			
IDEAL LAP TIME : 2:15.154		BEST LAP TIME : 2:15.978		DIFFERENCE : 0.824			
LAP	SECTOR 1	SECTOR 2	LAP TIME	MPH	DIFF	TIME OF DAY	
1 -	1:40.458	46.579	2:27.037	72.68	11.059	11:24:09.159	
2 -	1:31.337	45.299	2:16.636 (3)	78.22	0.658	11:26:25.795	
3 -	<b>1:30.653</b>	45.325	<b>2:15.978 (1)</b>	<b>78.60</b>		<b>11:28:41.773</b>	
4 -	1:31.986	<b>44.501</b>	2:16.487 (2)	78.30	0.509	11:30:58.260	
5 -	1:31.517	45.797	2:17.314	77.83	1.336	11:33:15.574	

P10 26 C		Damian LEE		Yamaha TZR250 - Leed Autos			
IDEAL LAP TIME : 2:17.357		BEST LAP TIME : 2:17.647		DIFFERENCE : 0.290			
LAP	SECTOR 1	SECTOR 2	LAP TIME	MPH	DIFF	TIME OF DAY	
1 -	1:36.880	47.231	2:24.111	74.16	6.464	11:24:03.712	
2 -	1:32.528	<b>45.297</b>	2:17.825 (3)	77.54	0.178	11:26:21.537	
3 -	<b>1:32.060</b>	45.677	2:17.737 (2)	77.59	0.090	11:28:39.274	
4 -	1:32.196	45.451	<b>2:17.647 (1)</b>	<b>77.64</b>		<b>11:30:56.921</b>	
5 -	1:32.723	45.807	2:18.530	77.15	0.883	11:33:15.451	

P11 7		Pete FISHWICK		Yamaha TZR250 -			
IDEAL LAP TIME : 2:17.662		BEST LAP TIME : 2:17.691		DIFFERENCE : 0.029			
LAP	SECTOR 1	SECTOR 2	LAP TIME	MPH	DIFF	TIME OF DAY	
1 -	1:40.203	46.452	2:26.655	72.87	8.964	11:24:08.886	
2 -	1:32.759	46.360	2:19.119 (3)	76.82	1.428	11:26:28.005	
3 -	<b>1:31.978</b>	45.713	<b>2:17.691 (1)</b>	<b>77.62</b>		<b>11:28:45.696</b>	
4 -	1:32.192	<b>45.684</b>	2:17.876 (2)	77.51	0.185	11:31:03.572	
5 -	1:32.141	47.449	2:19.590	76.56	1.899	11:33:23.162	

P12 60 C		Danny GOUGH		Yamaha TZR250 - G Force Motorcycles			
IDEAL LAP TIME : 2:18.086		BEST LAP TIME : 2:18.545		DIFFERENCE : 0.459			
LAP	SECTOR 1	SECTOR 2	LAP TIME	MPH	DIFF	TIME OF DAY	
1 -	1:39.929	46.952	2:26.881	72.76	8.336	11:24:06.571	
2 -	1:33.783	47.166	2:20.949	75.82	2.404	11:26:27.520	
3 -	1:32.751	46.487	2:19.238 (3)	76.76	0.693	11:28:46.758	
4 -	1:32.565	<b>45.980</b>	<b>2:18.545 (1)</b>	<b>77.14</b>		<b>11:31:05.303</b>	
5 -	<b>1:32.106</b>	46.467	2:18.573 (2)	77.12	0.028	11:33:23.876	



# BMCR - MRO Championships 2023 - Rnd 7 @ Snetterton

## DFDS Yamaha Past Masters

### QUALIFYING - SECTOR ANALYSIS



SECTOR 1 = FL to I1, SECTOR 2 = I1 to FL, DIFF = Difference To Personal Best Lap, P = Crossed Finish Line in Pit Lane, D = Time Disallowed

P13 162		Darren COOPER		Yamaha TZR250 - Twistgrip Motorcycles		
IDEAL LAP TIME : 2:17.937		BEST LAP TIME : 2:18.685		DIFFERENCE : 0.748		
LAP	SECTOR 1	SECTOR 2	LAP TIME	MPH	DIFF	TIME OF DAY
1 -	1:36.369	46.885	2:23.254	74.60	4.569	11:23:59.776
2 -	<b>1:31.983</b>	46.702	<b>2:18.685 (1)</b>	<b>77.06</b>		<b>11:26:18.461</b>
3 -	1:33.206	46.460	2:19.666	76.52	0.981	11:28:38.127
4 -	1:33.350	46.168	2:19.518 (3)	76.60	0.833	11:30:57.645
5 -	1:33.038	<b>45.954</b>	2:18.992 (2)	76.89	0.307	11:33:16.637

P14 333 C		Mark STUBBERFIELD		Yamaha TZR250 - Polished concrete London		
IDEAL LAP TIME : 2:18.818		BEST LAP TIME : 2:18.818		DIFFERENCE : 0.000		
LAP	SECTOR 1	SECTOR 2	LAP TIME	MPH	DIFF	TIME OF DAY
1 -	1:36.761	47.915	2:24.676	73.87	5.858	11:24:01.457
2 -	1:32.986	46.945	2:19.931 (2)	76.38	1.113	11:26:21.388
3 -	<b>1:32.458</b>	<b>46.360</b>	<b>2:18.818 (1)</b>	<b>76.99</b>		<b>11:28:40.206</b>
4 -	1:33.584	47.286	2:20.870 (3)	75.87	2.052	11:31:01.076
5 -	1:34.447	47.305	2:21.752	75.39	2.934	11:33:22.828

P15 72 C		John HAMILTON		Yamaha TRZ250 - LW Racing		
IDEAL LAP TIME : 2:18.893		BEST LAP TIME : 2:19.265		DIFFERENCE : 0.372		
LAP	SECTOR 1	SECTOR 2	LAP TIME	MPH	DIFF	TIME OF DAY
1 -	1:38.837	48.194	2:27.031	72.69	7.766	11:24:01.337
2 -	1:34.942	<b>46.342</b>	2:21.284 (3)	75.64	2.019	11:26:22.621
3 -	<b>1:32.551</b>	46.714	<b>2:19.265 (1)</b>	<b>76.74</b>		<b>11:28:41.886</b>
4 -	1:33.108	46.680	2:19.788 (2)	76.45	0.523	11:31:01.674
5 -	1:34.222	47.870	2:22.092	75.21	2.827	11:33:23.766

P16 46 C		Kevin MARSHALL		Yamaha TZR250 - Stacey Processing		
IDEAL LAP TIME : 2:23.227		BEST LAP TIME : 2:23.227		DIFFERENCE : 0.000		
LAP	SECTOR 1	SECTOR 2	LAP TIME	MPH	DIFF	TIME OF DAY
1 -	1:40.074	50.188	2:30.262	71.12	7.035	11:24:01.019
2 -	1:38.015	48.940	2:26.955	72.73	3.728	11:26:27.974
3 -	<b>1:35.059</b>	<b>48.168</b>	<b>2:23.227 (1)</b>	<b>74.62</b>		<b>11:28:51.201</b>
4 -	1:36.847	49.052	2:25.899 (3)	73.25	2.672	11:31:17.100
5 -	1:35.650	48.502	2:24.152 (2)	74.14	0.925	11:33:41.252

P17 73 C		Colvin TURNER		Yamaha TZR250 -		
IDEAL LAP TIME : 2:26.282		BEST LAP TIME : 2:27.424		DIFFERENCE : 1.142		
LAP	SECTOR 1	SECTOR 2	LAP TIME	MPH	DIFF	TIME OF DAY
1 -	1:38.621	<b>48.803</b>	<b>2:27.424 (1)</b>	<b>72.49</b>		<b>11:24:04.233</b>

P18 69 C		Mark ELLERAY		Yamaha TZR250 - Abbot Solutions Ltd		
IDEAL LAP TIME : 2:26.651		BEST LAP TIME : 2:28.229		DIFFERENCE : 1.578		
LAP	SECTOR 1	SECTOR 2	LAP TIME	MPH	DIFF	TIME OF DAY
1 -	1:43.410	<b>47.963</b>	2:31.373	70.60	3.144	11:24:10.631
2 -	<b>1:38.688</b>	49.549	2:28.237 (2)	72.10	0.008	11:26:38.868
3 -	1:39.402	49.640	2:29.042 (3)	71.71	0.813	11:29:07.910
4 -	1:38.914	49.315	<b>2:28.229 (1)</b>	<b>72.10</b>		<b>11:31:36.139</b>

P19 57		Geoff MOOK		Yamaha TZR250 -		
IDEAL LAP TIME : 2:28.560		BEST LAP TIME : 2:28.560		DIFFERENCE : 0.000		
LAP	SECTOR 1	SECTOR 2	LAP TIME	MPH	DIFF	TIME OF DAY
1 -	<b>1:38.259</b>	<b>50.301</b>	<b>2:28.560 (1)</b>	<b>71.94</b>		<b>11:24:01.463</b>

# BMCRC - MRO Championships 2023 - Rnd 7 @ Snetterton

## DFDS Yamaha Past Masters

### QUALIFYING - SECTOR ANALYSIS



SECTOR 1 = FL to I1, SECTOR 2 = I1 to FL, DIFF = Difference To Personal Best Lap, P = Crossed Finish Line in Pit Lane, D = Time Disallowed

P20 42 C		Martin PEARSON		Yamaha TZR250 -			
IDEAL LAP TIME : 2:32.919		BEST LAP TIME : 2:33.135		DIFFERENCE : 0.216			
LAP	SECTOR 1	SECTOR 2	LAP TIME	MPH	DIFF	TIME OF DAY	
1 -	1:46.251	51.565	2:37.816	67.72	4.681	11:24:13.936	
2 -	1:42.219	51.497	2:33.716 (3)	69.53	0.581	11:26:47.652	
3 -	<b>1:41.434</b>	51.701	<b>2:33.135 (1)</b>	<b>69.79</b>		<b>11:29:20.787</b>	
4 -	1:42.102	<b>51.485</b>	2:33.587 (2)	69.58	0.452	11:31:54.374	

P21 36 C		Phil ZANUTTO		Yamaha TZR250 - Westend garage			
IDEAL LAP TIME : 2:33.556		BEST LAP TIME : 2:33.858		DIFFERENCE : 0.302			
LAP	SECTOR 1	SECTOR 2	LAP TIME	MPH	DIFF	TIME OF DAY	
1 -	1:48.905	51.970	2:40.875	66.43	7.017	11:24:21.759	
2 -	<b>1:42.096</b>	53.176	2:35.272 (3)	68.83	1.414	11:26:57.031	
3 -	1:43.165	51.870	2:35.035 (2)	68.93	1.177	11:29:32.066	
4 -	1:42.398	<b>51.460</b>	<b>2:33.858 (1)</b>	<b>69.46</b>		<b>11:32:05.924</b>	

P22 71 R		Tess BICKERSTAFF		Yamaha TZR250 - Len Whalin			
IDEAL LAP TIME : 2:43.650		BEST LAP TIME : 2:44.667		DIFFERENCE : 1.017			
LAP	SECTOR 1	SECTOR 2	LAP TIME	MPH	DIFF	TIME OF DAY	
1 -	1:50.139	<b>54.528</b>	<b>2:44.667 (1)</b>	<b>64.90</b>		<b>11:24:28.858</b>	
2 -	<b>1:49.122</b>	IN PIT	4:59.064 P	35.73	2:14.397	11:29:27.922	

P23 50 R		Stuart MELHUIH		Yamaha TZR250 -			
IDEAL LAP TIME : 2:45.093		BEST LAP TIME : 2:45.202		DIFFERENCE : 0.109			
LAP	SECTOR 1	SECTOR 2	LAP TIME	MPH	DIFF	TIME OF DAY	
1 -	1:54.450	56.672	2:51.122	62.45	5.920	11:24:27.932	
2 -	<b>1:49.390</b>	55.812	<b>2:45.202 (1)</b>	<b>64.69</b>		<b>11:27:13.134</b>	
3 -	1:49.856	55.714	2:45.570 (2)	64.55	0.368	11:29:58.704	
4 -	1:50.349	<b>55.703</b>	2:46.052 (3)	64.36	0.850	11:32:44.756	

# BMCRC - MRO Championships 2023 - Rnd 7 @ Snetterton

## DFDS Yamaha Past Masters

### QUALIFYING - BEST SECTORS

SECTOR 1			SECTOR 2			IDEAL / BEST COMPARISON						
POS	NO	NAME	TIME	NO	NAME	TIME	POS	NO	NAME	IDEAL	BEST	DIFF
									<b>PERFECT LAP</b>	<b>2:10.505</b>		
1	51	WHOLEY	1:27.552	51	WHOLEY	42.953	1	51	WHOLEY	2:10.505	2:10.563	0.058
2	74	WHITBY	1:28.145	74	WHITBY	43.952	2	74	WHITBY	2:12.097	2:12.117	0.020
3	70	BURSCOUGH	1:29.188	30	COOPER	44.209	3	30	COOPER	2:13.610	2:13.869	0.259
4	30	COOPER	1:29.401	28	MCCARTER	44.456	4	70	BURSCOUGH	2:13.757	2:14.415	0.658
5	27	HAYWARD	1:29.874	29	CRIPPS	44.501	5	27	HAYWARD	2:14.390	2:14.606	0.216
6	4	HALIL	1:29.985	27	HAYWARD	44.516	6	28	MCCARTER	2:14.652	2:15.143	0.491
7	28	MCCARTER	1:30.196	70	BURSCOUGH	44.569	7	8	BALL	2:15.064	2:15.327	0.263
8	8	BALL	1:30.405	8	BALL	44.659	8	29	CRIPPS	2:15.154	2:15.978	0.824
9	29	CRIPPS	1:30.653	4	HALIL	45.287	9	4	HALIL	2:15.272	2:15.272	0.000
10	7	FISHWICK	1:31.978	26	LEE	45.297	10	26	LEE	2:17.357	2:17.647	0.290
11	162	COOPER	1:31.983	7	FISHWICK	45.684	11	7	FISHWICK	2:17.662	2:17.691	0.029
12	26	LEE	1:32.060	162	COOPER	45.954	12	162	COOPER	2:17.937	2:18.685	0.748
13	60	GOUGH	1:32.106	60	GOUGH	45.980	13	60	GOUGH	2:18.086	2:18.545	0.459
14	333	STUBBERFIELD	1:32.458	72	HAMILTON	46.342	14	333	STUBBERFIELD	2:18.818	2:18.818	0.000
15	72	HAMILTON	1:32.551	333	STUBBERFIELD	46.360	15	72	HAMILTON	2:18.893	2:19.265	0.372
16	46	MARSHALL	1:35.059	69	ELLERAY	47.963	16	46	MARSHALL	2:23.227	2:23.227	0.000
17	73	TURNER	1:37.479	46	MARSHALL	48.168	17	73	TURNER	2:26.282	2:27.424	1.142
18	57	MOOK	1:38.259	73	TURNER	48.803	18	69	ELLERAY	2:26.651	2:28.229	1.578
19	69	ELLERAY	1:38.688	57	MOOK	50.301	19	57	MOOK	2:28.560	2:28.560	0.000
20	42	PEARSON	1:41.434	36	ZANUTTO	51.460	20	42	PEARSON	2:32.919	2:33.135	0.216
21	36	ZANUTTO	1:42.096	42	PEARSON	51.485	21	36	ZANUTTO	2:33.556	2:33.858	0.302
22	71	BICKERSTAFF	1:49.122	71	BICKERSTAFF	54.528	22	71	BICKERSTAFF	2:43.650	2:44.667	1.017
23	50	MELHUIISH	1:49.390	50	MELHUIISH	55.703	23	50	MELHUIISH	2:45.093	2:45.202	0.109

# BMCRC - MRO Championships 2023 - Rnd 7 @ Snetterton

## DFDS Yamaha Past Masters

### QUALIFYING - STATISTICS

**Competitors Started** 23  
**Planned Start** 2023-09-02 @ 11:00:00.000  
**Actual Start** 2023-09-02 @ 11:21:19.941  
**Finish Time** 2023-09-02 @ 11:31:21.175  
**Track Length** 2.9689mi.  
**Total Laps** 100  
**Total Distance Covered** 296.8911mi.

### Session Fastest Lap History

NO	CL	NAME	LAP TIME	TIME OF DAY	LAP	VEHICLE
51		Kevin WHOLEY	<b>2:17.164</b>	11:23:54.336	1	Yamaha TZR250
51		Kevin WHOLEY	<b>2:12.332</b>	11:26:06.669	2	Yamaha TZR250
51		Kevin WHOLEY	<b>2:11.096</b>	11:28:17.763	3	Yamaha TZR250
51		Kevin WHOLEY	<b>2:10.563</b>	11:30:28.327	4	Yamaha TZR250

### Flag History

TYPE	TIME OF DAY
GREEN	11:21:19.941
FINISH	11:31:21.175

### Flag Statistics

TYPE	COUNT	TOTAL LAPS	TOTAL TIME
Green	1	5	12:25.720
Red	0	0	0.000
Safety Car	0	0	0.000
FCY	0	0	0.000

# BMCRC - MRO Championships 2023 - Rnd 7 @ Snetterton

## DFDS Yamaha Past Masters

### QUALIFYING - STATISTICS

CLASS :

12 Starters

#### Fastest Lap History

NO	NAME	LAP TIME	TIME OF DAY	LAP	VEHICLE
51	Kevin WHOLEY	<b>2:17.164</b>	11:23:54.336	1	Yamaha TZR250
51	Kevin WHOLEY	<b>2:12.332</b>	11:26:06.669	2	Yamaha TZR250
51	Kevin WHOLEY	<b>2:11.096</b>	11:28:17.763	3	Yamaha TZR250
51	Kevin WHOLEY	<b>2:10.563</b>	11:30:28.327	4	Yamaha TZR250

# BMCRC - MRO Championships 2023 - Rnd 7 @ Snetterton

## DFDS Yamaha Past Masters

### QUALIFYING - STATISTICS

CLASS : C

9 Starters

#### Fastest Lap History

NO	NAME	LAP TIME	TIME OF DAY	LAP	VEHICLE
46	Kevin MARSHALL	2:30.262	11:24:01.041	1	Yamaha TZR250
72	John HAMILTON	2:27.031	11:24:01.361	1	Yamaha TRZ250
333	Mark STUBBERFIELD	2:24.676	11:24:01.457	1	Yamaha TZR250
26	Damian LEE	2:24.111	11:24:03.719	1	Yamaha TZR250
333	Mark STUBBERFIELD	2:19.931	11:26:21.391	2	Yamaha TZR250
26	Damian LEE	2:17.825	11:26:21.542	2	Yamaha TZR250
26	Damian LEE	2:17.737	11:28:39.280	3	Yamaha TZR250
26	Damian LEE	2:17.647	11:30:56.927	4	Yamaha TZR250

# BMCRC - MRO Championships 2023 - Rnd 7 @ Snetterton

## DFDS Yamaha Past Masters

### QUALIFYING - STATISTICS

**CLASS : R**

2 Starters

#### Fastest Lap History

NO	NAME	LAP TIME	TIME OF DAY	LAP	VEHICLE
50	Stuart MELHUISH	2:51.122	11:24:27.938	1	Yamaha TZR250
71	Tess BICKERSTAFF	2:44.667	11:24:28.883	1	Yamaha TZR250

**BMCRC - MRO Championships 2023 - Rnd 7 @ Snetterton**
**DFDS Yamaha Past Masters**
**RACE 11 - GRID (5 Laps)**

ROW 8	24   <b>100</b> Andrew ASHWORTH   2:45.202	23   <b>50</b> Stuart MELHUISE   2:44.667	22   <b>71</b> Tess BICKERSTAFF
ROW 7	21   <b>36</b> Phil ZANUTTO   2:33.858	20   <b>42</b> Martin PEARSON   2:33.135	19   <b>57</b> Geoff MOOK   2:28.560
ROW 6	18   <b>69</b> Mark ELLERAY   2:28.229	17   <b>73</b> Colvin TURNER   2:27.424	16   <b>46</b> Kevin MARSHALL   2:23.227
ROW 5	15   <b>72</b> John HAMILTON   2:19.265	14   <b>333</b> Mark STUBBERFIELD   2:18.818	13   <b>162</b> Darren COOPER   2:18.685
ROW 4	12   <b>60</b> Danny GOUGH   2:18.545	11   <b>7</b> Pete FISHWICK   2:17.691	10   <b>26</b> Damian LEE   2:17.647
ROW 3	9   <b>29</b> Derek CRIPPS   2:15.978	8   <b>8</b> David BALL   2:15.327	7   <b>4</b> Denis HALIL   2:15.272
ROW 2	6   <b>28</b> Liam MCCARTER   2:15.143	5   <b>27</b> Richard HAYWARD   2:14.606	4   <b>70</b> Andrew BURSCOUGH   2:14.415
ROW 1	3   <b>30</b> Alan COOPER   2:13.869	2   <b>74</b> Paul WHITBY   2:12.117	1   <b>51</b> Kevin WHOLEY   2:10.563
<b>Pole</b>			

Snetterton 300: 2.9689 miles

These results are provisional until the conclusion of any judicial and technical matters.

Clerk Of Course :

Stewards :

Timekeeper :

*Craig Smith*

 Results can be found at [www.tsl-timing.com](http://www.tsl-timing.com)

Printed - 11:36 Saturday, 02 September 2023





**BMCRC - MRO Championships 2023 - Rnd 7 @ Snetterton**
**DFDS Yamaha Past Masters**
**RACE 11 - CLASSIFICATION**

POS	NO	CL	PIC NAME	ENTRY	LAPS	TIME	GAP	DIFF	MPH	BEST	ON
1	51		1 Kevin WHOLEY	Yamaha TZR250 - Twistgrip Motorcycles	5	10:55.171			81.56	<b>2:09.930</b>	4
2	30		2 Alan COOPER	Yamaha TZR250 - Twistgrip Motorcycles	5	11:06.658	<b>11.487</b>	11.487	80.16	<b>2:11.444</b>	3
3	74		3 Paul WHITBY	Yamaha TZR250 - Greybridge Ltd	5	11:06.676	<b>11.505</b>	0.018	80.15	<b>2:11.548</b>	3
4	70		4 Andrew BURSCOUGH	Yamaha YPVS 350 - Mad biker designs/Martitanium	5	11:15.888	<b>20.717</b>	9.212	79.06	<b>2:12.892</b>	2
5	27		5 Richard HAYWARD	Yamaha TZR250 - GForce/Hayward R Ltd/SnapOn	5	11:16.192	<b>21.021</b>	0.304	79.03	<b>2:13.756</b>	2
6	26	C	1 Damian LEE	Yamaha TZR250 - Leed Autos	5	11:23.998	<b>28.827</b>	7.806	78.12	<b>2:14.584</b>	5
7	4		6 Denis HALIL	Yamaha TZR250 - D & A AUTOS	5	11:24.127	<b>28.956</b>	0.129	78.11	<b>2:14.582</b>	5
8	7		7 Pete FISHWICK	Yamaha TZR250 -	5	11:24.842	<b>29.671</b>	0.715	78.03	<b>2:14.850</b>	5
9	29		8 Derek CRIPPS	Yamaha TZR250 - Team FBR	5	11:24.912	<b>29.741</b>	0.070	78.02	<b>2:15.296</b>	3
10	333	C	2 Mark STUBBERFIELD	Yamaha TZR250 - Polished concrete London	5	11:38.599	<b>43.428</b>	13.687	76.49	<b>2:16.822</b>	2
11	60	C	3 Danny GOUGH	Yamaha TZR250 - G Force Motorcycles	5	11:38.634	<b>43.463</b>	0.035	76.49	<b>2:16.411</b>	2
12	72	C	4 John HAMILTON	Yamaha TRZ250 - LW Racing	5	11:48.187	<b>53.016</b>	9.553	75.46	<b>2:19.551</b>	2
13	46	C	5 Kevin MARSHALL	Yamaha TZR250 - Stacey Processing	5	12:00.435	<b>1:05.264</b>	12.248	74.17	<b>2:22.326</b>	5
14	42	C	6 Martin PEARSON	Yamaha TZR250 -	5	12:23.645	<b>1:28.474</b>	23.210	71.86	<b>2:25.962</b>	5
15	69	C	7 Mark ELLERAY	Yamaha TZR250 - Abbot Solutions Ltd	5	12:23.838	<b>1:28.667</b>	0.193	71.84	<b>2:25.646</b>	4
16	36	C	8 Phil ZANUTTO	Yamaha TZR250 - Westend garage	5	12:30.966	<b>1:35.795</b>	7.128	71.16	<b>2:27.502</b>	4
17	71	R	1 Tess BICKERSTAFF	Yamaha TZR250 - Len Whalin	5	13:20.644	<b>2:25.473</b>	49.678	66.74	<b>2:36.206</b>	2
18	50	R	2 Stuart MELHUIISH	Yamaha TZR250 -	5	13:26.055	<b>2:30.884</b>	5.411	66.29	<b>2:39.116</b>	3

**NOT CLASSIFIED**

DNF	162		Darren COOPER	Yamaha TZR250 - Twistgrip Motorcycles	2	4:40.784	<b>3 Laps</b>	3 Laps	76.13	<b>2:16.436</b>	2
DNF	57		Geoff MOOK	Yamaha TZR250 -	0						

**NOT STARTED**

NS	73	C	Colvin TURNER	Yamaha TZR250 -							
----	----	---	---------------	-----------------	--	--	--	--	--	--	--

**FASTEST LAP**

	51		Kevin WHOLEY	Yamaha TZR250 - Twistgrip Motorcycles	4	2:09.930		82.26 mph		132.38 kph	
	26	C	Damian LEE	Yamaha TZR250 - Leed Autos	5	2:14.584		79.41 mph		127.80 kph	
	71	R	Tess BICKERSTAFF	Yamaha TZR250 - Len Whalin	2	2:36.206		68.42 mph		110.11 kph	

Class - 92.5% of Race Speed = 75.44 mph  
 Class C - 92.5% of Race Speed = 72.26 mph  
 Class R - 92.5% of Race Speed = 61.73 mph

Weather / Track : Cloudy / Dry

These results are provisional until the conclusion of any judicial and technical matters.

Race Distance: 5 Laps / 14.84 miles  
 Snetterton 300: 2.9689 miles  
 Date: 02/09/2023 Start: 15:21 Finish: 15:31

Clerk Of Course :	Stewards :	Timekeeper : <i>Craig Smith</i>
-------------------	------------	------------------------------------

Results can be found at [www.tsl-timing.com](http://www.tsl-timing.com)

Printed - 15:35 Saturday, 02 September 2023



# BMCRC - MRO Championships 2023 - Rnd 7 @ Snetterton

## DFDS Yamaha Past Masters

### RACE 11 - LAP CHART

LAP 1 @ 15:23:17.761			LAP 2 @ 15:25:28.155			LAP 3 @ 15:27:38.191			LAP 4 @ 15:29:48.121			LAP 5 @ 15:31:58.143		
NO	BEHIND	LAP TIME	NO	BEHIND	LAP TIME	NO	BEHIND	LAP TIME	NO	BEHIND	LAP TIME	NO	BEHIND	LAP TIME
51		2:14.789	51		2:10.394	51		2:10.036	51		2:09.930	51		2:10.022
74	2.982	2:17.771	74	5.540	2:12.952	74	7.052	2:11.548	74	9.418	2:12.296	30	11.487	2:11.838
30	4.263	2:19.052	30	5.940	2:12.071	30	7.348	2:11.444	30	9.671	2:12.253	74	11.505	2:12.109
70	4.950	2:19.739	70	7.448	2:12.892	70	11.927	2:14.515	70	16.512	2:14.515	70	20.717	2:14.227
27	5.044	2:19.833	27	8.406	2:13.756	27	12.695	2:14.325	27	16.753	2:13.988	27	21.021	2:14.290
26	6.485	2:21.274	26	11.290	2:15.199	26	17.757	2:16.503	29	24.055	2:15.954	26	28.827	2:14.584
4	6.777	2:21.566	4	12.492	2:16.109	29	18.031	2:15.296	26	24.265	2:16.438	4	28.956	2:14.582
29	7.470	2:22.259	29	12.771	2:15.695	4	18.307	2:15.851	4	24.396	2:16.019	7	29.671	2:14.850
7	8.684	2:23.473	7	14.195	2:15.905	7	19.073	2:14.914	7	24.843	2:15.700	29	29.741	2:15.708
162	9.559	2:24.348	162	15.601	2:16.436	333	24.444	2:18.121	333	34.696	2:20.182	333	43.428	2:18.754
333	9.931	2:24.720	333	16.359	2:16.822	60	24.731	2:17.976	60	34.762	2:19.961	60	43.463	2:18.723
60	10.774	2:25.563	60	16.791	2:16.411	72	30.265	2:19.876	72	41.245	2:20.910	72	53.016	2:21.793
72	11.268	2:26.057	72	20.425	2:19.551	46	39.902	2:23.996	46	52.960	2:22.988	46	1:05.264	2:22.326
46	13.804	2:28.593	46	25.942	2:22.532	42	55.808	2:28.660	69	1:11.665	2:25.646	42	1:28.474	2:25.962
42	20.005	2:34.794	42	37.184	2:27.573	69	55.949	2:27.734	42	1:12.534	2:26.656	69	1:28.667	2:27.024
69	21.872	2:36.661	69	38.251	2:26.773	36	58.546	2:28.329	36	1:16.118	2:27.502	36	1:35.795	2:29.699
36	22.035	2:36.824	36	40.253	2:28.612	71	1:26.334	2:37.729	71	1:55.870	2:39.466	71	2:25.473	2:39.625
50	32.773	2:47.562	71	58.641	2:36.206	50	1:30.845	2:39.116	50	2:01.572	2:40.657	50	2:30.884	2:39.334
71	32.829	2:47.618	50	1:01.765	2:39.386									

# BMCRC - MRO Championships 2023 - Rnd 7 @ Snetterton

## DFDS Yamaha Past Masters

### RACE 11 - POSITION CHART

No	Name	Lap Pos	Lap				
			1	2	3	4	5
51	WHOLEY	1	51	51	51	51	51
74	WHITBY	2	74	74	74	74	30
30	COOPER	3	30	30	30	30	74
70	BURSCOUGH	4	70	70	70	70	70
27	HAYWARD	5	27	27	27	27	27
4	HALIL	6	26	26	26	29	26
29	CRIPPS	7	4	4	29	26	4
26	LEE	8	29	29	4	4	7
7	FISHWICK	9	7	7	7	7	29
60	GOUGH	10	162	162	333	333	333
162	COOPER	11	333	333	60	60	60
333	STUBBERFIELD	12	60	60	72	72	72
72	HAMILTON	13	72	72	46	46	46
46	MARSHALL	14	46	46	42	69	42
73	TURNER	15	42	42	69	42	69
69	ELLERAY	16	69	69	36	36	36
57	MOOK	17	36	36	71	71	71
42	PEARSON	18	50	71	50	50	50
36	ZANUTTO	19	71	50			
71	BICKERSTAFF	20					
50	MELHUIISH	21					

# BMCRC - MRO Championships 2023 - Rnd 7 @ Snetterton

## DFDS Yamaha Past Masters

### RACE 11 - SECTOR ANALYSIS



SECTOR 1 = FL to I1, SECTOR 2 = I1 to FL, DIFF = Difference To Personal Best Lap, P = Crossed Finish Line in Pit Lane, D = Time Disallowed

P1 51		Kevin WHOLEY		Yamaha TZR250 - Twistgrip Motorcycles		
IDEAL LAP TIME : 2:09.648		BEST LAP TIME : 2:09.930		DIFFERENCE : 0.282		
LAP	SECTOR 1	SECTOR 2	LAP TIME	MPH	DIFF	TIME OF DAY
1 -		<b>42.790</b>	2:14.789	79.29	4.859	15:23:17.761
2 -	1:27.171	43.223	2:10.394	81.96	0.464	15:25:28.155
3 -	1:27.122	42.914	2:10.036 (3)	82.19	0.106	15:27:38.191
4 -	<b>1:26.858</b>	43.072	<b>2:09.930 (1)</b>	<b>82.26</b>		<b>15:29:48.121</b>
5 -	1:26.920	43.102	2:10.022 (2)	82.20	0.092	15:31:58.143

P2 30		Alan COOPER		Yamaha TZR250 - Twistgrip Motorcycles		
IDEAL LAP TIME : 2:11.444		BEST LAP TIME : 2:11.444		DIFFERENCE : 0.000		
LAP	SECTOR 1	SECTOR 2	LAP TIME	MPH	DIFF	TIME OF DAY
1 -		43.891	2:19.052	76.86	7.608	15:23:22.024
2 -	1:27.914	44.157	2:12.071 (3)	80.92	0.627	15:25:34.095
3 -	<b>1:27.559</b>	<b>43.885</b>	<b>2:11.444 (1)</b>	<b>81.31</b>		<b>15:27:45.539</b>
4 -	1:28.180	44.073	2:12.253	80.81	0.809	15:29:57.792
5 -	1:27.779	44.059	2:11.838 (2)	81.06	0.394	15:32:09.630

P3 74		Paul WHITBY		Yamaha TZR250 - Greybridge Ltd		
IDEAL LAP TIME : 2:11.458		BEST LAP TIME : 2:11.548		DIFFERENCE : 0.090		
LAP	SECTOR 1	SECTOR 2	LAP TIME	MPH	DIFF	TIME OF DAY
1 -		44.004	2:17.771	77.57	6.223	15:23:20.743
2 -	1:28.797	44.155	2:12.952	80.39	1.404	15:25:33.695
3 -	<b>1:27.541</b>	44.007	<b>2:11.548 (1)</b>	<b>81.24</b>		<b>15:27:45.243</b>
4 -	1:28.379	<b>43.917</b>	2:12.296 (3)	80.78	0.748	15:29:57.539
5 -	1:27.813	44.296	2:12.109 (2)	80.90	0.561	15:32:09.648

P4 70		Andrew BURSCOUGH		Yamaha YPVS 350 - Mad biker designs/Martitanium		
IDEAL LAP TIME : 2:12.892		BEST LAP TIME : 2:12.892		DIFFERENCE : 0.000		
LAP	SECTOR 1	SECTOR 2	LAP TIME	MPH	DIFF	TIME OF DAY
1 -		45.227	2:19.739	76.48	6.847	15:23:22.711
2 -	<b>1:28.569</b>	<b>44.323</b>	<b>2:12.892 (1)</b>	<b>80.42</b>		<b>15:25:35.603</b>
3 -	1:29.485	45.030	2:14.515 (3)	79.45	1.623	15:27:50.118
4 -	1:29.299	45.216	2:14.515 (3)	79.45	1.623	15:30:04.633
5 -	1:29.521	44.706	2:14.227 (2)	79.62	1.335	15:32:18.860

P5 27		Richard HAYWARD		Yamaha TZR250 - GForce/Hayward R Ltd/SnapOn		
IDEAL LAP TIME : 2:13.693		BEST LAP TIME : 2:13.756		DIFFERENCE : 0.063		
LAP	SECTOR 1	SECTOR 2	LAP TIME	MPH	DIFF	TIME OF DAY
1 -		44.484	2:19.833	76.43	6.077	15:23:22.805
2 -	1:29.466	<b>44.290</b>	<b>2:13.756 (1)</b>	<b>79.90</b>		<b>15:25:36.561</b>
3 -	<b>1:29.403</b>	44.922	2:14.325	79.56	0.569	15:27:50.886
4 -	1:29.481	44.507	2:13.988 (2)	79.76	0.232	15:30:04.874
5 -	1:29.695	44.595	2:14.290 (3)	79.58	0.534	15:32:19.164

P6 26 C		Damian LEE		Yamaha TZR250 - Leed Autos		
IDEAL LAP TIME : 2:14.541		BEST LAP TIME : 2:14.584		DIFFERENCE : 0.043		
LAP	SECTOR 1	SECTOR 2	LAP TIME	MPH	DIFF	TIME OF DAY
1 -		<b>44.651</b>	2:21.274	75.65	6.690	15:23:24.246
2 -	1:30.176	45.023	2:15.199 (2)	79.05	0.615	15:25:39.445
3 -	1:30.957	45.546	2:16.503	78.29	1.919	15:27:55.948
4 -	1:31.141	45.297	2:16.438 (3)	78.33	1.854	15:30:12.386
5 -	<b>1:29.890</b>	44.694	<b>2:14.584 (1)</b>	<b>79.41</b>		<b>15:32:26.970</b>

# BMCRC - MRO Championships 2023 - Rnd 7 @ Snetterton

## DFDS Yamaha Past Masters

### RACE 11 - SECTOR ANALYSIS



SECTOR 1 = FL to I1, SECTOR 2 = I1 to FL, DIFF = Difference To Personal Best Lap, P = Crossed Finish Line in Pit Lane, D = Time Disallowed

P7 4		Denis HALIL		Yamaha TZR250 - D & A AUTOS		
IDEAL LAP TIME : 2:14.582		BEST LAP TIME : 2:14.582		DIFFERENCE : 0.000		
LAP	SECTOR 1	SECTOR 2	LAP TIME	MPH	DIFF	TIME OF DAY
1 -		44.998	2:21.566	75.49	6.984	15:23:24.538
2 -	1:30.726	45.383	2:16.109	78.52	1.527	15:25:40.647
3 -	1:30.749	45.102	2:15.851 (2)	78.67	1.269	15:27:56.498
4 -	1:30.790	45.229	2:16.019 (3)	78.57	1.437	15:30:12.517
5 -	<b>1:29.961</b>	<b>44.621</b>	<b>2:14.582 (1)</b>	<b>79.41</b>		<b>15:32:27.099</b>

P8 7		Pete FISHWICK		Yamaha TZR250 -		
IDEAL LAP TIME : 2:14.535		BEST LAP TIME : 2:14.850		DIFFERENCE : 0.315		
LAP	SECTOR 1	SECTOR 2	LAP TIME	MPH	DIFF	TIME OF DAY
1 -		45.087	2:23.473	74.49	8.623	15:23:26.445
2 -	1:31.121	44.784	2:15.905	78.64	1.055	15:25:42.350
3 -	<b>1:30.013</b>	44.901	2:14.914 (2)	79.22	0.064	15:27:57.264
4 -	1:30.489	45.211	2:15.700 (3)	78.76	0.850	15:30:12.964
5 -	1:30.328	<b>44.522</b>	<b>2:14.850 (1)</b>	<b>79.25</b>		<b>15:32:27.814</b>

P9 29		Derek CRIPPS		Yamaha TZR250 - Team FBR		
IDEAL LAP TIME : 2:14.854		BEST LAP TIME : 2:15.296		DIFFERENCE : 0.442		
LAP	SECTOR 1	SECTOR 2	LAP TIME	MPH	DIFF	TIME OF DAY
1 -		<b>44.677</b>	2:22.259	75.13	6.963	15:23:25.231
2 -	1:30.477	45.218	2:15.695 (2)	78.76	0.399	15:25:40.926
3 -	<b>1:30.177</b>	45.119	<b>2:15.296 (1)</b>	<b>78.99</b>		<b>15:27:56.222</b>
4 -	1:30.938	45.016	2:15.954	78.61	0.658	15:30:12.176
5 -	1:30.285	45.423	2:15.708 (3)	78.75	0.412	15:32:27.884

P10 333 C		Mark STUBBERFIELD		Yamaha TZR250 - Polished concrete London		
IDEAL LAP TIME : 2:16.522		BEST LAP TIME : 2:16.822		DIFFERENCE : 0.300		
LAP	SECTOR 1	SECTOR 2	LAP TIME	MPH	DIFF	TIME OF DAY
1 -		<b>45.592</b>	2:24.720	73.85	7.898	15:23:27.692
2 -	<b>1:30.930</b>	45.892	<b>2:16.822 (1)</b>	<b>78.11</b>		<b>15:25:44.514</b>
3 -	1:31.578	46.543	2:18.121 (2)	77.38	1.299	15:28:02.635
4 -	1:32.711	47.471	2:20.182	76.24	3.360	15:30:22.817
5 -	1:31.808	46.946	2:18.754 (3)	77.02	1.932	15:32:41.571

P11 60 C		Danny GOUGH		Yamaha TZR250 - G Force Motorcycles		
IDEAL LAP TIME : 2:16.411		BEST LAP TIME : 2:16.411		DIFFERENCE : 0.000		
LAP	SECTOR 1	SECTOR 2	LAP TIME	MPH	DIFF	TIME OF DAY
1 -		45.872	2:25.563	73.42	9.152	15:23:28.535
2 -	<b>1:30.830</b>	<b>45.581</b>	<b>2:16.411 (1)</b>	<b>78.35</b>		<b>15:25:44.946</b>
3 -	1:32.360	45.616	2:17.976 (2)	77.46	1.565	15:28:02.922
4 -	1:32.819	47.142	2:19.961	76.36	3.550	15:30:22.883
5 -	1:31.846	46.877	2:18.723 (3)	77.04	2.312	15:32:41.606

P12 72 C		John HAMILTON		Yamaha TRZ250 - LW Racing		
IDEAL LAP TIME : 2:18.657		BEST LAP TIME : 2:19.551		DIFFERENCE : 0.894		
LAP	SECTOR 1	SECTOR 2	LAP TIME	MPH	DIFF	TIME OF DAY
1 -		<b>45.748</b>	2:26.057	73.17	6.506	15:23:29.029
2 -	<b>1:32.909</b>	46.642	<b>2:19.551 (1)</b>	<b>76.58</b>		<b>15:25:48.580</b>
3 -	1:33.130	46.746	2:19.876 (2)	76.41	0.325	15:28:08.456
4 -	1:33.833	47.077	2:20.910 (3)	75.85	1.359	15:30:29.366
5 -	1:34.770	47.023	2:21.793	75.37	2.242	15:32:51.159

# BMCRC - MRO Championships 2023 - Rnd 7 @ Snetterton

## DFDS Yamaha Past Masters

### RACE 11 - SECTOR ANALYSIS



SECTOR 1 = FL to I1, SECTOR 2 = I1 to FL, DIFF = Difference To Personal Best Lap, P = Crossed Finish Line in Pit Lane, D = Time Disallowed

P13 46 C		Kevin MARSHALL		Yamaha TZR250 - Stacey Processing		
IDEAL LAP TIME : 2:21.118		BEST LAP TIME : 2:22.326		DIFFERENCE : 1.208		
LAP	SECTOR 1	SECTOR 2	LAP TIME	MPH	DIFF	TIME OF DAY
1 -		<b>46.734</b>	2:28.593	71.92	6.267	15:23:31.565
2 -	1:34.713	47.819	2:22.532 (2)	74.98	0.206	15:25:54.097
3 -	1:35.508	48.488	2:23.996	74.22	1.670	15:28:18.093
4 -	1:34.709	48.279	2:22.988 (3)	74.74	0.662	15:30:41.081
5 -	<b>1:34.384</b>	47.942	<b>2:22.326 (1)</b>	<b>75.09</b>		<b>15:33:03.407</b>

P14 42 C		Martin PEARSON		Yamaha TZR250 -		
IDEAL LAP TIME : 2:25.962		BEST LAP TIME : 2:25.962		DIFFERENCE : 0.000		
LAP	SECTOR 1	SECTOR 2	LAP TIME	MPH	DIFF	TIME OF DAY
1 -		49.040	2:34.794	69.04	8.832	15:23:37.766
2 -	1:38.309	49.264	2:27.573 (3)	72.42	1.611	15:26:05.339
3 -	1:39.106	49.554	2:28.660	71.89	2.698	15:28:33.999
4 -	1:37.399	49.257	2:26.656 (2)	72.87	0.694	15:31:00.655
5 -	<b>1:36.971</b>	<b>48.991</b>	<b>2:25.962 (1)</b>	<b>73.22</b>		<b>15:33:26.617</b>

P15 69 C		Mark ELLERAY		Yamaha TZR250 - Abbot Solutions Ltd		
IDEAL LAP TIME : 2:25.392		BEST LAP TIME : 2:25.646		DIFFERENCE : 0.254		
LAP	SECTOR 1	SECTOR 2	LAP TIME	MPH	DIFF	TIME OF DAY
1 -		49.056	2:36.661	68.22	11.015	15:23:39.633
2 -	1:38.485	<b>48.288</b>	2:26.773 (2)	72.82	1.127	15:26:06.406
3 -	1:38.398	49.336	2:27.734	72.34	2.088	15:28:34.140
4 -	<b>1:37.104</b>	48.542	<b>2:25.646 (1)</b>	<b>73.38</b>		<b>15:30:59.786</b>
5 -	1:38.005	49.019	2:27.024 (3)	72.69	1.378	15:33:26.810

P16 36 C		Phil ZANUTTO		Yamaha TZR250 - Westend garage		
IDEAL LAP TIME : 2:27.502		BEST LAP TIME : 2:27.502		DIFFERENCE : 0.000		
LAP	SECTOR 1	SECTOR 2	LAP TIME	MPH	DIFF	TIME OF DAY
1 -		49.794	2:36.824	68.15	9.322	15:23:39.796
2 -	1:38.734	49.878	2:28.612 (3)	71.91	1.110	15:26:08.408
3 -	1:38.588	49.741	2:28.329 (2)	72.05	0.827	15:28:36.737
4 -	<b>1:38.063</b>	<b>49.439</b>	<b>2:27.502 (1)</b>	<b>72.46</b>		<b>15:31:04.239</b>
5 -	1:39.104	50.595	2:29.699	71.39	2.197	15:33:33.938

P17 71 R		Tess BICKERSTAFF		Yamaha TZR250 - Len Whalin		
IDEAL LAP TIME : 2:36.170		BEST LAP TIME : 2:36.206		DIFFERENCE : 0.036		
LAP	SECTOR 1	SECTOR 2	LAP TIME	MPH	DIFF	TIME OF DAY
1 -		53.775	2:47.618	63.76	11.412	15:23:50.590
2 -	<b>1:43.250</b>	52.956	<b>2:36.206 (1)</b>	<b>68.42</b>		<b>15:26:26.796</b>
3 -	1:44.544	53.185	2:37.729 (2)	67.76	1.523	15:29:04.525
4 -	1:46.546	<b>52.920</b>	2:39.466 (3)	67.02	3.260	15:31:43.991
5 -	1:46.265	53.360	2:39.625	66.95	3.419	15:34:23.616

P18 50 R		Stuart MELHUISH		Yamaha TZR250 -		
IDEAL LAP TIME : 2:38.599		BEST LAP TIME : 2:39.116		DIFFERENCE : 0.517		
LAP	SECTOR 1	SECTOR 2	LAP TIME	MPH	DIFF	TIME OF DAY
1 -		53.991	2:47.562	63.78	8.446	15:23:50.534
2 -	1:46.152	53.234	2:39.386 (3)	67.05	0.270	15:26:29.920
3 -	<b>1:45.777</b>	53.339	<b>2:39.116 (1)</b>	<b>67.17</b>		<b>15:29:09.036</b>
4 -	1:47.247	53.410	2:40.657	66.52	1.541	15:31:49.693
5 -	1:46.512	<b>52.822</b>	2:39.334 (2)	67.07	0.218	15:34:29.027

# BMCRC - MRO Championships 2023 - Rnd 7 @ Snetterton

## DFDS Yamaha Past Masters

### RACE 11 - SECTOR ANALYSIS



SECTOR 1 = FL to I1, SECTOR 2 = I1 to FL, DIFF = Difference To Personal Best Lap, P = Crossed Finish Line in Pit Lane, D = Time Disallowed

P19 162		Darren COOPER		Yamaha TZR250 - Twistgrip Motorcycles			
IDEAL LAP TIME : 2:16.436		BEST LAP TIME : 2:16.436		DIFFERENCE : 0.000			
LAP	SECTOR 1	SECTOR 2	LAP TIME	MPH	DIFF	TIME OF DAY	
1 -		45.383	2:24.348	74.04	7.912	15:23:27.320	
2 -	<b>1:31.193</b>	<b>45.243</b>	<b>2:16.436 (1)</b>	<b>78.33</b>		<b>15:25:43.756</b>	

# BMCRC - MRO Championships 2023 - Rnd 7 @ Snetterton

## DFDS Yamaha Past Masters

### RACE 11 - BEST SECTORS

SECTOR 1			SECTOR 2			IDEAL / BEST COMPARISON						
POS	NO	NAME	TIME	NO	NAME	TIME	POS	NO	NAME	IDEAL	BEST	DIFF
									<b>PERFECT LAP</b>	<b>2:09.648</b>		
1	51	WHOLEY	1:26.858	51	WHOLEY	42.790	1	51	WHOLEY	2:09.648	2:09.930	0.282
2	74	WHITBY	1:27.541	30	COOPER	43.885	2	30	COOPER	2:11.444	2:11.444	0.000
3	30	COOPER	1:27.559	74	WHITBY	43.917	3	74	WHITBY	2:11.458	2:11.548	0.090
4	70	BURSCOUGH	1:28.569	27	HAYWARD	44.290	4	70	BURSCOUGH	2:12.892	2:12.892	0.000
5	27	HAYWARD	1:29.403	70	BURSCOUGH	44.323	5	27	HAYWARD	2:13.693	2:13.756	0.063
6	26	LEE	1:29.890	7	FISHWICK	44.522	6	7	FISHWICK	2:14.535	2:14.850	0.315
7	4	HALIL	1:29.961	4	HALIL	44.621	7	26	LEE	2:14.541	2:14.584	0.043
8	7	FISHWICK	1:30.013	26	LEE	44.651	8	4	HALIL	2:14.582	2:14.582	0.000
9	29	CRIPPS	1:30.177	29	CRIPPS	44.677	9	29	CRIPPS	2:14.854	2:15.296	0.442
10	60	GOUGH	1:30.830	162	COOPER	45.243	10	60	GOUGH	2:16.411	2:16.411	0.000
11	333	STUBBERFIELD	1:30.930	60	GOUGH	45.581	11	162	COOPER	2:16.436	2:16.436	0.000
12	162	COOPER	1:31.193	333	STUBBERFIELD	45.592	12	333	STUBBERFIELD	2:16.522	2:16.822	0.300
13	72	HAMILTON	1:32.909	72	HAMILTON	45.748	13	72	HAMILTON	2:18.657	2:19.551	0.894
14	46	MARSHALL	1:34.384	46	MARSHALL	46.734	14	46	MARSHALL	2:21.118	2:22.326	1.208
15	42	PEARSON	1:36.971	69	ELLERAY	48.288	15	69	ELLERAY	2:25.392	2:25.646	0.254
16	69	ELLERAY	1:37.104	42	PEARSON	48.991	16	42	PEARSON	2:25.962	2:25.962	0.000
17	36	ZANUTTO	1:38.063	36	ZANUTTO	49.439	17	36	ZANUTTO	2:27.502	2:27.502	0.000
18	71	BICKERSTAFF	1:43.250	50	MELHUISH	52.822	18	71	BICKERSTAFF	2:36.170	2:36.206	0.036
19	50	MELHUISH	1:45.777	71	BICKERSTAFF	52.920	19	50	MELHUISH	2:38.599	2:39.116	0.517
20												
21												



# BMCRC - MRO Championships 2023 - Rnd 7 @ Snetterton

## DFDS Yamaha Past Masters

### RACE 11 - STATISTICS

**Competitors Started** 20  
**Planned Start** 2023-09-02 @ 15:20:00.000  
**Actual Start** 2023-09-02 @ 15:21:02.971  
**Finish Time** 2023-09-02 @ 15:31:58.142  
**Track Length** 2.9689mi.  
**Total Laps** 92  
**Total Distance Covered** 273.1398mi.

#### Session Fastest Lap History

NO	CL	NAME	LAP TIME	TIME OF DAY	LAP	VEHICLE
51		Kevin WHOLEY	<b>2:10.394</b>	15:25:28.175	2	Yamaha TZR250
51		Kevin WHOLEY	<b>2:10.036</b>	15:27:38.211	3	Yamaha TZR250
51		Kevin WHOLEY	<b>2:09.930</b>	15:29:48.142	4	Yamaha TZR250

#### Session Leader History

NO	CL	NAME	FROM LAP	LAPS LED	DISTANCE	VEHICLE
51		Kevin WHOLEY	1	5	14.84 miles	Yamaha TZR250

#### Flag History

TYPE	TIME OF DAY
GREEN	15:21:02.971
FINISH	15:31:58.142

#### Flag Statistics

TYPE	COUNT	TOTAL LAPS	TOTAL TIME
Green	1	5	13:30.279
Red	0	0	0.000
Safety Car	0	0	0.000
FCY	0	0	0.000

# BMCRC - MRO Championships 2023 - Rnd 7 @ Snetterton

## DFDS Yamaha Past Masters

### RACE 11 - STATISTICS

**CLASS :**

10 Starters

#### Fastest Lap History

NO	NAME	LAP TIME	TIME OF DAY	LAP	VEHICLE
51	Kevin WHOLEY	<b>2:10.394</b>	15:25:28.175	2	Yamaha TZR250
51	Kevin WHOLEY	<b>2:10.036</b>	15:27:38.211	3	Yamaha TZR250
51	Kevin WHOLEY	<b>2:09.930</b>	15:29:48.142	4	Yamaha TZR250

#### Leader History

NO	NAME	FROM LAP	LAPS LED	DISTANCE	VEHICLE
51	Kevin WHOLEY	1	5	14.84 miles	Yamaha TZR250

# BMCRC - MRO Championships 2023 - Rnd 7 @ Snetterton

## DFDS Yamaha Past Masters

### RACE 11 - STATISTICS

**CLASS : C**

8 Starters

#### Fastest Lap History

NO	NAME	LAP TIME	TIME OF DAY	LAP	VEHICLE
26	Damian LEE	<b>2:15.199</b>	15:25:39.450	2	Yamaha TZR250
26	Damian LEE	<b>2:14.584</b>	15:32:26.975	5	Yamaha TZR250

#### Leader History

NO	NAME	FROM LAP	LAPS LED	DISTANCE	VEHICLE
26	Damian LEE	1	5	14.84 miles	Yamaha TZR250

# BMCRC - MRO Championships 2023 - Rnd 7 @ Snetterton

## DFDS Yamaha Past Masters

### RACE 11 - STATISTICS

**CLASS : R**

2 Starters

#### Fastest Lap History

NO	NAME	LAP TIME	TIME OF DAY	LAP	VEHICLE
71	Tess BICKERSTAFF	<b>2:36.206</b>	15:26:26.821	2	Yamaha TZR250

#### Leader History

NO	NAME	FROM LAP	LAPS LED	DISTANCE	VEHICLE
50	Stuart MELHUISSH	1	1	2.96 miles	Yamaha TZR250
71	Tess BICKERSTAFF	2	4	11.87 miles	Yamaha TZR250

**BMCRC - MRO Championships 2023 - Rnd 7 @ Snetterton**
**DFDS Yamaha Past Masters**
**RACE 21 - GRID (5 Laps)**

ROW 8	24   <b>100</b> Andrew ASHWORTH	23   <b>8</b> David BALL	22   <b>28</b> Liam MCCARTER
ROW 7	21   <b>73</b> Colvin TURNER	20   <b>57</b> Geoff MOOK	19   <b>50</b> Stuart MELHUIH <span style="float: right;">2:39.116</span>
ROW 6	18   <b>71</b> Tess BICKERSTAFF <span style="float: left;">2:36.206</span>	17   <b>36</b> Phil ZANUTTO <span style="float: left;">2:27.502</span>	16   <b>42</b> Martin PEARSON <span style="float: right;">2:25.962</span>
ROW 5	15   <b>69</b> Mark ELLERAY <span style="float: left;">2:25.646</span>	14   <b>46</b> Kevin MARSHALL <span style="float: left;">2:22.326</span>	13   <b>72</b> John HAMILTON <span style="float: right;">2:19.551</span>
ROW 4	12   <b>333</b> Mark STUBBERFIELD <span style="float: left;">2:16.822</span>	11   <b>162</b> Darren COOPER <span style="float: left;">2:16.436</span>	10   <b>60</b> Danny GOUGH <span style="float: right;">2:16.411</span>
ROW 3	9   <b>29</b> Derek CRIPPS <span style="float: left;">2:15.296</span>	8   <b>7</b> Pete FISHWICK <span style="float: left;">2:14.850</span>	7   <b>26</b> Damian LEE <span style="float: right;">2:14.584</span>
ROW 2	6   <b>4</b> Denis HALIL <span style="float: left;">2:14.582</span>	5   <b>27</b> Richard HAYWARD <span style="float: left;">2:13.756</span>	4   <b>70</b> Andrew BURSCOUGH <span style="float: right;">2:12.892</span>
ROW 1	3   <b>74</b> Paul WHITBY <span style="float: left;">2:11.548</span>	2   <b>30</b> Alan COOPER <span style="float: left;">2:11.444</span>	1   <b>51</b> Kevin WHOLEY <span style="float: right;">2:09.930</span>
<b>Pole</b>			

Snetterton 300: 2.9689 miles

These results are provisional until the conclusion of any judicial and technical matters.

Clerk Of Course :

Stewards :

Timekeeper :

*Craig Smith*

 Results can be found at [www.tsl-timing.com](http://www.tsl-timing.com)

Printed - 15:36 Saturday, 02 September 2023



**BMCRC - MRO Championships 2023 - Rnd 7 @ Snetterton**
**DFDS Yamaha Past Masters**
**RACE 21 - CLASSIFICATION - AMENDED**

POS	NO	CL	PIC NAME	ENTRY	LAPS	TIME	GAP	DIFF	MPH	BEST	ON
1	51		1 Kevin WHOLEY	Yamaha TZR250 - Twistgrip Motorcycles	5	10:57.232			81.31	2:10.005	2
2	30		2 Alan COOPER	Yamaha TZR250 - Twistgrip Motorcycles	5	11:18.977	21.745	21.745	78.70	2:13.743	4
3	27		3 Richard HAYWARD	Yamaha TZR250 - GForce/Hayward R Ltd/SnapOn	5	11:21.225	23.993	2.248	78.44	2:14.051	5
4	70		4 Andrew BURSCOUGH	Yamaha YPVS 350 - Mad biker designs/Martitanium	5	11:21.438	24.206	0.213	78.42	2:14.516	5
5	74		5 Paul WHITBY	Yamaha TZR250 - Greybridge Ltd	5	11:21.887	24.655	0.449	78.37	2:14.852	3
6	26	C	1 Damian LEE	Yamaha TZR250 - Leed Autos	5	11:23.039	25.807	1.152	78.23	2:14.562	4
7	29		6 Derek CRIPPS	Yamaha TZR250 - Team FBR	5	11:24.247	27.015	1.208	78.10	2:14.562	5
8	4		7 Denis HALIL	Yamaha TZR250 - D & A AUTOS	5	11:24.412	27.180	0.165	78.08	2:15.114	5
9	28		8 Liam MCCARTER	Yamaha TZR250 - Katie McCarter	5	11:29.820	32.588	5.408	77.46	2:15.153	5
10	8		9 David BALL	Yamaha TZR250 - Gardiner Page and Roe pension	5	11:34.871	37.639	5.051	76.90	2:16.119	5
11	60	C	2 Danny GOUGH	Yamaha TZR250 - G Force Motorcycles	5	11:36.110	38.878	1.239	76.76	2:17.429	4
12	57		10 Geoff MOOK	Yamaha TZR250 -	5	11:36.121	38.889	0.011	76.76	2:15.475	5
13	7		11 Pete FISHWICK	Yamaha TZR250 -	5	11:36.456	39.224	0.335	76.73	2:14.930	5
14	72	C	3 John HAMILTON	Yamaha TRZ250 - LW Racing	5	11:46.231	48.999	9.775	75.66	2:18.921	2
15	162		12 Darren COOPER	Yamaha TZR250 - Twistgrip Motorcycles	5	11:46.296	49.064	0.065	75.66	2:18.971	3
16	46	C	4 Kevin MARSHALL	Yamaha TZR250 - Stacey Processing	5	12:16.887	1:19.655	30.591	72.52	2:24.476	5
17	36	C	5 Phil ZANUTTO	Yamaha TZR250 - Westend garage	5	12:27.095	1:29.863	10.208	71.53	2:26.291	5
18	69	C	6 Mark ELLERAY	Yamaha TZR250 - Abbot Solutions Ltd	5	12:28.562	1:31.330	1.467	71.39	2:26.480	2
19	42	C	7 Martin PEARSON	Yamaha TZR250 -	5	12:40.439	1:43.207	11.877	70.27	2:30.162	3
20	71	R	1 Tess BICKERSTAFF	Yamaha TZR250 - Len Whalin	4	11:11.377	1 Lap	1 Lap	63.67	2:44.461	3

**NOT CLASSIFIED**

DNF 333 C Mark STUBBERFIELD Yamaha TZR250 - Polished concrete London 1 2:26.489 4 Laps 3 Laps 72.96

**NOT STARTED**

NS 50 R Stuart MELHUIISH Yamaha TZR250 -

**FASTEST LAP**

51		Kevin WHOLEY	Yamaha TZR250 - Twistgrip Motorcycles	2	2:10.005	82.21 mph	132.30 kph
26	C	Damian LEE	Yamaha TZR250 - Leed Autos	4	2:14.562	79.42 mph	127.82 kph
71	R	Tess BICKERSTAFF	Yamaha TZR250 - Len Whalin	3	2:44.461	64.98 mph	104.58 kph

**Result amended - Jump start penalty for bike 27 rescinded following examination of further evidence.**

Class - 92.5% of Race Speed = 75.21 mph  
 Class C - 92.5% of Race Speed = 72.36 mph  
 Class R - 92.5% of Race Speed = 58.89 mph

Weather / Track : Cloudy / Dry

These results are provisional until the conclusion of any judicial and technical matters.

Race Distance: 5 Laps / 14.84 miles  
 Snetterton 300: 2.9689 miles  
 Date: 02/09/2023 Start: 18:20 Finish: 18:31

Clerk Of Course :	Stewards :	Timekeeper : <i>Craig Smith</i>
-------------------	------------	------------------------------------

Results can be found at [www.tsl-timing.com](http://www.tsl-timing.com)

Printed - 09:36 Sunday, 03 September 2023



# BMCRC - MRO Championships 2023 - Rnd 7 @ Snetterton

## DFDS Yamaha Past Masters

### RACE 21 - LAP CHART

LAP 1 @ 18:22:37.675			LAP 2 @ 18:24:47.680			LAP 3 @ 18:26:57.823			LAP 4 @ 18:29:08.045			LAP 5 @ 18:31:19.406		
NO	BEHIND	LAP TIME	NO	BEHIND	LAP TIME	NO	BEHIND	LAP TIME	NO	BEHIND	LAP TIME	NO	BEHIND	LAP TIME
51		2:15.501	51		2:10.005	51		2:10.143	51		2:10.222	51		2:11.361
70	4.414	2:19.915	30	9.554	2:14.827	30	13.596	2:14.185	30	17.117	2:13.743	71	1 Lap	2:46.810
30	4.732	2:20.233	70	10.972	2:16.563	70	15.896	2:15.067	74	20.923	2:14.944	30	21.745	2:15.989
74	5.242	2:20.743	27	11.339	2:15.560	74	16.201	2:14.852	70	21.051	2:15.377	27	23.993	2:14.051
27	5.784	2:21.285	74	11.492	2:16.255	27	16.666	2:15.470	27	21.303	2:14.859	70	24.206	2:14.516
4	6.263	2:21.764	4	12.096	2:15.838	4	17.683	2:15.730	26	22.176	2:14.562	74	24.655	2:15.093
29	7.146	2:22.647	29	12.881	2:15.740	26	17.836	2:15.025	4	23.427	2:15.966	26	25.807	2:14.992
26	7.232	2:22.733	26	12.954	2:15.727	29	18.655	2:15.917	29	23.814	2:15.381	29	27.015	2:14.562
60	10.096	2:25.597	60	17.905	2:17.814	28	23.771	2:15.916	28	28.796	2:15.247	4	27.180	2:15.114
162	10.570	2:26.071	28	17.998	2:16.731	8	25.379	2:16.192	60	32.739	2:17.429	28	32.588	2:15.153
333	10.988	2:26.489	8	19.330	2:17.531	60	25.532	2:17.770	8	32.881	2:17.724	8	37.639	2:16.119
28	11.272	2:26.773	162	19.733	2:19.168	162	28.561	2:18.971	57	34.775	2:16.263	60	38.878	2:17.500
8	11.804	2:27.305	57	20.438	2:18.344	57	28.734	2:18.439	7	35.655	2:16.773	57	38.889	2:15.475
57	12.099	2:27.600	7	20.619	2:18.070	7	29.104	2:18.628	162	38.553	2:20.214	7	39.224	2:14.930
7	12.554	2:28.055	72	21.911	2:18.921	72	31.051	2:19.283	72	39.819	2:18.990	72	48.999	2:20.541
72	12.995	2:28.496	46	35.295	2:27.184	46	51.431	2:26.279	46	1:06.540	2:25.331	162	49.064	2:21.872
46	18.116	2:33.617	69	38.043	2:26.480	69	56.755	2:28.855	36	1:14.933	2:27.111	46	1:19.655	2:24.476
36	20.636	2:36.137	36	39.509	2:28.878	36	58.044	2:28.678	69	1:15.569	2:29.036	36	1:29.863	2:26.291
69	21.568	2:37.069	42	42.666	2:30.535	42	1:02.685	2:30.162	42	1:23.325	2:30.862	69	1:31.330	2:27.122
42	22.136	2:37.637	71	1:14.600	2:45.437	71	1:48.918	2:44.461				42	1:43.207	2:31.243
71	39.168	2:54.669												

# BMCRC - MRO Championships 2023 - Rnd 7 @ Snetterton

## DFDS Yamaha Past Masters

### RACE 21 - POSITION CHART

No	Name	Lap Pos	Lap				
			1	2	3	4	5
51	WHOLEY	1	51	51	51	51	51
30	COOPER	2	70	30	30	30	30
74	WHITBY	3	30	70	70	74	27
70	BURSCOUGH	4	74	27	74	70	70
27	HAYWARD	5	27	74	27	27	74
4	HALIL	6	4	4	4	26	26
26	LEE	7	29	29	26	4	29
7	FISHWICK	8	26	26	29	29	4
29	CRIPPS	9	60	60	28	28	28
60	GOUGH	10	162	28	8	60	8
162	COOPER	11	333	8	60	8	60
333	STUBBERFIELD	12	28	162	162	57	57
72	HAMILTON	13	8	57	57	7	7
46	MARSHALL	14	57	7	7	162	72
69	ELLERAY	15	7	72	72	72	162
42	PEARSON	16	72	46	46	46	46
36	ZANUTTO	17	46	69	69	36	36
71	BICKERSTAFF	18	36	36	36	69	69
50	MELHUIISH	19	69	42	42	42	42
57	MOOK	20	42	71	71	71	
28	MCCARTER	21	71				
8	BALL	22					



# BMCRC - MRO Championships 2023 - Rnd 7 @ Snetterton

## DFDS Yamaha Past Masters

### RACE 21 - SECTOR ANALYSIS



SECTOR 1 = FL to I1, SECTOR 2 = I1 to FL, DIFF = Difference To Personal Best Lap, P = Crossed Finish Line in Pit Lane, D = Time Disallowed

P1 51		Kevin WHOLEY		Yamaha TZR250 - Twistgrip Motorcycles			
IDEAL LAP TIME : 2:09.885		BEST LAP TIME : 2:10.005		DIFFERENCE : 0.120			
LAP	SECTOR 1	SECTOR 2	LAP TIME	MPH	DIFF	TIME OF DAY	
1 -		<b>43.058</b>	2:15.501	78.87	5.496	18:22:37.675	
2 -	1:26.874	43.131	<b>2:10.005 (1)</b>	<b>82.21</b>		<b>18:24:47.680</b>	
3 -	1:27.047	43.096	2:10.143 (2)	82.12	0.138	18:26:57.823	
4 -	<b>1:26.827</b>	43.395	2:10.222 (3)	82.07	0.217	18:29:08.045	
5 -	1:28.145	43.216	2:11.361	81.36	1.356	18:31:19.406	

P2 30		Alan COOPER		Yamaha TZR250 - Twistgrip Motorcycles			
IDEAL LAP TIME : 2:13.586		BEST LAP TIME : 2:13.743		DIFFERENCE : 0.157			
LAP	SECTOR 1	SECTOR 2	LAP TIME	MPH	DIFF	TIME OF DAY	
1 -		45.207	2:20.233	76.21	6.490	18:22:42.407	
2 -	1:30.315	<b>44.512</b>	2:14.827 (3)	79.27	1.084	18:24:57.234	
3 -	<b>1:29.074</b>	45.111	2:14.185 (2)	79.65	0.442	18:27:11.419	
4 -	1:29.099	44.644	<b>2:13.743 (1)</b>	<b>79.91</b>		<b>18:29:25.162</b>	
5 -	1:30.211	45.778	2:15.989	78.59	2.246	18:31:41.151	

P3 70		Andrew BURSCOUGH		Yamaha YPVS 350 - Mad biker designs/Martitanium			
IDEAL LAP TIME : 2:14.402		BEST LAP TIME : 2:14.516		DIFFERENCE : 0.114			
LAP	SECTOR 1	SECTOR 2	LAP TIME	MPH	DIFF	TIME OF DAY	
1 -		<b>45.035</b>	2:19.915	76.38	5.399	18:22:42.089	
2 -	1:30.395	46.168	2:16.563	78.26	2.047	18:24:58.652	
3 -	1:29.648	45.419	2:15.067 (2)	79.13	0.551	18:27:13.719	
4 -	1:30.029	45.348	2:15.377 (3)	78.95	0.861	18:29:29.096	
5 -	<b>1:29.367</b>	45.149	<b>2:14.516 (1)</b>	<b>79.45</b>		<b>18:31:43.612</b>	

P4 74		Paul WHITBY		Yamaha TZR250 - Greybridge Ltd			
IDEAL LAP TIME : 2:14.624		BEST LAP TIME : 2:14.852		DIFFERENCE : 0.228			
LAP	SECTOR 1	SECTOR 2	LAP TIME	MPH	DIFF	TIME OF DAY	
1 -		45.111	2:20.743	75.93	5.891	18:22:42.917	
2 -	1:30.040	46.215	2:16.255	78.44	1.403	18:24:59.172	
3 -	1:29.936	44.916	<b>2:14.852 (1)</b>	<b>79.25</b>		<b>18:27:14.024</b>	
4 -	1:30.207	<b>44.737</b>	2:14.944 (2)	79.20	0.092	18:29:28.968	
5 -	<b>1:29.887</b>	45.206	2:15.093 (3)	79.11	0.241	18:31:44.061	

P5 26 C		Damian LEE		Yamaha TZR250 - Leed Autos			
IDEAL LAP TIME : 2:14.553		BEST LAP TIME : 2:14.562		DIFFERENCE : 0.009			
LAP	SECTOR 1	SECTOR 2	LAP TIME	MPH	DIFF	TIME OF DAY	
1 -		45.751	2:22.733	74.88	8.171	18:22:44.907	
2 -	1:30.638	45.089	2:15.727	78.74	1.165	18:25:00.634	
3 -	1:30.197	<b>44.828</b>	2:15.025 (3)	79.15	0.463	18:27:15.659	
4 -	<b>1:29.725</b>	44.837	<b>2:14.562 (1)</b>	<b>79.42</b>		<b>18:29:30.221</b>	
5 -	1:29.999	44.993	2:14.992 (2)	79.17	0.430	18:31:45.213	

P6 29		Derek CRIPPS		Yamaha TZR250 - Team FBR			
IDEAL LAP TIME : 2:14.519		BEST LAP TIME : 2:14.562		DIFFERENCE : 0.043			
LAP	SECTOR 1	SECTOR 2	LAP TIME	MPH	DIFF	TIME OF DAY	
1 -		44.540	2:22.647	74.92	8.085	18:22:44.821	
2 -	1:30.805	44.935	2:15.740 (3)	78.73	1.178	18:25:00.561	
3 -	1:30.673	45.244	2:15.917	78.63	1.355	18:27:16.478	
4 -	<b>1:30.325</b>	45.056	2:15.381 (2)	78.94	0.819	18:29:31.859	
5 -	1:30.368	<b>44.194</b>	<b>2:14.562 (1)</b>	<b>79.42</b>		<b>18:31:46.421</b>	

# BMCRC - MRO Championships 2023 - Rnd 7 @ Snetterton

## DFDS Yamaha Past Masters

### RACE 21 - SECTOR ANALYSIS



SECTOR 1 = FL to I1, SECTOR 2 = I1 to FL, DIFF = Difference To Personal Best Lap, P = Crossed Finish Line in Pit Lane, D = Time Disallowed

P7 4		Denis HALIL		Yamaha TZR250 - D & A AUTOS		
IDEAL LAP TIME : 2:15.114		BEST LAP TIME : 2:15.114		DIFFERENCE : 0.000		
LAP	SECTOR 1	SECTOR 2	LAP TIME	MPH	DIFF	TIME OF DAY
1 -		44.824	2:21.764	75.39	6.650	18:22:43.938
2 -	1:30.578	45.260	2:15.838 (3)	78.68	0.724	18:24:59.776
3 -	1:30.621	45.109	2:15.730 (2)	78.74	0.616	18:27:15.506
4 -	1:30.508	45.458	2:15.966	78.60	0.852	18:29:31.472
5 -	<b>1:30.464</b>	<b>44.650</b>	<b>2:15.114 (1)</b>	<b>79.10</b>		<b>18:31:46.586</b>

P8 28		Liam MCCARTER		Yamaha TZR250 - Katie McCarter		
IDEAL LAP TIME : 2:15.153		BEST LAP TIME : 2:15.153		DIFFERENCE : 0.000		
LAP	SECTOR 1	SECTOR 2	LAP TIME	MPH	DIFF	TIME OF DAY
1 -		45.561	2:26.773	72.82	11.620	18:22:48.947
2 -	1:31.463	45.268	2:16.731	78.16	1.578	18:25:05.678
3 -	1:31.252	44.664	2:15.916 (3)	78.63	0.763	18:27:21.594
4 -	1:30.507	44.740	2:15.247 (2)	79.02	0.094	18:29:36.841
5 -	<b>1:30.492</b>	<b>44.661</b>	<b>2:15.153 (1)</b>	<b>79.08</b>		<b>18:31:51.994</b>

P9 27		Richard HAYWARD		Yamaha TZR250 - GForce/Hayward R Ltd/SnapOn		
IDEAL LAP TIME : 2:13.941		BEST LAP TIME : 2:14.051		DIFFERENCE : 0.110		
LAP	SECTOR 1	SECTOR 2	LAP TIME	MPH	DIFF	TIME OF DAY
1 -		44.721	2:21.285	75.64	7.234	18:22:43.459
2 -	1:29.597	45.963	2:15.560	78.84	1.509	18:24:59.019
3 -	1:30.313	45.157	2:15.470 (3)	78.89	1.419	18:27:14.489
4 -	1:30.389	<b>44.470</b>	2:14.859 (2)	79.25	0.808	18:29:29.348
5 -	<b>1:29.471</b>	44.580	<b>2:14.051 (1)</b>	<b>79.73</b>		<b>18:31:43.399</b>

P10 8		David BALL		Yamaha TZR250 - Gardiner Page and Roe pension consultants		
IDEAL LAP TIME :		BEST LAP TIME : 2:16.119		DIFFERENCE :		
LAP	SECTOR 1	SECTOR 2	LAP TIME	MPH	DIFF	TIME OF DAY
1 -			2:27.305	72.55	11.186	18:22:49.479
2 -			2:17.531 (3)	77.71	1.412	18:25:07.010
3 -			2:16.192 (2)	78.47	0.073	18:27:23.202
4 -			2:17.724	77.60	1.605	18:29:40.926
5 -			<b>2:16.119 (1)</b>	<b>78.52</b>		<b>18:31:57.045</b>

P11 60 C		Danny GOUGH		Yamaha TZR250 - G Force Motorcycles		
IDEAL LAP TIME : 2:16.904		BEST LAP TIME : 2:17.429		DIFFERENCE : 0.525		
LAP	SECTOR 1	SECTOR 2	LAP TIME	MPH	DIFF	TIME OF DAY
1 -		<b>45.524</b>	2:25.597	73.40	8.168	18:22:47.771
2 -	1:31.881	45.933	2:17.814	77.55	0.385	18:25:05.585
3 -	1:31.952	45.818	2:17.770 (3)	77.57	0.341	18:27:23.355
4 -	<b>1:31.380</b>	46.049	<b>2:17.429 (1)</b>	<b>77.77</b>		<b>18:29:40.784</b>
5 -	1:31.502	45.998	2:17.500 (2)	77.73	0.071	18:31:58.284

P12 57		Geoff MOOK		Yamaha TZR250 -		
IDEAL LAP TIME : 2:15.108		BEST LAP TIME : 2:15.475		DIFFERENCE : 0.367		
LAP	SECTOR 1	SECTOR 2	LAP TIME	MPH	DIFF	TIME OF DAY
1 -		46.638	2:27.600	72.41	12.125	18:22:49.774
2 -	1:33.024	45.320	2:18.344 (3)	77.25	2.869	18:25:08.118
3 -	1:32.082	46.357	2:18.439	77.20	2.964	18:27:26.557
4 -	1:31.562	<b>44.701</b>	2:16.263 (2)	78.43	0.788	18:29:42.820
5 -	<b>1:30.407</b>	45.068	<b>2:15.475 (1)</b>	<b>78.89</b>		<b>18:31:58.295</b>

# BMCR - MRO Championships 2023 - Rnd 7 @ Snetterton

## DFDS Yamaha Past Masters

### RACE 21 - SECTOR ANALYSIS



SECTOR 1 = FL to I1, SECTOR 2 = I1 to FL, DIFF = Difference To Personal Best Lap, P = Crossed Finish Line in Pit Lane, D = Time Disallowed

P13 7		Pete FISHWICK		Yamaha TZR250 -		
IDEAL LAP TIME : 2:14.829		BEST LAP TIME : 2:14.930		DIFFERENCE : 0.101		
LAP	SECTOR 1	SECTOR 2	LAP TIME	MPH	DIFF	TIME OF DAY
1 -		46.676	2:28.055	72.18	13.125	18:22:50.229
2 -	1:32.640	45.430	2:18.070 (3)	77.41	3.140	18:25:08.299
3 -	1:31.824	46.804	2:18.628	77.09	3.698	18:27:26.927
4 -	1:32.054	<b>44.719</b>	2:16.773 (2)	78.14	1.843	18:29:43.700
5 -	<b>1:30.110</b>	44.820	<b>2:14.930 (1)</b>	<b>79.21</b>		<b>18:31:58.630</b>

P14 72 C		John HAMILTON		Yamaha TRZ250 - LW Racing		
IDEAL LAP TIME : 2:18.250		BEST LAP TIME : 2:18.921		DIFFERENCE : 0.671		
LAP	SECTOR 1	SECTOR 2	LAP TIME	MPH	DIFF	TIME OF DAY
1 -		46.357	2:28.496	71.97	9.575	18:22:50.670
2 -	1:33.070	<b>45.851</b>	<b>2:18.921 (1)</b>	<b>76.93</b>		<b>18:25:09.591</b>
3 -	1:32.926	46.357	2:19.283 (3)	76.73	0.362	18:27:28.874
4 -	<b>1:32.399</b>	46.591	2:18.990 (2)	76.89	0.069	18:29:47.864
5 -	1:33.443	47.098	2:20.541	76.04	1.620	18:32:08.405

P15 162		Darren COOPER		Yamaha TZR250 - Twistgrip Motorcycles		
IDEAL LAP TIME : 2:18.104		BEST LAP TIME : 2:18.971		DIFFERENCE : 0.867		
LAP	SECTOR 1	SECTOR 2	LAP TIME	MPH	DIFF	TIME OF DAY
1 -		<b>45.875</b>	2:26.071	73.17	7.100	18:22:48.245
2 -	<b>1:32.229</b>	46.939	2:19.168 (2)	76.79	0.197	18:25:07.413
3 -	1:32.442	46.529	<b>2:18.971 (1)</b>	<b>76.90</b>		<b>18:27:26.384</b>
4 -	1:33.775	46.439	2:20.214 (3)	76.22	1.243	18:29:46.598
5 -	1:34.687	47.185	2:21.872	75.33	2.901	18:32:08.470

P16 46 C		Kevin MARSHALL		Yamaha TZR250 - Stacey Processing		
IDEAL LAP TIME : 2:24.409		BEST LAP TIME : 2:24.476		DIFFERENCE : 0.067		
LAP	SECTOR 1	SECTOR 2	LAP TIME	MPH	DIFF	TIME OF DAY
1 -		<b>48.275</b>	2:33.617	69.57	9.141	18:22:55.791
2 -	1:38.214	48.970	2:27.184	72.61	2.708	18:25:22.975
3 -	1:37.388	48.891	2:26.279 (3)	73.06	1.803	18:27:49.254
4 -	1:36.665	48.666	2:25.331 (2)	73.54	0.855	18:30:14.585
5 -	<b>1:36.134</b>	48.342	<b>2:24.476 (1)</b>	<b>73.97</b>		<b>18:32:39.061</b>

P17 36 C		Phil ZANUTTO		Yamaha TZR250 - Westend garage		
IDEAL LAP TIME : 2:26.291		BEST LAP TIME : 2:26.291		DIFFERENCE : 0.000		
LAP	SECTOR 1	SECTOR 2	LAP TIME	MPH	DIFF	TIME OF DAY
1 -		49.719	2:36.137	68.45	9.846	18:22:58.311
2 -	1:39.169	49.709	2:28.878	71.79	2.587	18:25:27.189
3 -	1:38.567	50.111	2:28.678 (3)	71.88	2.387	18:27:55.867
4 -	1:37.825	49.286	2:27.111 (2)	72.65	0.820	18:30:22.978
5 -	<b>1:37.615</b>	<b>48.676</b>	<b>2:26.291 (1)</b>	<b>73.06</b>		<b>18:32:49.269</b>

P18 69 C		Mark ELLERAY		Yamaha TZR250 - Abbot Solutions Ltd		
IDEAL LAP TIME : 2:25.863		BEST LAP TIME : 2:26.480		DIFFERENCE : 0.617		
LAP	SECTOR 1	SECTOR 2	LAP TIME	MPH	DIFF	TIME OF DAY
1 -		50.168	2:37.069	68.04	10.589	18:22:59.243
2 -	1:38.077	<b>48.403</b>	<b>2:26.480 (1)</b>	<b>72.96</b>		<b>18:25:25.723</b>
3 -	<b>1:37.460</b>	51.395	2:28.855 (3)	71.80	2.375	18:27:54.578
4 -	1:40.565	48.471	2:29.036	71.71	2.556	18:30:23.614
5 -	1:38.334	48.788	2:27.122 (2)	72.64	0.642	18:32:50.736

# BMCRC - MRO Championships 2023 - Rnd 7 @ Snetterton

## DFDS Yamaha Past Masters

### RACE 21 - SECTOR ANALYSIS



SECTOR 1 = FL to I1, SECTOR 2 = I1 to FL, DIFF = Difference To Personal Best Lap, P = Crossed Finish Line in Pit Lane, D = Time Disallowed

P19		42 C		Martin PEARSON		Yamaha TZR250 -	
IDEAL LAP TIME : 2:29.506		BEST LAP TIME : 2:30.162		DIFFERENCE : 0.656			
LAP	SECTOR 1	SECTOR 2	LAP TIME	MPH	DIFF	TIME OF DAY	
1 -		<b>49.625</b>	2:37.637	67.80	7.475	18:22:59.811	
2 -	1:40.779	49.756	2:30.535 (2)	71.00	0.373	18:25:30.346	
3 -	<b>1:39.881</b>	50.281	<b>2:30.162 (1)</b>	<b>71.17</b>		<b>18:28:00.508</b>	
4 -	1:40.389	50.473	2:30.862 (3)	70.84	0.700	18:30:31.370	
5 -	1:40.353	50.890	2:31.243	70.66	1.081	18:33:02.613	

P20		71 R		Tess BICKERSTAFF		Yamaha TZR250 - Len Whalin	
IDEAL LAP TIME : 2:43.184		BEST LAP TIME : 2:44.461		DIFFERENCE : 1.277			
LAP	SECTOR 1	SECTOR 2	LAP TIME	MPH	DIFF	TIME OF DAY	
1 -		56.852	2:54.669	61.19	10.208	18:23:16.843	
2 -	1:49.365	56.072	2:45.437 (2)	64.60	0.976	18:26:02.280	
3 -	<b>1:49.033</b>	55.428	<b>2:44.461 (1)</b>	<b>64.98</b>		<b>18:28:46.741</b>	
4 -	1:52.659	<b>54.151</b>	2:46.810 (3)	64.07	2.349	18:31:33.551	

P21		333 C		Mark STUBBERFIELD		Yamaha TZR250 - Polished concrete London	
IDEAL LAP TIME :		BEST LAP TIME :		DIFFERENCE :			
LAP	SECTOR 1	SECTOR 2	LAP TIME	MPH	DIFF	TIME OF DAY	
1 -		<b>45.559</b>	2:26.489	72.96		18:22:48.663	

# BMCRC - MRO Championships 2023 - Rnd 7 @ Snetterton

## DFDS Yamaha Past Masters

### RACE 21 - BEST SECTORS

SECTOR 1			SECTOR 2			IDEAL / BEST COMPARISON						
POS	NO	NAME	TIME	NO	NAME	TIME	POS	NO	NAME	IDEAL	BEST	DIFF
									<b>PERFECT LAP</b>	<b>2:09.885</b>		
1	51	WHOLEY	1:26.827	51	WHOLEY	43.058	1	51	WHOLEY	2:09.885	2:10.005	0.120
2	30	COOPER	1:29.074	29	CRIPPS	44.194	2	30	COOPER	2:13.586	2:13.743	0.157
3	70	BURSCOUGH	1:29.367	27	HAYWARD	44.470	3	27	HAYWARD	2:13.941	2:14.051	0.110
4	27	HAYWARD	1:29.471	30	COOPER	44.512	4	70	BURSCOUGH	2:14.402	2:14.516	0.114
5	26	LEE	1:29.725	4	HALIL	44.650	5	29	CRIPPS	2:14.519	2:14.562	0.043
6	74	WHITBY	1:29.887	28	MCCARTER	44.661	6	26	LEE	2:14.553	2:14.562	0.009
7	7	FISHWICK	1:30.110	57	MOOK	44.701	7	74	WHITBY	2:14.624	2:14.852	0.228
8	29	CRIPPS	1:30.325	7	FISHWICK	44.719	8	7	FISHWICK	2:14.829	2:14.930	0.101
9	57	MOOK	1:30.407	74	WHITBY	44.737	9	57	MOOK	2:15.108	2:15.475	0.367
10	4	HALIL	1:30.464	26	LEE	44.828	10	4	HALIL	2:15.114	2:15.114	0.000
11	28	MCCARTER	1:30.492	70	BURSCOUGH	45.035	11	28	MCCARTER	2:15.153	2:15.153	0.000
12	60	GOUGH	1:31.380	60	GOUGH	45.524	12	60	GOUGH	2:16.904	2:17.429	0.525
13	162	COOPER	1:32.229	333	STUBBERFIELD	45.559	13	162	COOPER	2:18.104	2:18.971	0.867
14	72	HAMILTON	1:32.399	72	HAMILTON	45.851	14	72	HAMILTON	2:18.250	2:18.921	0.671
15	46	MARSHALL	1:36.134	162	COOPER	45.875	15	46	MARSHALL	2:24.409	2:24.476	0.067
16	69	ELLERAY	1:37.460	46	MARSHALL	48.275	16	69	ELLERAY	2:25.863	2:26.480	0.617
17	36	ZANUTTO	1:37.615	69	ELLERAY	48.403	17	36	ZANUTTO	2:26.291	2:26.291	0.000
18	42	PEARSON	1:39.881	36	ZANUTTO	48.676	18	42	PEARSON	2:29.506	2:30.162	0.656
19	71	BICKERSTAFF	1:49.033	42	PEARSON	49.625	19	71	BICKERSTAFF	2:43.184	2:44.461	1.277
20				71	BICKERSTAFF	54.151	20	8	BALL		2:16.119	
21							21	333	STUBBERFIELD			

# BMCRC - MRO Championships 2023 - Rnd 7 @ Snetterton

## DFDS Yamaha Past Masters

### RACE 21 - STATISTICS

**Competitors Started** 21  
**Planned Start** 2023-09-02 @ 18:25:00.000  
**Actual Start** 2023-09-02 @ 18:20:22.173  
**Finish Time** 2023-09-02 @ 18:31:19.405  
**Track Length** 2.9689mi.  
**Total Laps** 100  
**Total Distance Covered** 296.8911mi.

#### Session Fastest Lap History

NO	CL	NAME	LAP TIME	TIME OF DAY	LAP	VEHICLE
51		Kevin WHOLEY	2:10.005	18:24:47.700	2	Yamaha TZR250

#### Session Leader History

NO	CL	NAME	FROM LAP	LAPS LED	DISTANCE	VEHICLE
51		Kevin WHOLEY	1	5	14.84 miles	Yamaha TZR250

#### Flag History

TYPE	TIME OF DAY
GREEN	18:20:22.173
FINISH	18:31:19.405

#### Flag Statistics

TYPE	COUNT	TOTAL LAPS	TOTAL TIME
Green	1	5	12:47.890
Red	0	0	0.000
Safety Car	0	0	0.000
FCY	0	0	0.000

# BMCRC - MRO Championships 2023 - Rnd 7 @ Snetterton

## DFDS Yamaha Past Masters

### RACE 21 - STATISTICS

**CLASS :**

12 Starters

#### Fastest Lap History

NO	NAME	LAP TIME	TIME OF DAY	LAP	VEHICLE
51	Kevin WHOLEY	<b>2:10.005</b>	18:24:47.700	2	Yamaha TZR250

#### Leader History

NO	NAME	FROM LAP	LAPS LED	DISTANCE	VEHICLE
51	Kevin WHOLEY	1	5	14.84 miles	Yamaha TZR250

# BMCRC - MRO Championships 2023 - Rnd 7 @ Snetterton

## DFDS Yamaha Past Masters

### RACE 21 - STATISTICS

**CLASS : C**

8 Starters

#### Fastest Lap History

NO	NAME	LAP TIME	TIME OF DAY	LAP	VEHICLE
26	Damian LEE	<b>2:15.727</b>	18:25:00.640	2	Yamaha TZR250
26	Damian LEE	<b>2:15.025</b>	18:27:15.664	3	Yamaha TZR250
26	Damian LEE	<b>2:14.562</b>	18:29:30.226	4	Yamaha TZR250

#### Leader History

NO	NAME	FROM LAP	LAPS LED	DISTANCE	VEHICLE
26	Damian LEE	1	5	14.84 miles	Yamaha TZR250



# BMCRC - MRO Championships 2023 - Rnd 7 @ Snetterton

## DFDS Yamaha Past Masters

### RACE 21 - STATISTICS

**CLASS : R**

1 Starters

#### Fastest Lap History

NO	NAME	LAP TIME	TIME OF DAY	LAP	VEHICLE
71	Tess BICKERSTAFF	<b>2:45.437</b>	18:26:02.305	2	Yamaha TZR250
71	Tess BICKERSTAFF	<b>2:44.461</b>	18:28:46.764	3	Yamaha TZR250

#### Leader History

NO	NAME	FROM LAP	LAPS LED	DISTANCE	VEHICLE
71	Tess BICKERSTAFF	1	4	11.87 miles	Yamaha TZR250

**BMCRC - MRO Championships 2023 - Rnd 7 @ Snetterton**
**DFDS Yamaha Past Masters**
**RACE 11 - GRID (7 Laps)**

ROW 8	24	100	Andrew ASHWORTH	23	73	Colvin TURNER	22	50	Stuart MELHUIISH				
ROW 7			2:44.461	21	71	Tess BICKERSTAFF	20	42	Martin PEARSON	19	69	Mark ELLERAY	2:26.480
ROW 6	18	333	Mark STUBBERFIELD	17	36	Phil ZANUTTO	16	46	Kevin MARSHALL	2:24.476			
ROW 5			2:18.971	15	162	Darren COOPER	14	72	John HAMILTON	13	60	Danny GOUGH	2:17.429
ROW 4	12	8	David BALL	11	57	Geoff MOOK	10	28	Liam MCCARTER	2:15.153			
ROW 3			2:15.114	9	4	Denis HALIL	8	7	Pete FISHWICK	7	74	Paul WHITBY	2:14.852
ROW 2	6	29	Derek CRIPPS	5	26	Damian LEE	4	70	Andrew BURSCOUGH	2:14.516			
ROW 1			2:14.051	3	27	Richard HAYWARD	2	30	Alan COOPER	1	51	Kevin WHOLEY	2:10.005
<b>Pole</b>													

Snetterton 300: 2.9689 miles

These results are provisional until the conclusion of any judicial and technical matters.

Clerk Of Course :	Stewards :	Timekeeper : <i>Craig Smith</i>
-------------------	------------	------------------------------------

 Results can be found at [www.tsl-timing.com](http://www.tsl-timing.com)

Printed - 18:34 Saturday, 02 September 2023



**BMCRC - MRO Championships 2023 - Rnd 7 @ Snetterton**
**DFDS Yamaha Past Masters**
**RACE 11 - CLASSIFICATION**

POS	NO	CL	PIC NAME	ENTRY	LAPS	TIME	GAP	DIFF	MPH	BEST	ON
1	51		1 Kevin WHOLEY	Yamaha TZR250 - Twistgrip Motorcycles	7	15:16.840			81.60	<b>2:09.064</b>	2
2	27		2 Richard HAYWARD	Yamaha TZR250 - GForce/Hayward R Ltd/SnapOn	7	15:34.498	<b>17.658</b>	17.658	80.06	<b>2:12.011</b>	7
3	30		3 Alan COOPER	Yamaha TZR250 - Twistgrip Motorcycles	7	15:34.547	<b>17.707</b>	0.049	80.05	<b>2:12.089</b>	5
4	74		4 Paul WHITBY	Yamaha TZR250 - Greybridge Ltd	7	15:34.801	<b>17.961</b>	0.254	80.03	<b>2:12.104</b>	7
5	28		5 Liam MCCARTER	Yamaha TZR250 - Katie McCarter	7	15:45.098	<b>28.258</b>	10.297	79.16	<b>2:13.698</b>	4
6	8		6 David BALL	Yamaha TZR250 - Gardiner Page and Roe pension	7	15:49.967	<b>33.127</b>	4.869	78.75	<b>2:13.920</b>	7
7	29		7 Derek CRIPPS	Yamaha TZR250 - Team FBR	7	15:50.859	<b>34.019</b>	0.892	78.68	<b>2:13.479</b>	7
8	26	C	1 Damian LEE	Yamaha TZR250 - Leed Autos	7	15:53.764	<b>36.924</b>	2.905	78.44	<b>2:14.727</b>	3
9	4		8 Denis HALIL	Yamaha TZR250 - D & A AUTOS	7	16:04.213	<b>47.373</b>	10.449	77.59	<b>2:15.342</b>	2
10	57		9 Geoff MOOK	Yamaha TZR250 -	7	16:04.835	<b>47.995</b>	0.622	77.54	<b>2:15.942</b>	3
11	60	C	2 Danny GOUGH	Yamaha TZR250 - G Force Motorcycles	7	16:11.004	<b>54.164</b>	6.169	77.05	<b>2:16.963</b>	5
12	333	C	3 Mark STUBBERFIELD	Yamaha TZR250 - Polished concrete London	7	16:36.559	<b>1:19.719</b>	25.555	75.07	<b>2:20.369</b>	7
13	46	C	4 Kevin MARSHALL	Yamaha TZR250 - Stacey Processing	7	16:37.072	<b>1:20.232</b>	0.513	75.03	<b>2:20.364</b>	7
14	73	C	5 Colvin TURNER	Yamaha TZR250 -	7	17:17.082	<b>2:00.242</b>	40.010	72.14	<b>2:24.433</b>	7
15	69	C	6 Mark ELLERAY	Yamaha TZR250 - Abbot Solutions Ltd	7	17:17.333	<b>2:00.493</b>	0.251	72.12	<b>2:25.291</b>	7
16	42	C	7 Martin PEARSON	Yamaha TZR250 -	7	17:24.628	<b>2:07.788</b>	7.295	71.62	<b>2:27.054</b>	6
17	71	R	1 Tess BICKERSTAFF	Yamaha TZR250 - Len Whalin	6	15:49.099	<b>1 Lap</b>	1 Lap	67.56	<b>2:35.055</b>	4
18	50	R	2 Stuart MELHUIISH	Yamaha TZR250 -	6	15:50.283	<b>1 Lap</b>	1.184	67.48	<b>2:33.864</b>	6

**NOT CLASSIFIED**

DNF	70		Andrew BURSCOUGH	Yamaha YPVS 350 - Mad biker designs/Martitanium	5	11:08.903	<b>2 Laps</b>	1 Lap	79.89	<b>2:12.262</b>	3
DNF	162		Darren COOPER	Yamaha TZR250 - Twistgrip Motorcycles	2	4:48.879	<b>5 Laps</b>	3 Laps	73.99	<b>2:19.656</b>	2
DNF	72	C	John HAMILTON	Yamaha TRZ250 - LW Racing	2	4:49.825	<b>5 Laps</b>	0.946	73.75	<b>2:24.470</b>	2

**FASTEST LAP**

	51		Kevin WHOLEY	Yamaha TZR250 - Twistgrip Motorcycles	2	2:09.064			82.81 mph	133.27 kph
	26	C	Damian LEE	Yamaha TZR250 - Leed Autos	3	2:14.727			79.33 mph	127.67 kph
	50	R	Stuart MELHUIISH	Yamaha TZR250 -	6	2:33.864			69.46 mph	111.79 kph

Class - 92.5% of Race Speed = 75.48 mph  
 Class C - 92.5% of Race Speed = 72.55 mph  
 Class R - 92.5% of Race Speed = 62.49 mph

Weather / Track : Cloudy / Dry

These results are provisional until the conclusion of any judicial and technical matters.

Race Distance: 7 Laps / 20.78 miles

Snetterton 300: 2.9689 miles

Date: 03/09/2023 Start: 13:05 Finish: 13:21

Clerk Of Course :

Stewards :

Timekeeper :

*Craig Smith*

 Results can be found at [www.tsl-timing.com](http://www.tsl-timing.com)

Printed - 13:24 Sunday, 03 September 2023



# BMCRC - MRO Championships 2023 - Rnd 7 @ Snetterton

## DFDS Yamaha Past Masters

### RACE 11 - LAP CHART

#### LAP 1 @ 13:08:14.173

NO	BEHIND	LAP TIME
51		2:15.042
27	0.815	2:15.857
70	2.297	2:17.339
30	2.516	2:17.558
74	3.093	2:18.135
28	4.458	2:19.500
29	7.847	2:22.889
57	8.071	2:23.113
26	8.563	2:23.605
4	8.835	2:23.877
8	9.390	2:24.432
72	10.313	2:25.355
60	10.379	2:25.421
333	12.176	2:27.218
46	14.006	2:29.048
162	14.181	2:29.223
73	15.787	2:30.829
69	19.614	2:34.656
42	21.186	2:36.228
71	30.735	2:45.777
50	31.025	2:46.067

#### LAP 2 @ 13:10:23.237

NO	BEHIND	LAP TIME
51		2:09.064
27	4.085	2:12.334
70	5.869	2:12.636
30	6.576	2:13.124
74	6.676	2:12.647
28	9.284	2:13.890
29	14.042	2:15.259
26	14.656	2:15.157
4	15.113	2:15.342
8	15.333	2:15.007
57	16.067	2:17.060
60	19.462	2:18.147
333	24.109	2:20.997
162	24.773	2:19.656
72	25.719	2:24.470
46	26.245	2:21.303
73	32.955	2:26.232
69	37.272	2:26.722
42	40.582	2:28.460
50	58.913	2:36.952
71	59.585	2:37.914

#### LAP 3 @ 13:12:32.597

NO	BEHIND	LAP TIME
51		2:09.360
27	8.702	2:13.977
70	8.771	2:12.262
74	9.603	2:12.287
30	9.722	2:12.506
28	13.827	2:13.903
29	19.628	2:14.946
8	19.975	2:14.002
26	20.023	2:14.727
57	22.649	2:15.942
4	22.880	2:17.127
60	27.898	2:17.796
333	37.229	2:22.480
46	38.845	2:21.960

73	52.964	2:29.369
69	54.044	2:26.132
42	59.833	2:28.611
71	1:28.334	2:38.109
50	1:28.455	2:38.902

#### LAP 4 @ 13:14:42.749

NO	BEHIND	LAP TIME
51		2:10.152
70	12.494	2:13.875
74	12.958	2:13.507
30	13.313	2:13.743
27	13.615	2:15.065
28	17.373	2:13.698
8	23.830	2:14.007
29	24.563	2:15.087
26	25.283	2:15.412
4	29.139	2:16.411
57	29.709	2:17.212
60	35.742	2:17.996
333	49.839	2:22.762
46	50.787	2:22.094
73	1:11.991	2:29.179
69	1:12.223	2:28.331
42	1:18.398	2:28.717
71	1:53.237	2:35.055
50	1:55.257	2:36.954

#### LAP 5 @ 13:16:52.621

NO	BEHIND	LAP TIME
51		2:09.872
70	15.413	2:12.791
30	15.530	2:12.089
74	16.541	2:13.455
27	16.555	2:12.812
28	21.770	2:14.269
8	28.386	2:14.428
29	29.537	2:14.846
26	30.279	2:14.868
4	36.127	2:16.860
57	36.900	2:17.063
60	42.833	2:16.963
333	1:02.003	2:22.036
46	1:02.026	2:21.111
73	1:31.160	2:29.041
69	1:31.475	2:29.124
42	1:36.820	2:28.294

#### LAP 6 @ 13:19:03.791

NO	BEHIND	LAP TIME
51		2:11.170
71	1 Lap	2:35.119
50	1 Lap	2:37.544
30	17.283	2:12.923
27	17.827	2:12.442
74	18.037	2:12.666
28	25.103	2:14.503
8	31.387	2:14.171
29	32.720	2:14.353
26	33.881	2:14.772
4	42.320	2:17.363
57	43.035	2:17.305
60	48.872	2:17.209
333	1:11.530	2:20.697

46	1:12.048	2:21.192
69	1:47.382	2:27.077
73	1:47.989	2:27.999
42	1:52.704	2:27.054

#### LAP 7 @ 13:21:15.971

NO	BEHIND	LAP TIME
51		2:12.180
27	17.658	2:12.011
30	17.707	2:12.604
74	17.961	2:12.104
28	28.258	2:15.335
71	1 Lap	2:37.125
8	33.127	2:13.920
50	1 Lap	2:33.864
29	34.019	2:13.479
26	36.924	2:15.223
4	47.373	2:17.233
57	47.995	2:17.140
60	54.164	2:17.472
333	1:19.719	2:20.369
46	1:20.232	2:20.364
73	2:00.242	2:24.433
69	2:00.493	2:25.291
42	2:07.788	2:27.264

# BMCRC - MRO Championships 2023 - Rnd 7 @ Snetterton

## DFDS Yamaha Past Masters

### RACE 11 - POSITION CHART

No	Name	Lap Pos	Lap						
			1	2	3	4	5	6	7
51	WHOLEY	1	51	51	51	51	51	51	51
30	COOPER	2	27	27	27	70	70	30	27
27	HAYWARD	3	70	70	70	74	30	27	30
70	BURSCOUGH	4	30	30	74	30	74	74	74
26	LEE	5	74	74	30	27	27	28	28
29	CRIPPS	6	28	28	28	28	28	8	8
74	WHITBY	7	29	29	29	8	8	29	29
4	HALIL	8	57	26	8	29	29	26	26
28	MCCARTER	9	26	4	26	26	26	4	4
57	MOOK	10	4	8	57	4	4	57	57
8	BALL	11	8	57	4	57	57	60	60
60	GOUGH	12	72	60	60	60	60	333	333
72	HAMILTON	13	60	333	333	333	333	46	46
162	COOPER	14	333	162	46	46	46	69	73
46	MARSHALL	15	46	72	73	73	73	73	69
333	STUBBERFIELD	16	162	46	69	69	69	42	42
69	ELLERAY	17	73	73	42	42	42	71	
42	PEARSON	18	69	69	71	71	71	50	
71	BICKERSTAFF	19	42	42	50	50	50		
50	MELHUIISH	20	71	50					
73	TURNER	21	50	71					

# BMCRC - MRO Championships 2023 - Rnd 7 @ Snetterton

## DFDS Yamaha Past Masters

### RACE 11 - SECTOR ANALYSIS



SECTOR 1 = FL to I1, SECTOR 2 = I1 to FL, DIFF = Difference To Personal Best Lap, P = Crossed Finish Line in Pit Lane, D = Time Disallowed

P1 51		Kevin WHOLEY		Yamaha TZR250 - Twistgrip Motorcycles			
IDEAL LAP TIME : 2:09.040		BEST LAP TIME : 2:09.064		DIFFERENCE : 0.024			
LAP	SECTOR 1	SECTOR 2	LAP TIME	MPH	DIFF	TIME OF DAY	
1 -		43.099	2:15.042	79.14	5.978	13:08:14.173	
2 -	1:26.282	<b>42.782</b>	<b>2:09.064 (1)</b>	<b>82.81</b>		<b>13:10:23.237</b>	
3 -	<b>1:26.258</b>	43.102	2:09.360 (2)	82.62	0.296	13:12:32.597	
4 -	1:26.685	43.467	2:10.152	82.11	1.088	13:14:42.749	
5 -	1:26.488	43.384	2:09.872 (3)	82.29	0.808	13:16:52.621	
6 -	1:27.650	43.520	2:11.170	81.48	2.106	13:19:03.791	
7 -	1:28.131	44.049	2:12.180	80.86	3.116	13:21:15.971	

P2 27		Richard HAYWARD		Yamaha TZR250 - GForce/Hayward R Ltd/SnapOn			
IDEAL LAP TIME : 2:11.144		BEST LAP TIME : 2:12.011		DIFFERENCE : 0.867			
LAP	SECTOR 1	SECTOR 2	LAP TIME	MPH	DIFF	TIME OF DAY	
1 -		<b>43.421</b>	2:15.857	78.67	3.846	13:08:14.988	
2 -	1:27.796	44.538	2:12.334 (2)	80.76	0.323	13:10:27.322	
3 -	1:29.102	44.875	2:13.977	79.77	1.966	13:12:41.299	
4 -	1:30.234	44.831	2:15.065	79.13	3.054	13:14:56.364	
5 -	<b>1:27.723</b>	45.089	2:12.812	80.47	0.801	13:17:09.176	
6 -	1:28.181	44.261	2:12.442 (3)	80.70	0.431	13:19:21.618	
7 -	1:28.304	43.707	<b>2:12.011 (1)</b>	<b>80.96</b>		<b>13:21:33.629</b>	

P3 30		Alan COOPER		Yamaha TZR250 - Twistgrip Motorcycles			
IDEAL LAP TIME : 2:11.466		BEST LAP TIME : 2:12.089		DIFFERENCE : 0.623			
LAP	SECTOR 1	SECTOR 2	LAP TIME	MPH	DIFF	TIME OF DAY	
1 -		<b>43.771</b>	2:17.558	77.69	5.469	13:08:16.689	
2 -	1:28.665	44.459	2:13.124	80.28	1.035	13:10:29.813	
3 -	1:28.183	44.323	2:12.506 (2)	80.66	0.417	13:12:42.319	
4 -	1:28.928	44.815	2:13.743	79.91	1.654	13:14:56.062	
5 -	<b>1:27.695</b>	44.394	<b>2:12.089 (1)</b>	<b>80.91</b>		<b>13:17:08.151</b>	
6 -	1:28.998	43.925	2:12.923	80.40	0.834	13:19:21.074	
7 -	1:28.737	43.867	2:12.604 (3)	80.60	0.515	13:21:33.678	

P4 74		Paul WHITBY		Yamaha TZR250 - Greybridge Ltd			
IDEAL LAP TIME : 2:11.675		BEST LAP TIME : 2:12.104		DIFFERENCE : 0.429			
LAP	SECTOR 1	SECTOR 2	LAP TIME	MPH	DIFF	TIME OF DAY	
1 -		44.231	2:18.135	77.37	6.031	13:08:17.266	
2 -	1:28.245	44.402	2:12.647 (3)	80.57	0.543	13:10:29.913	
3 -	<b>1:27.751</b>	44.536	2:12.287 (2)	80.79	0.183	13:12:42.200	
4 -	1:28.935	44.572	2:13.507	80.05	1.403	13:14:55.707	
5 -	1:28.089	45.366	2:13.455	80.08	1.351	13:17:09.162	
6 -	1:28.098	44.568	2:12.666	80.56	0.562	13:19:21.828	
7 -	1:28.180	<b>43.924</b>	<b>2:12.104 (1)</b>	<b>80.90</b>		<b>13:21:33.932</b>	

P5 28		Liam MCCARTER		Yamaha TZR250 - Katie McCarter			
IDEAL LAP TIME : 2:13.450		BEST LAP TIME : 2:13.698		DIFFERENCE : 0.248			
LAP	SECTOR 1	SECTOR 2	LAP TIME	MPH	DIFF	TIME OF DAY	
1 -		44.528	2:19.500	76.61	5.802	13:08:18.631	
2 -	1:29.476	44.414	2:13.890 (2)	79.82	0.192	13:10:32.521	
3 -	1:29.476	44.427	2:13.903 (3)	79.81	0.205	13:12:46.424	
4 -	1:29.665	<b>44.033</b>	<b>2:13.698 (1)</b>	<b>79.94</b>		<b>13:15:00.122</b>	
5 -	1:29.475	44.794	2:14.269	79.60	0.571	13:17:14.391	
6 -	<b>1:29.417</b>	45.086	2:14.503	79.46	0.805	13:19:28.894	
7 -	1:29.826	45.509	2:15.335	78.97	1.637	13:21:44.229	

# BMCRC - MRO Championships 2023 - Rnd 7 @ Snetterton

## DFDS Yamaha Past Masters

### RACE 11 - SECTOR ANALYSIS



SECTOR 1 = FL to I1, SECTOR 2 = I1 to FL, DIFF = Difference To Personal Best Lap, P = Crossed Finish Line in Pit Lane, D = Time Disallowed

P6 8		David BALL		Yamaha TZR250 - Gardiner Page and Roe pension consultants		
IDEAL LAP TIME : 2:13.621		BEST LAP TIME : 2:13.920		DIFFERENCE : 0.299		
LAP	SECTOR 1	SECTOR 2	LAP TIME	MPH	DIFF	TIME OF DAY
1 -		45.624	2:24.432	74.00	10.512	13:08:23.563
2 -	1:29.793	45.214	2:15.007	79.16	1.087	13:10:38.570
3 -	<b>1:29.456</b>	44.546	2:14.002 (2)	79.76	0.082	13:12:52.572
4 -	1:29.842	<b>44.165</b>	2:14.007 (3)	79.75	0.087	13:15:06.579
5 -	1:29.834	44.594	2:14.428	79.50	0.508	13:17:21.007
6 -	1:29.825	44.346	2:14.171	79.66	0.251	13:19:35.178
7 -	1:29.469	44.451	<b>2:13.920 (1)</b>	<b>79.80</b>		<b>13:21:49.098</b>

P7 29		Derek CRIPPS		Yamaha TZR250 - Team FBR		
IDEAL LAP TIME : 2:13.479		BEST LAP TIME : 2:13.479		DIFFERENCE : 0.000		
LAP	SECTOR 1	SECTOR 2	LAP TIME	MPH	DIFF	TIME OF DAY
1 -		44.759	2:22.889	74.79	9.410	13:08:22.020
2 -	1:30.764	44.495	2:15.259	79.01	1.780	13:10:37.279
3 -	1:30.204	44.742	2:14.946	79.20	1.467	13:12:52.225
4 -	1:30.361	44.726	2:15.087	79.11	1.608	13:15:07.312
5 -	1:30.302	44.544	2:14.846 (3)	79.26	1.367	13:17:22.158
6 -	1:30.040	44.313	2:14.353 (2)	79.55	0.874	13:19:36.511
7 -	<b>1:29.364</b>	<b>44.115</b>	<b>2:13.479 (1)</b>	<b>80.07</b>		<b>13:21:49.990</b>

P8 26 C		Damian LEE		Yamaha TZR250 - Leed Autos		
IDEAL LAP TIME : 2:14.555		BEST LAP TIME : 2:14.727		DIFFERENCE : 0.172		
LAP	SECTOR 1	SECTOR 2	LAP TIME	MPH	DIFF	TIME OF DAY
1 -		44.893	2:23.605	74.42	8.878	13:08:22.736
2 -	1:30.286	44.871	2:15.157	79.07	0.430	13:10:37.893
3 -	1:29.740	44.987	<b>2:14.727 (1)</b>	<b>79.33</b>		<b>13:12:52.620</b>
4 -	1:30.249	45.163	2:15.412	78.93	0.685	13:15:08.032
5 -	<b>1:29.719</b>	45.149	2:14.868 (3)	79.24	0.141	13:17:22.900
6 -	1:29.936	<b>44.836</b>	2:14.772 (2)	79.30	0.045	13:19:37.672
7 -	1:30.061	45.162	2:15.223	79.04	0.496	13:21:52.895

P9 4		Denis HALIL		Yamaha TZR250 - D & A AUTOS		
IDEAL LAP TIME : 2:15.324		BEST LAP TIME : 2:15.342		DIFFERENCE : 0.018		
LAP	SECTOR 1	SECTOR 2	LAP TIME	MPH	DIFF	TIME OF DAY
1 -		<b>45.170</b>	2:23.877	74.28	8.535	13:08:23.008
2 -	<b>1:30.154</b>	45.188	<b>2:15.342 (1)</b>	<b>78.97</b>		<b>13:10:38.350</b>
3 -	1:30.666	46.461	2:17.127	77.94	1.785	13:12:55.477
4 -	1:30.757	45.654	2:16.411 (2)	78.35	1.069	13:15:11.888
5 -	1:31.108	45.752	2:16.860 (3)	78.09	1.518	13:17:28.748
6 -	1:31.529	45.834	2:17.363	77.80	2.021	13:19:46.111
7 -	1:31.325	45.908	2:17.233	77.88	1.891	13:22:03.344

P10 57		Geoff MOOK		Yamaha TZR250 -		
IDEAL LAP TIME : 2:15.686		BEST LAP TIME : 2:15.942		DIFFERENCE : 0.256		
LAP	SECTOR 1	SECTOR 2	LAP TIME	MPH	DIFF	TIME OF DAY
1 -		<b>45.086</b>	2:23.113	74.68	7.171	13:08:22.244
2 -	1:31.118	45.942	2:17.060 (2)	77.98	1.118	13:10:39.304
3 -	<b>1:30.600</b>	45.342	<b>2:15.942 (1)</b>	<b>78.62</b>		<b>13:12:55.246</b>
4 -	1:31.203	46.009	2:17.212	77.89	1.270	13:15:12.458
5 -	1:31.054	46.009	2:17.063 (3)	77.97	1.121	13:17:29.521
6 -	1:31.392	45.913	2:17.305	77.84	1.363	13:19:46.826
7 -	1:31.212	45.928	2:17.140	77.93	1.198	13:22:03.966

# BMCRC - MRO Championships 2023 - Rnd 7 @ Snetterton

## DFDS Yamaha Past Masters

### RACE 11 - SECTOR ANALYSIS



SECTOR 1 = FL to I1, SECTOR 2 = I1 to FL, DIFF = Difference To Personal Best Lap, P = Crossed Finish Line in Pit Lane, D = Time Disallowed

P11 60 C		Danny GOUGH		Yamaha TZR250 - G Force Motorcycles			
IDEAL LAP TIME : 2:16.174		BEST LAP TIME : 2:16.963		DIFFERENCE : 0.789			
LAP	SECTOR 1	SECTOR 2	LAP TIME	MPH	DIFF	TIME OF DAY	
1 -		45.219	2:25.421	73.49	8.458	13:08:24.552	
2 -	1:33.068	<b>45.079</b>	2:18.147	77.36	1.184	13:10:42.699	
3 -	1:32.035	45.761	2:17.796	77.56	0.833	13:13:00.495	
4 -	1:32.028	45.968	2:17.996	77.45	1.033	13:15:18.491	
<b>5 -</b>	<b>1:31.095</b>	45.868	<b>2:16.963 (1)</b>	<b>78.03</b>		<b>13:17:35.454</b>	
6 -	1:31.505	45.704	2:17.209 (2)	77.89	0.246	13:19:52.663	
7 -	1:31.461	46.011	2:17.472 (3)	77.74	0.509	13:22:10.135	

P12 333 C		Mark STUBBERFIELD		Yamaha TZR250 - Polished concrete London			
IDEAL LAP TIME : 2:19.688		BEST LAP TIME : 2:20.369		DIFFERENCE : 0.681			
LAP	SECTOR 1	SECTOR 2	LAP TIME	MPH	DIFF	TIME OF DAY	
1 -		<b>46.165</b>	2:27.218	72.59	6.849	13:08:26.349	
2 -	<b>1:33.523</b>	47.474	2:20.997 (3)	75.80	0.628	13:10:47.346	
3 -	1:34.459	48.021	2:22.480	75.01	2.111	13:13:09.826	
4 -	1:34.903	47.859	2:22.762	74.86	2.393	13:15:32.588	
5 -	1:34.419	47.617	2:22.036	75.24	1.667	13:17:54.624	
6 -	1:33.576	47.121	2:20.697 (2)	75.96	0.328	13:20:15.321	
7 -	1:33.547	46.822	<b>2:20.369 (1)</b>	<b>76.14</b>		<b>13:22:35.690</b>	

P13 46 C		Kevin MARSHALL		Yamaha TZR250 - Stacey Processing			
IDEAL LAP TIME : 2:20.253		BEST LAP TIME : 2:20.364		DIFFERENCE : 0.111			
LAP	SECTOR 1	SECTOR 2	LAP TIME	MPH	DIFF	TIME OF DAY	
1 -		<b>47.105</b>	2:29.048	71.70	8.684	13:08:28.179	
2 -	1:34.033	47.270	2:21.303	75.63	0.939	13:10:49.482	
3 -	1:34.297	47.663	2:21.960	75.28	1.596	13:13:11.442	
4 -	1:33.850	48.244	2:22.094	75.21	1.730	13:15:33.536	
5 -	1:33.715	47.396	2:21.111 (2)	75.74	0.747	13:17:54.647	
6 -	1:33.510	47.682	2:21.192 (3)	75.69	0.828	13:20:15.839	
7 -	<b>1:33.148</b>	47.216	<b>2:20.364 (1)</b>	<b>76.14</b>		<b>13:22:36.203</b>	

P14 73 C		Colvin TURNER		Yamaha TZR250 -			
IDEAL LAP TIME : 2:23.910		BEST LAP TIME : 2:24.433		DIFFERENCE : 0.523			
LAP	SECTOR 1	SECTOR 2	LAP TIME	MPH	DIFF	TIME OF DAY	
1 -		<b>48.345</b>	2:30.829	70.86	6.396	13:08:29.960	
2 -	1:36.408	49.824	2:26.232 (2)	73.08	1.799	13:10:56.192	
3 -	1:39.113	50.256	2:29.369	71.55	4.936	13:13:25.561	
4 -	1:38.761	50.418	2:29.179	71.64	4.746	13:15:54.740	
5 -	1:38.598	50.443	2:29.041	71.71	4.608	13:18:23.781	
6 -	1:37.856	50.143	2:27.999 (3)	72.21	3.566	13:20:51.780	
7 -	<b>1:35.565</b>	48.868	<b>2:24.433 (1)</b>	<b>74.00</b>		<b>13:23:16.213</b>	

P15 69 C		Mark ELLERAY		Yamaha TZR250 - Abbot Solutions Ltd			
IDEAL LAP TIME : 2:25.126		BEST LAP TIME : 2:25.291		DIFFERENCE : 0.165			
LAP	SECTOR 1	SECTOR 2	LAP TIME	MPH	DIFF	TIME OF DAY	
1 -		48.564	2:34.656	69.10	9.365	13:08:33.787	
2 -	1:37.430	49.292	2:26.722 (3)	72.84	1.431	13:11:00.509	
3 -	1:38.115	<b>48.017</b>	2:26.132 (2)	73.13	0.841	13:13:26.641	
4 -	1:37.951	50.380	2:28.331	72.05	3.040	13:15:54.972	
5 -	1:39.194	49.930	2:29.124	71.67	3.833	13:18:24.096	
6 -	1:38.140	48.937	2:27.077	72.66	1.786	13:20:51.173	
7 -	<b>1:37.109</b>	48.182	<b>2:25.291 (1)</b>	<b>73.56</b>		<b>13:23:16.464</b>	



# BMCRC - MRO Championships 2023 - Rnd 7 @ Snetterton

## DFDS Yamaha Past Masters

### RACE 11 - SECTOR ANALYSIS



SECTOR 1 = FL to I1, SECTOR 2 = I1 to FL, DIFF = Difference To Personal Best Lap, P = Crossed Finish Line in Pit Lane, D = Time Disallowed

P16 42 C		Martin PEARSON		Yamaha TZR250 -		
IDEAL LAP TIME : 2:26.404		BEST LAP TIME : 2:27.054		DIFFERENCE : 0.650		
LAP	SECTOR 1	SECTOR 2	LAP TIME	MPH	DIFF	TIME OF DAY
1 -		49.714	2:36.228	68.41	9.174	13:08:35.359
2 -	1:38.595	49.865	2:28.460	71.99	1.406	13:11:03.819
3 -	1:38.693	49.918	2:28.611	71.91	1.557	13:13:32.430
4 -	1:38.869	49.848	2:28.717	71.86	1.663	13:16:01.147
5 -	1:38.515	49.779	2:28.294 (3)	72.07	1.240	13:18:29.441
6 -	1:37.916	<b>49.138</b>	<b>2:27.054 (1)</b>	<b>72.68</b>		<b>13:20:56.495</b>
7 -	<b>1:37.266</b>	49.998	2:27.264 (2)	72.57	0.210	13:23:23.759

P17 71 R		Tess BICKERSTAFF		Yamaha TZR250 - Len Whalin		
IDEAL LAP TIME : 2:34.731		BEST LAP TIME : 2:35.055		DIFFERENCE : 0.324		
LAP	SECTOR 1	SECTOR 2	LAP TIME	MPH	DIFF	TIME OF DAY
1 -		52.889	2:45.777	64.47	10.722	13:08:44.908
2 -	1:44.958	52.956	2:37.914	67.68	2.859	13:11:22.822
3 -	1:45.574	52.535	2:38.109	67.59	3.054	13:14:00.931
4 -	<b>1:42.819</b>	52.236	<b>2:35.055 (1)</b>	<b>68.93</b>		<b>13:16:35.986</b>
5 -	1:43.207	<b>51.912</b>	2:35.119 (2)	68.90	0.064	13:19:11.105
6 -	1:44.802	52.323	2:37.125 (3)	68.02	2.070	13:21:48.230

P18 50 R		Stuart MELHUIH		Yamaha TZR250 -		
IDEAL LAP TIME : 2:33.864		BEST LAP TIME : 2:33.864		DIFFERENCE : 0.000		
LAP	SECTOR 1	SECTOR 2	LAP TIME	MPH	DIFF	TIME OF DAY
1 -		53.199	2:46.067	64.35	12.203	13:08:45.198
2 -	1:43.753	53.199	2:36.952 (2)	68.09	3.088	13:11:22.150
3 -	1:44.256	54.646	2:38.902	67.26	5.038	13:14:01.052
4 -	1:44.045	52.909	2:36.954 (3)	68.09	3.090	13:16:38.006
5 -	1:44.426	53.118	2:37.544	67.84	3.680	13:19:15.550
6 -	<b>1:42.599</b>	<b>51.265</b>	<b>2:33.864 (1)</b>	<b>69.46</b>		<b>13:21:49.414</b>

P19 70		Andrew BURSCOUGH		Yamaha YPVS 350 - Mad biker designs/Martitanium		
IDEAL LAP TIME : 2:12.057		BEST LAP TIME : 2:12.262		DIFFERENCE : 0.205		
LAP	SECTOR 1	SECTOR 2	LAP TIME	MPH	DIFF	TIME OF DAY
1 -		<b>44.216</b>	2:17.339	77.82	5.077	13:08:16.470
2 -	1:28.412	44.224	2:12.636 (2)	80.58	0.374	13:10:29.106
3 -	<b>1:27.841</b>	44.421	<b>2:12.262 (1)</b>	<b>80.80</b>		<b>13:12:41.368</b>
4 -	1:28.986	44.889	2:13.875	79.83	1.613	13:14:55.243
5 -	1:27.901	44.890	2:12.791 (3)	80.48	0.529	13:17:08.034

P20 162		Darren COOPER		Yamaha TZR250 - Twistgrip Motorcycles		
IDEAL LAP TIME : 2:19.656		BEST LAP TIME : 2:19.656		DIFFERENCE : 0.000		
LAP	SECTOR 1	SECTOR 2	LAP TIME	MPH	DIFF	TIME OF DAY
1 -		47.057	2:29.223	71.62	9.567	13:08:28.354
2 -	<b>1:32.868</b>	<b>46.788</b>	<b>2:19.656 (1)</b>	<b>76.53</b>		<b>13:10:48.010</b>

P21 72 C		John HAMILTON		Yamaha TRZ250 - LW Racing		
IDEAL LAP TIME : 2:19.346		BEST LAP TIME : 2:24.470		DIFFERENCE : 5.124		
LAP	SECTOR 1	SECTOR 2	LAP TIME	MPH	DIFF	TIME OF DAY
1 -		<b>45.888</b>	2:25.355	73.53	0.885	13:08:24.486
2 -	<b>1:33.458</b>	51.012	<b>2:24.470 (1)</b>	<b>73.98</b>		<b>13:10:48.956</b>

# BMCRC - MRO Championships 2023 - Rnd 7 @ Snetterton

## DFDS Yamaha Past Masters

### RACE 11 - BEST SECTORS

SECTOR 1			SECTOR 2			IDEAL / BEST COMPARISON						
POS	NO	NAME	TIME	NO	NAME	TIME	POS	NO	NAME	IDEAL	BEST	DIFF
									<b>PERFECT LAP</b>	<b>2:09.040</b>		
1	51	WHOLEY	<b>1:26.258</b>	51	WHOLEY	<b>42.782</b>	1	51	WHOLEY	2:09.040	2:09.064	<b>0.024</b>
2	30	COOPER	<b>1:27.695</b>	27	HAYWARD	<b>43.421</b>	2	27	HAYWARD	2:11.144	2:12.011	<b>0.867</b>
3	27	HAYWARD	<b>1:27.723</b>	30	COOPER	<b>43.771</b>	3	30	COOPER	2:11.466	2:12.089	<b>0.623</b>
4	74	WHITBY	<b>1:27.751</b>	74	WHITBY	<b>43.924</b>	4	74	WHITBY	2:11.675	2:12.104	<b>0.429</b>
5	70	BURSCOUGH	<b>1:27.841</b>	28	MCCARTER	<b>44.033</b>	5	70	BURSCOUGH	2:12.057	2:12.262	<b>0.205</b>
6	29	CRIPPS	<b>1:29.364</b>	29	CRIPPS	<b>44.115</b>	6	28	MCCARTER	2:13.450	2:13.698	<b>0.248</b>
7	28	MCCARTER	<b>1:29.417</b>	8	BALL	<b>44.165</b>	7	29	CRIPPS	2:13.479	2:13.479	<b>0.000</b>
8	8	BALL	<b>1:29.456</b>	70	BURSCOUGH	<b>44.216</b>	8	8	BALL	2:13.621	2:13.920	<b>0.299</b>
9	26	LEE	<b>1:29.719</b>	26	LEE	<b>44.836</b>	9	26	LEE	2:14.555	2:14.727	<b>0.172</b>
10	4	HALIL	<b>1:30.154</b>	60	GOUGH	<b>45.079</b>	10	4	HALIL	2:15.324	2:15.342	<b>0.018</b>
11	57	MOOK	<b>1:30.600</b>	57	MOOK	<b>45.086</b>	11	57	MOOK	2:15.686	2:15.942	<b>0.256</b>
12	60	GOUGH	<b>1:31.095</b>	4	HALIL	<b>45.170</b>	12	60	GOUGH	2:16.174	2:16.963	<b>0.789</b>
13	162	COOPER	<b>1:32.868</b>	72	HAMILTON	<b>45.888</b>	13	72	HAMILTON	2:19.346	2:24.470	<b>5.124</b>
14	46	MARSHALL	<b>1:33.148</b>	333	STUBBERFIELD	<b>46.165</b>	14	162	COOPER	2:19.656	2:19.656	<b>0.000</b>
15	72	HAMILTON	<b>1:33.458</b>	162	COOPER	<b>46.788</b>	15	333	STUBBERFIELD	2:19.688	2:20.369	<b>0.681</b>
16	333	STUBBERFIELD	<b>1:33.523</b>	46	MARSHALL	<b>47.105</b>	16	46	MARSHALL	2:20.253	2:20.364	<b>0.111</b>
17	73	TURNER	<b>1:35.565</b>	69	ELLERAY	<b>48.017</b>	17	73	TURNER	2:23.910	2:24.433	<b>0.523</b>
18	69	ELLERAY	<b>1:37.109</b>	73	TURNER	<b>48.345</b>	18	69	ELLERAY	2:25.126	2:25.291	<b>0.165</b>
19	42	PEARSON	<b>1:37.266</b>	42	PEARSON	<b>49.138</b>	19	42	PEARSON	2:26.404	2:27.054	<b>0.650</b>
20	50	MELHUIISH	<b>1:42.599</b>	50	MELHUIISH	<b>51.265</b>	20	50	MELHUIISH	2:33.864	2:33.864	<b>0.000</b>
21	71	BICKERSTAFF	<b>1:42.819</b>	71	BICKERSTAFF	<b>51.912</b>	21	71	BICKERSTAFF	2:34.731	2:35.055	<b>0.324</b>

# BMCRC - MRO Championships 2023 - Rnd 7 @ Snetterton

## DFDS Yamaha Past Masters

### RACE 11 - STATISTICS

**Competitors Started** 21  
**Planned Start** 2023-09-03 @ 12:50:00.000  
**Actual Start** 2023-09-03 @ 13:05:59.130  
**Finish Time** 2023-09-03 @ 13:21:15.970  
**Track Length** 2.9689mi.  
**Total Laps** 133  
**Total Distance Covered** 394.8652mi.

#### Session Fastest Lap History

NO	CL	NAME	LAP TIME	TIME OF DAY	LAP	VEHICLE
51		Kevin WHOLEY	<b>2:09.064</b>	13:10:23.257	2	Yamaha TZR250

#### Session Leader History

NO	CL	NAME	FROM LAP	LAPS LED	DISTANCE	VEHICLE
51		Kevin WHOLEY	1	7	20.78 miles	Yamaha TZR250

#### Flag History

TYPE	TIME OF DAY
GREEN	13:05:59.130
FINISH	13:21:15.970

#### Flag Statistics

TYPE	COUNT	TOTAL LAPS	TOTAL TIME
Green	1	7	17:41.842
Red	0	0	0.000
Safety Car	0	0	0.000
FCY	0	0	0.000

# BMCRC - MRO Championships 2023 - Rnd 7 @ Snetterton

## DFDS Yamaha Past Masters

### RACE 11 - STATISTICS

**CLASS :**

11 Starters

#### Fastest Lap History

NO	NAME	LAP TIME	TIME OF DAY	LAP	VEHICLE
51	Kevin WHOLEY	<b>2:09.064</b>	13:10:23.257	2	Yamaha TZR250

#### Leader History

NO	NAME	FROM LAP	LAPS LED	DISTANCE	VEHICLE
51	Kevin WHOLEY	1	7	20.78 miles	Yamaha TZR250

# BMCRC - MRO Championships 2023 - Rnd 7 @ Snetterton

## DFDS Yamaha Past Masters

### RACE 11 - STATISTICS

**CLASS : C**

8 Starters

#### Fastest Lap History

NO	NAME	LAP TIME	TIME OF DAY	LAP	VEHICLE
26	Damian LEE	<b>2:15.157</b>	13:10:37.899	2	Yamaha TZR250
26	Damian LEE	<b>2:14.727</b>	13:12:52.620	3	Yamaha TZR250

#### Leader History

NO	NAME	FROM LAP	LAPS LED	DISTANCE	VEHICLE
26	Damian LEE	1	7	20.78 miles	Yamaha TZR250

# BMCRC - MRO Championships 2023 - Rnd 7 @ Snetterton

## DFDS Yamaha Past Masters

### RACE 11 - STATISTICS

CLASS : R

2 Starters

#### Fastest Lap History

NO	NAME	LAP TIME	TIME OF DAY	LAP	VEHICLE
50	Stuart MELHUISH	<b>2:36.952</b>	13:11:22.156	2	Yamaha TZR250
71	Tess BICKERSTAFF	<b>2:35.055</b>	13:16:36.011	4	Yamaha TZR250
50	Stuart MELHUISH	<b>2:33.864</b>	13:21:49.420	6	Yamaha TZR250

#### Leader History

NO	NAME	FROM LAP	LAPS LED	DISTANCE	VEHICLE
71	Tess BICKERSTAFF	1	1	2.96 miles	Yamaha TZR250
50	Stuart MELHUISH	2	1	2.96 miles	Yamaha TZR250
71	Tess BICKERSTAFF	3	4	11.87 miles	Yamaha TZR250

**BMCRC - MRO Championships 2023 - Rnd 7 @ Snetterton**
**DFDS Yamaha Past Masters**
**RACE 22 - GRID (6 Laps)**

ROW 8			22	<b>36</b> Phil ZANUTTO							
ROW 7		21	<b>71</b> Tess BICKERSTAFF	2:35.055	20	<b>50</b> Stuart MELHUIISH	2:33.864	19	<b>42</b> Martin PEARSON	2:27.054	
ROW 6		18	<b>69</b> Mark ELLERAY	2:25.291	17	<b>72</b> John HAMILTON	2:24.470	16	<b>73</b> Colvin TURNER	2:24.433	
ROW 5			15	<b>333</b> Mark STUBBERFIELD	2:20.369	14	<b>46</b> Kevin MARSHALL	2:20.364	13	<b>162</b> Darren COOPER	2:19.656
ROW 4		12	<b>60</b> Danny GOUGH	2:16.963	11	<b>57</b> Geoff MOOK	2:15.942	10	<b>4</b> Denis HALIL	2:15.342	
ROW 3			9	<b>26</b> Damian LEE	2:14.727	8	<b>8</b> David BALL	2:13.920	7	<b>28</b> Liam MCCARTER	2:13.698
ROW 2		6	<b>29</b> Derek CRIPPS	2:13.479	5	<b>70</b> Andrew BURSCOUGH	2:12.262	4	<b>74</b> Paul WHITBY	2:12.104	
ROW 1			3	<b>30</b> Alan COOPER	2:12.089	2	<b>27</b> Richard HAYWARD	2:12.011	1	<b>51</b> Kevin WHOLEY	2:09.064
										<b>Pole</b>	

Snetterton 300: 2.9689 miles

These results are provisional until the conclusion of any judicial and technical matters.

Clerk Of Course :	Stewards :	Timekeeper : <i>Craig Smith</i>
-------------------	------------	------------------------------------

 Results can be found at [www.tsl-timing.com](http://www.tsl-timing.com)

Printed - 13:25 Sunday, 03 September 2023



**BMCRC - MRO Championships 2023 - Rnd 7 @ Snetterton**
**DFDS Yamaha Past Masters**
**RACE 22 - CLASSIFICATION**

POS	NO	CL	PIC NAME	ENTRY	LAPS	TIME	GAP	DIFF	MPH	BEST	ON
1	51		1 Kevin WHOLEY	Yamaha TZR250 - Twistgrip Motorcycles	6	13:02.890			81.91	2:09.160	3
2	30		2 Alan COOPER	Yamaha TZR250 - Twistgrip Motorcycles	6	13:15.397	12.507	12.507	80.62	2:11.013	2
3	74		3 Paul WHITBY	Yamaha TZR250 - Greybridge Ltd	6	13:19.254	16.364	3.857	80.23	2:11.026	6
4	27		4 Richard HAYWARD	Yamaha TZR250 - GForce/Hayward R Ltd/SnapOn	6	13:20.342	17.452	1.088	80.12	2:11.791	6
5	28		5 Liam McCARTER	Yamaha TZR250 - Katie McCarter	6	13:34.292	31.402	13.950	78.75	2:13.878	3
6	26	C	1 Damian LEE	Yamaha TZR250 - Leed Autos	6	13:34.684	31.794	0.392	78.71	2:13.235	6
7	29		6 Derek CRIPPS	Yamaha TZR250 - Team FBR	6	13:36.091	33.201	1.407	78.58	2:13.945	5
8	60	C	2 Danny GOUGH	Yamaha TZR250 - G Force Motorcycles	6	13:58.158	55.268	22.067	76.51	2:18.204	4
9	4		7 Denis HALIL	Yamaha TZR250 - D & A AUTOS	6	14:11.714	1:08.824	13.556	75.29	2:20.008	3
10	333	C	3 Mark STUBBERFIELD	Yamaha TZR250 - Polished concrete London	6	14:12.247	1:09.357	0.533	75.24	2:19.998	6
11	72	C	4 John HAMILTON	Yamaha TRZ250 - LW Racing	6	14:12.274	1:09.384	0.027	75.24	2:19.175	4
12	46	C	5 Kevin MARSHALL	Yamaha TZR250 - Stacey Processing	6	14:13.408	1:10.518	1.134	75.14	2:19.355	5
13	69	C	6 Mark ELLERAY	Yamaha TZR250 - Abbot Solutions Ltd	6	14:53.686	1:50.796	40.278	71.75	2:26.932	2
14	73	C	7 Colvin TURNER	Yamaha TZR250 -	6	15:04.592	2:01.702	10.906	70.89	2:28.083	4
15	42	C	8 Martin PEARSON	Yamaha TZR250 -	6	15:23.495	2:20.605	18.903	69.44	2:29.222	4
16	71	R	1 Tess BICKERSTAFF	Yamaha TZR250 - Len Whalin	5	13:11.712	1 Lap	1 Lap	67.49	2:33.780	5
17	50	R	2 Stuart MELHUIISH	Yamaha TZR250 -	5	13:18.465	1 Lap	6.753	66.92	2:36.011	3

**FASTEST LAP**

51	Kevin WHOLEY	Yamaha TZR250 - Twistgrip Motorcycles	3	2:09.160	82.75 mph	133.17 kph
26 C	Damian LEE	Yamaha TZR250 - Leed Autos	6	2:13.235	80.21 mph	129.10 kph
71 R	Tess BICKERSTAFF	Yamaha TZR250 - Len Whalin	5	2:33.780	69.50 mph	111.85 kph

Class - 92.5% of Race Speed = 75.76 mph  
 Class C - 92.5% of Race Speed = 72.80 mph  
 Class R - 92.5% of Race Speed = 62.42 mph

Weather / Track : Sunny / Dry

These results are provisional until the conclusion of any judicial and technical matters.

Race Distance: 6 Laps / 17.81 miles

Snetterton 300: 2.9689 miles

Date: 03/09/2023 Start: 17:37 Finish: 17:50

Clerk Of Course :	Stewards :	Timekeeper : <i>Craig Smith</i>
-------------------	------------	------------------------------------

 Results can be found at [www.tsl-timing.com](http://www.tsl-timing.com)

Printed - 17:53 Sunday, 03 September 2023





# BMCRC - MRO Championships 2023 - Rnd 7 @ Snetterton

## DFDS Yamaha Past Masters

### RACE 22 - LAP CHART

#### LAP 1 @ 17:39:32.172

NO	BEHIND	LAP TIME
51		2:14.477
30	0.904	2:15.381
27	2.355	2:16.832
74	3.302	2:17.779
28	5.882	2:20.359
26	6.686	2:21.163
4	6.814	2:21.291
29	7.871	2:22.348
60	9.575	2:24.052
333	11.493	2:25.970
46	14.698	2:29.175
72	15.662	2:30.139
73	21.090	2:35.567
69	21.212	2:35.689
42	24.083	2:38.560
50	31.565	2:46.042
71	32.264	2:46.741

#### LAP 2 @ 17:41:41.809

NO	BEHIND	LAP TIME
51		2:09.637
30	2.280	2:11.013
27	7.335	2:14.617
74	7.414	2:13.749
26	11.888	2:14.839
28	12.203	2:15.958
29	13.141	2:14.907
60	18.867	2:18.929
333	23.399	2:21.543
4	24.346	2:27.169
72	27.176	2:21.151
46	28.002	2:22.941
69	38.507	2:26.932
73	40.512	2:29.059
42	43.973	2:29.527
71	1:00.891	2:38.264
50	1:01.059	2:39.131

#### LAP 3 @ 17:43:50.969

NO	BEHIND	LAP TIME
51		2:09.160
30	4.449	2:11.329
74	10.777	2:12.523
27	10.847	2:12.672
28	16.921	2:13.878
26	18.211	2:15.483
29	18.601	2:14.620
60	28.555	2:18.848
4	35.194	2:20.008
333	36.657	2:22.418
72	39.181	2:21.165
46	40.342	2:21.500
69	57.268	2:27.921
73	1:01.695	2:30.343
42	1:04.327	2:29.514
50	1:27.910	2:36.011
71	1:28.221	2:36.490

#### LAP 4 @ 17:46:00.562

NO	BEHIND	LAP TIME
51		2:09.593

30	6.488	2:11.632
74	13.580	2:12.396
27	13.825	2:12.571
28	21.909	2:14.581
26	22.932	2:14.314
29	23.780	2:14.772
60	37.166	2:18.204
4	46.184	2:20.583
333	48.203	2:21.139
72	48.763	2:19.175
46	50.791	2:20.042
69	1:15.894	2:28.219
73	1:20.185	2:28.083
42	1:23.956	2:29.222
71	1:55.065	2:36.437
50	1:55.305	2:36.988

#### LAP 5 @ 17:48:10.626

NO	BEHIND	LAP TIME
51		2:10.064
30	8.236	2:11.812
74	15.297	2:11.781
27	15.620	2:11.859
28	26.447	2:14.602
29	27.661	2:13.945
26	28.518	2:15.650
60	46.113	2:19.011
4	58.121	2:22.001
72	59.197	2:20.498
333	59.318	2:21.179
46	1:00.082	2:19.355
69	1:33.306	2:27.476
73	1:40.806	2:30.685
42	1:46.343	2:32.451

#### LAP 6 @ 17:50:20.585

NO	BEHIND	LAP TIME
51		2:09.959
71	1 Lap	2:33.780
30	12.507	2:14.230
50	1 Lap	2:40.293
74	16.364	2:11.026
27	17.452	2:11.791
28	31.402	2:14.914
26	31.794	2:13.235
29	33.201	2:15.499
60	55.268	2:19.114
4	1:08.824	2:20.662
333	1:09.357	2:19.998
72	1:09.384	2:20.146
46	1:10.518	2:20.395
69	1:50.796	2:27.449
73	2:01.702	2:30.855
42	2:20.605	2:44.221

# BMCRC - MRO Championships 2023 - Rnd 7 @ Snetterton

## DFDS Yamaha Past Masters

### RACE 22 - POSITION CHART

No	Name	Lap Pos	Lap					
			1	2	3	4	5	6
51	WHOLEY	1	51	51	51	51	51	51
27	HAYWARD	2	30	30	30	30	30	30
30	COOPER	3	27	27	74	74	74	74
74	WHITBY	4	74	74	27	27	27	27
29	CRIPPS	5	28	26	28	28	28	28
28	McCARTER	6	26	28	26	26	29	26
26	LEE	7	4	29	29	29	26	29
4	HALIL	8	29	60	60	60	60	60
60	GOUGH	9	60	333	4	4	4	4
46	MARSHALL	10	333	4	333	333	72	333
333	STUBBERFIELD	11	46	72	72	72	333	72
73	TURNER	12	72	46	46	46	46	46
72	HAMILTON	13	73	69	69	69	69	69
69	ELLERAY	14	69	73	73	73	73	73
42	PEARSON	15	42	42	42	42	42	42
50	MELHUIISH	16	50	71	50	71	71	
71	BICKERSTAFF	17	71	50	71	50	50	

# BMCRC - MRO Championships 2023 - Rnd 7 @ Snetterton

## DFDS Yamaha Past Masters

### RACE 22 - SECTOR ANALYSIS



SECTOR 1 = FL to I1, SECTOR 2 = I1 to FL, DIFF = Difference To Personal Best Lap, P = Crossed Finish Line in Pit Lane, D = Time Disallowed

P1 51		Kevin WHOLEY		Yamaha TZR250 - Twistgrip Motorcycles			
IDEAL LAP TIME : 2:08.774		BEST LAP TIME : 2:09.160		DIFFERENCE : 0.386			
LAP	SECTOR 1	SECTOR 2	LAP TIME	MPH	DIFF	TIME OF DAY	
1 -		<b>42.608</b>	2:14.477	79.47	5.317	17:39:32.172	
2 -	1:26.574	43.063	2:09.637 (3)	82.44	0.477	17:41:41.809	
3 -	<b>1:26.166</b>	42.994	<b>2:09.160 (1)</b>	<b>82.75</b>		<b>17:43:50.969</b>	
4 -	1:26.684	42.909	2:09.593 (2)	82.47	0.433	17:46:00.562	
5 -	1:26.949	43.115	2:10.064	82.17	0.904	17:48:10.626	
6 -	1:26.909	43.050	2:09.959	82.24	0.799	17:50:20.585	

P2 30		Alan COOPER		Yamaha TZR250 - Twistgrip Motorcycles			
IDEAL LAP TIME : 2:09.725		BEST LAP TIME : 2:11.013		DIFFERENCE : 1.288			
LAP	SECTOR 1	SECTOR 2	LAP TIME	MPH	DIFF	TIME OF DAY	
1 -		<b>43.167</b>	2:15.381	78.94	4.368	17:39:33.076	
2 -	<b>1:26.558</b>	44.455	<b>2:11.013 (1)</b>	<b>81.58</b>		<b>17:41:44.089</b>	
3 -	1:27.566	43.763	2:11.329 (2)	81.38	0.316	17:43:55.418	
4 -	1:27.521	44.111	2:11.632 (3)	81.19	0.619	17:46:07.050	
5 -	1:27.466	44.346	2:11.812	81.08	0.799	17:48:18.862	
6 -	1:29.334	44.896	2:14.230	79.62	3.217	17:50:33.092	

P3 74		Paul WHITBY		Yamaha TZR250 - Greybridge Ltd			
IDEAL LAP TIME : 2:11.026		BEST LAP TIME : 2:11.026		DIFFERENCE : 0.000			
LAP	SECTOR 1	SECTOR 2	LAP TIME	MPH	DIFF	TIME OF DAY	
1 -		44.140	2:17.779	77.57	6.753	17:39:35.474	
2 -	1:27.979	45.770	2:13.749	79.91	2.723	17:41:49.223	
3 -	1:28.084	44.439	2:12.523	80.65	1.497	17:44:01.746	
4 -	1:28.530	43.866	2:12.396 (3)	80.72	1.370	17:46:14.142	
5 -	1:28.113	43.668	2:11.781 (2)	81.10	0.755	17:48:25.923	
6 -	<b>1:27.592</b>	<b>43.434</b>	<b>2:11.026 (1)</b>	<b>81.57</b>		<b>17:50:36.949</b>	

P4 27		Richard HAYWARD		Yamaha TZR250 - GForce/Hayward R Ltd/SnapOn			
IDEAL LAP TIME : 2:11.106		BEST LAP TIME : 2:11.791		DIFFERENCE : 0.685			
LAP	SECTOR 1	SECTOR 2	LAP TIME	MPH	DIFF	TIME OF DAY	
1 -		<b>43.725</b>	2:16.832	78.11	5.041	17:39:34.527	
2 -	1:28.673	45.944	2:14.617	79.39	2.826	17:41:49.144	
3 -	1:28.353	44.319	2:12.672	80.56	0.881	17:44:01.816	
4 -	1:28.702	43.869	2:12.571 (3)	80.62	0.780	17:46:14.387	
5 -	1:28.013	43.846	2:11.859 (2)	81.05	0.068	17:48:26.246	
6 -	<b>1:27.381</b>	44.410	<b>2:11.791 (1)</b>	<b>81.09</b>		<b>17:50:38.037</b>	

P5 28		Liam McCARTER		Yamaha TZR250 - Katie McCarter			
IDEAL LAP TIME : 2:13.878		BEST LAP TIME : 2:13.878		DIFFERENCE : 0.000			
LAP	SECTOR 1	SECTOR 2	LAP TIME	MPH	DIFF	TIME OF DAY	
1 -		44.674	2:20.359	76.14	6.481	17:39:38.054	
2 -	1:31.279	44.679	2:15.958	78.61	2.080	17:41:54.012	
3 -	<b>1:29.509</b>	<b>44.369</b>	<b>2:13.878 (1)</b>	<b>79.83</b>		<b>17:44:07.890</b>	
4 -	1:30.141	44.440	2:14.581 (2)	79.41	0.703	17:46:22.471	
5 -	1:29.926	44.676	2:14.602 (3)	79.40	0.724	17:48:37.073	
6 -	1:29.889	45.025	2:14.914	79.22	1.036	17:50:51.987	

P6 26 C		Damian LEE		Yamaha TZR250 - Leed Autos			
IDEAL LAP TIME : 2:13.191		BEST LAP TIME : 2:13.235		DIFFERENCE : 0.044			
LAP	SECTOR 1	SECTOR 2	LAP TIME	MPH	DIFF	TIME OF DAY	
1 -		<b>44.622</b>	2:21.163	75.71	7.928	17:39:38.858	
2 -	1:29.533	45.306	2:14.839 (3)	79.26	1.604	17:41:53.697	
3 -	1:29.967	45.516	2:15.483	78.88	2.248	17:44:09.180	
4 -	1:29.511	44.803	2:14.314 (2)	79.57	1.079	17:46:23.494	
5 -	1:30.403	45.247	2:15.650	78.79	2.415	17:48:39.144	
6 -	<b>1:28.569</b>	44.666	<b>2:13.235 (1)</b>	<b>80.21</b>		<b>17:50:52.379</b>	

# BMCRC - MRO Championships 2023 - Rnd 7 @ Snetterton

## DFDS Yamaha Past Masters

### RACE 22 - SECTOR ANALYSIS



SECTOR 1 = FL to I1, SECTOR 2 = I1 to FL, DIFF = Difference To Personal Best Lap, P = Crossed Finish Line in Pit Lane, D = Time Disallowed

P7 29		Derek CRIPPS		Yamaha TZR250 - Team FBR		
IDEAL LAP TIME : 2:13.918		BEST LAP TIME : 2:13.945		DIFFERENCE : 0.027		
LAP	SECTOR 1	SECTOR 2	LAP TIME	MPH	DIFF	TIME OF DAY
1 -		45.197	2:22.348	75.08	8.403	17:39:40.043
2 -	1:30.187	44.720	2:14.907	79.22	0.962	17:41:54.950
3 -	1:30.121	44.499	2:14.620 (2)	79.39	0.675	17:44:09.570
4 -	1:30.092	44.680	2:14.772 (3)	79.30	0.827	17:46:24.342
5 -	1:29.674	<b>44.271</b>	<b>2:13.945 (1)</b>	<b>79.79</b>		<b>17:48:38.287</b>
6 -	<b>1:29.647</b>	45.852	2:15.499	78.87	1.554	17:50:53.786

P8 60 C		Danny GOUGH		Yamaha TZR250 - G Force Motorcycles		
IDEAL LAP TIME : 2:18.204		BEST LAP TIME : 2:18.204		DIFFERENCE : 0.000		
LAP	SECTOR 1	SECTOR 2	LAP TIME	MPH	DIFF	TIME OF DAY
1 -		46.010	2:24.052	74.19	5.848	17:39:41.747
2 -	1:32.420	46.509	2:18.929 (3)	76.93	0.725	17:42:00.676
3 -	1:32.496	46.352	2:18.848 (2)	76.97	0.644	17:44:19.524
4 -	<b>1:32.243</b>	<b>45.961</b>	<b>2:18.204 (1)</b>	<b>77.33</b>		<b>17:46:37.728</b>
5 -	1:32.677	46.334	2:19.011	76.88	0.807	17:48:56.739
6 -	1:32.735	46.379	2:19.114	76.82	0.910	17:51:15.853

P9 4		Denis HALIL		Yamaha TZR250 - D & A AUTOS		
IDEAL LAP TIME : 2:15.403		BEST LAP TIME : 2:20.008		DIFFERENCE : 4.605		
LAP	SECTOR 1	SECTOR 2	LAP TIME	MPH	DIFF	TIME OF DAY
1 -		<b>44.973</b>	2:21.291	75.64	1.283	17:39:38.986
2 -	<b>1:30.430</b>	56.739	2:27.169	72.62	7.161	17:42:06.155
3 -	1:33.389	46.619	<b>2:20.008 (1)</b>	<b>76.33</b>		<b>17:44:26.163</b>
4 -	1:33.172	47.411	2:20.583 (2)	76.02	0.575	17:46:46.746
5 -	1:34.083	47.918	2:22.001	75.26	1.993	17:49:08.747
6 -	1:33.792	46.870	2:20.662 (3)	75.98	0.654	17:51:29.409

P10 333 C		Mark STUBBERFIELD		Yamaha TZR250 - Polished concrete London		
IDEAL LAP TIME : 2:19.888		BEST LAP TIME : 2:19.998		DIFFERENCE : 0.110		
LAP	SECTOR 1	SECTOR 2	LAP TIME	MPH	DIFF	TIME OF DAY
1 -		<b>46.760</b>	2:25.970	73.22	5.972	17:39:43.665
2 -	1:33.610	47.933	2:21.543	75.51	1.545	17:42:05.208
3 -	1:35.147	47.271	2:22.418	75.04	2.420	17:44:27.626
4 -	1:33.734	47.405	2:21.139 (2)	75.72	1.141	17:46:48.765
5 -	1:34.416	46.763	2:21.179 (3)	75.70	1.181	17:49:09.944
6 -	<b>1:33.128</b>	46.870	<b>2:19.998 (1)</b>	<b>76.34</b>		<b>17:51:29.942</b>

P11 72 C		John HAMILTON		Yamaha TRZ250 - LW Racing		
IDEAL LAP TIME : 2:19.175		BEST LAP TIME : 2:19.175		DIFFERENCE : 0.000		
LAP	SECTOR 1	SECTOR 2	LAP TIME	MPH	DIFF	TIME OF DAY
1 -		48.806	2:30.139	71.18	10.964	17:39:47.834
2 -	1:33.866	47.285	2:21.151	75.72	1.976	17:42:08.985
3 -	1:33.560	47.605	2:21.165	75.71	1.990	17:44:30.150
4 -	<b>1:32.631</b>	<b>46.544</b>	<b>2:19.175 (1)</b>	<b>76.79</b>		<b>17:46:49.325</b>
5 -	1:33.761	46.737	2:20.498 (3)	76.07	1.323	17:49:09.823
6 -	1:32.923	47.223	2:20.146 (2)	76.26	0.971	17:51:29.969

P12 46 C		Kevin MARSHALL		Yamaha TZR250 - Stacey Processing		
IDEAL LAP TIME : 2:19.324		BEST LAP TIME : 2:19.355		DIFFERENCE : 0.031		
LAP	SECTOR 1	SECTOR 2	LAP TIME	MPH	DIFF	TIME OF DAY
1 -		48.371	2:29.175	71.64	9.820	17:39:46.870
2 -	1:35.456	47.485	2:22.941	74.77	3.586	17:42:09.811
3 -	1:34.385	47.115	2:21.500	75.53	2.145	17:44:31.311
4 -	1:33.293	<b>46.749</b>	2:20.042 (2)	76.32	0.687	17:46:51.353
5 -	<b>1:32.575</b>	46.780	<b>2:19.355 (1)</b>	<b>76.69</b>		<b>17:49:10.708</b>
6 -	1:33.441	46.954	2:20.395 (3)	76.12	1.040	17:51:31.103

# BMCRG - MRO Championships 2023 - Rnd 7 @ Snetterton

## DFDS Yamaha Past Masters

### RACE 22 - SECTOR ANALYSIS



SECTOR 1 = FL to I1, SECTOR 2 = I1 to FL, DIFF = Difference To Personal Best Lap, P = Crossed Finish Line in Pit Lane, D = Time Disallowed

P13 69 C		Mark ELLERAY		Yamaha TZR250 - Abbot Solutions Ltd		
IDEAL LAP TIME : 2:26.818		BEST LAP TIME : 2:26.932		DIFFERENCE : 0.114		
LAP	SECTOR 1	SECTOR 2	LAP TIME	MPH	DIFF	TIME OF DAY
1 -		48.607	2:35.689	68.64	8.757	17:39:53.384
2 -	1:38.372	<b>48.560</b>	<b>2:26.932 (1)</b>	<b>72.74</b>		<b>17:42:20.316</b>
3 -	<b>1:38.258</b>	49.663	2:27.921	72.25	0.989	17:44:48.237
4 -	1:38.782	49.437	2:28.219	72.11	1.287	17:47:16.456
5 -	1:38.811	48.665	2:27.476 (3)	72.47	0.544	17:49:43.932
6 -	1:38.678	48.771	2:27.449 (2)	72.48	0.517	17:52:11.381

P14 73 C		Colvin TURNER		Yamaha TZR250 -		
IDEAL LAP TIME : 2:26.642		BEST LAP TIME : 2:28.083		DIFFERENCE : 1.441		
LAP	SECTOR 1	SECTOR 2	LAP TIME	MPH	DIFF	TIME OF DAY
1 -		<b>49.581</b>	2:35.567	68.70	7.484	17:39:53.262
2 -	1:38.371	50.688	2:29.059 (2)	71.70	0.976	17:42:22.321
3 -	1:39.542	50.801	2:30.343 (3)	71.09	2.260	17:44:52.664
4 -	<b>1:37.061</b>	51.022	<b>2:28.083 (1)</b>	<b>72.17</b>		<b>17:47:20.747</b>
5 -	1:40.489	50.196	2:30.685	70.92	2.602	17:49:51.432
6 -	1:40.123	50.732	2:30.855	70.85	2.772	17:52:22.287

P15 42 C		Martin PEARSON		Yamaha TZR250 -		
IDEAL LAP TIME : 2:29.103		BEST LAP TIME : 2:29.222		DIFFERENCE : 0.119		
LAP	SECTOR 1	SECTOR 2	LAP TIME	MPH	DIFF	TIME OF DAY
1 -		<b>50.107</b>	2:38.560	67.40	9.338	17:39:56.255
2 -	1:39.172	50.355	2:29.527 (3)	71.47	0.305	17:42:25.782
3 -	1:39.394	50.120	2:29.514 (2)	71.48	0.292	17:44:55.296
4 -	<b>1:38.996</b>	50.226	<b>2:29.222 (1)</b>	<b>71.62</b>		<b>17:47:24.518</b>
5 -	1:40.911	51.540	2:32.451	70.10	3.229	17:49:56.969
6 -	1:47.197	57.024	2:44.221	65.08	14.999	17:52:41.190

P16 71 R		Tess BICKERSTAFF		Yamaha TZR250 - Len Whalin		
IDEAL LAP TIME : 2:33.780		BEST LAP TIME : 2:33.780		DIFFERENCE : 0.000		
LAP	SECTOR 1	SECTOR 2	LAP TIME	MPH	DIFF	TIME OF DAY
1 -		52.865	2:46.741	64.09	12.961	17:40:04.436
2 -	1:45.365	52.899	2:38.264	67.53	4.484	17:42:42.700
3 -	1:43.798	52.692	2:36.490 (3)	68.29	2.710	17:45:19.190
4 -	1:44.274	52.163	2:36.437 (2)	68.32	2.657	17:47:55.627
5 -	<b>1:42.356</b>	<b>51.424</b>	<b>2:33.780 (1)</b>	<b>69.50</b>		<b>17:50:29.407</b>

P17 50 R		Stuart MELHUISH		Yamaha TZR250 -		
IDEAL LAP TIME : 2:36.011		BEST LAP TIME : 2:36.011		DIFFERENCE : 0.000		
LAP	SECTOR 1	SECTOR 2	LAP TIME	MPH	DIFF	TIME OF DAY
1 -		54.342	2:46.042	64.36	10.031	17:40:03.737
2 -	1:44.979	54.152	2:39.131 (3)	67.16	3.120	17:42:42.868
3 -	<b>1:43.368</b>	<b>52.643</b>	<b>2:36.011 (1)</b>	<b>68.50</b>		<b>17:45:18.879</b>
4 -	1:44.339	52.649	2:36.988 (2)	68.08	0.977	17:47:55.867
5 -	1:45.034	55.259	2:40.293	66.67	4.282	17:50:36.160

# BMCRC - MRO Championships 2023 - Rnd 7 @ Snetterton

## DFDS Yamaha Past Masters

### RACE 22 - BEST SECTORS

SECTOR 1			SECTOR 2			IDEAL / BEST COMPARISON						
POS	NO	NAME	TIME	NO	NAME	TIME	POS	NO	NAME	IDEAL	BEST	DIFF
									<b>PERFECT LAP</b>	<b>2:08.774</b>		
1	51	WHOLEY	1:26.166	51	WHOLEY	42.608	1	51	WHOLEY	2:08.774	2:09.160	0.386
2	30	COOPER	1:26.558	30	COOPER	43.167	2	30	COOPER	2:09.725	2:11.013	1.288
3	27	HAYWARD	1:27.381	74	WHITBY	43.434	3	74	WHITBY	2:11.026	2:11.026	0.000
4	74	WHITBY	1:27.592	27	HAYWARD	43.725	4	27	HAYWARD	2:11.106	2:11.791	0.685
5	26	LEE	1:28.569	29	CRIPPS	44.271	5	26	LEE	2:13.191	2:13.235	0.044
6	28	McCARTER	1:29.509	28	McCARTER	44.369	6	28	McCARTER	2:13.878	2:13.878	0.000
7	29	CRIPPS	1:29.647	26	LEE	44.622	7	29	CRIPPS	2:13.918	2:13.945	0.027
8	4	HALIL	1:30.430	4	HALIL	44.973	8	4	HALIL	2:15.403	2:20.008	4.605
9	60	GOUGH	1:32.243	60	GOUGH	45.961	9	60	GOUGH	2:18.204	2:18.204	0.000
10	46	MARSHALL	1:32.575	72	HAMILTON	46.544	10	72	HAMILTON	2:19.175	2:19.175	0.000
11	72	HAMILTON	1:32.631	46	MARSHALL	46.749	11	46	MARSHALL	2:19.324	2:19.355	0.031
12	333	STUBBERFIELD	1:33.128	333	STUBBERFIELD	46.760	12	333	STUBBERFIELD	2:19.888	2:19.998	0.110
13	73	TURNER	1:37.061	69	ELLERAY	48.560	13	73	TURNER	2:26.642	2:28.083	1.441
14	69	ELLERAY	1:38.258	73	TURNER	49.581	14	69	ELLERAY	2:26.818	2:26.932	0.114
15	42	PEARSON	1:38.996	42	PEARSON	50.107	15	42	PEARSON	2:29.103	2:29.222	0.119
16	71	BICKERSTAFF	1:42.356	71	BICKERSTAFF	51.424	16	71	BICKERSTAFF	2:33.780	2:33.780	0.000
17	50	MELHUISH	1:43.368	50	MELHUISH	52.643	17	50	MELHUISH	2:36.011	2:36.011	0.000

# BMCRC - MRO Championships 2023 - Rnd 7 @ Snetterton

## DFDS Yamaha Past Masters

### RACE 22 - STATISTICS

**Competitors Started** 17  
**Planned Start** 2023-09-03 @ 17:20:00.000  
**Actual Start** 2023-09-03 @ 17:37:17.694  
**Finish Time** 2023-09-03 @ 17:50:20.584  
**Track Length** 2.9689mi.  
**Total Laps** 100  
**Total Distance Covered** 296.8911mi.

#### Session Fastest Lap History

NO	CL	NAME	LAP TIME	TIME OF DAY	LAP	VEHICLE
51		Kevin WHOLEY	<b>2:09.637</b>	17:41:41.829	2	Yamaha TZR250
51		Kevin WHOLEY	<b>2:09.160</b>	17:43:50.990	3	Yamaha TZR250

#### Session Leader History

NO	CL	NAME	FROM LAP	LAPS LED	DISTANCE	VEHICLE
51		Kevin WHOLEY	1	6	17.81 miles	Yamaha TZR250

#### Flag History

TYPE	TIME OF DAY
GREEN	17:37:17.694
FINISH	17:50:20.584

#### Flag Statistics

TYPE	COUNT	TOTAL LAPS	TOTAL TIME
Green	1	6	15:29.274
Red	0	0	0.000
Safety Car	0	0	0.000
FCY	0	0	0.000

# BMCRC - MRO Championships 2023 - Rnd 7 @ Snetterton

## DFDS Yamaha Past Masters

### RACE 22 - STATISTICS

CLASS :

7 Starters

#### Fastest Lap History

NO	NAME	LAP TIME	TIME OF DAY	LAP	VEHICLE
51	Kevin WHOLEY	<b>2:09.637</b>	17:41:41.829	2	Yamaha TZR250
51	Kevin WHOLEY	<b>2:09.160</b>	17:43:50.990	3	Yamaha TZR250

#### Leader History

NO	NAME	FROM LAP	LAPS LED	DISTANCE	VEHICLE
51	Kevin WHOLEY	1	6	17.81 miles	Yamaha TZR250



# BMCRC - MRO Championships 2023 - Rnd 7 @ Snetterton

## DFDS Yamaha Past Masters

### RACE 22 - STATISTICS

CLASS : C

8 Starters

#### Fastest Lap History

NO	NAME	LAP TIME	TIME OF DAY	LAP	VEHICLE
26	Damian LEE	<b>2:14.839</b>	17:41:53.703	2	Yamaha TZR250
26	Damian LEE	<b>2:14.314</b>	17:46:23.500	4	Yamaha TZR250
26	Damian LEE	<b>2:13.235</b>	17:50:52.384	6	Yamaha TZR250

#### Leader History

NO	NAME	FROM LAP	LAPS LED	DISTANCE	VEHICLE
26	Damian LEE	1	6	17.81 miles	Yamaha TZR250

# BMCRC - MRO Championships 2023 - Rnd 7 @ Snetterton

## DFDS Yamaha Past Masters

### RACE 22 - STATISTICS

CLASS : R

2 Starters

#### Fastest Lap History

NO	NAME	LAP TIME	TIME OF DAY	LAP	VEHICLE
71	Tess BICKERSTAFF	<b>2:38.264</b>	17:42:42.725	2	Yamaha TZR250
50	Stuart MELHUISH	<b>2:36.011</b>	17:45:18.885	3	Yamaha TZR250
71	Tess BICKERSTAFF	<b>2:33.780</b>	17:50:29.432	5	Yamaha TZR250

#### Leader History

NO	NAME	FROM LAP	LAPS LED	DISTANCE	VEHICLE
50	Stuart MELHUISH	1	1	2.96 miles	Yamaha TZR250
71	Tess BICKERSTAFF	2	1	2.96 miles	Yamaha TZR250
50	Stuart MELHUISH	3	1	2.96 miles	Yamaha TZR250
71	Tess BICKERSTAFF	4	2	5.93 miles	Yamaha TZR250